

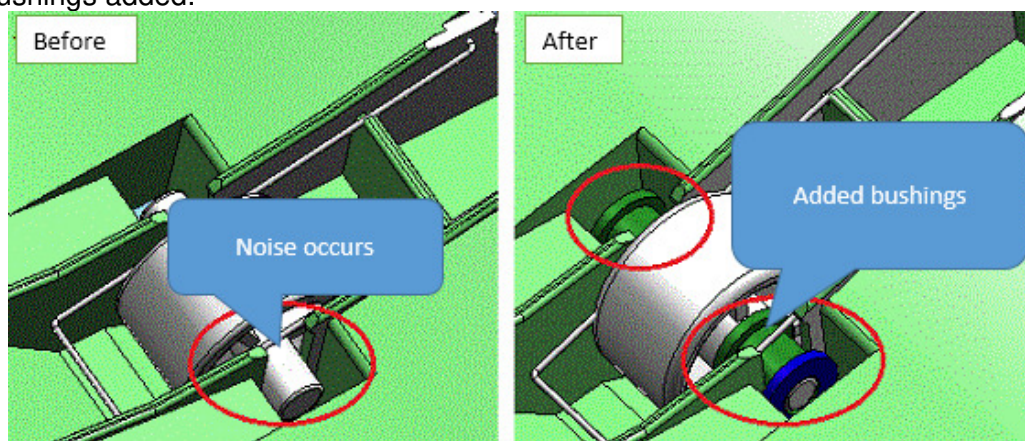
Model: MET-C1b		Date: 27-Nov-14	No.: RD147125
Subject: Parts change information for BU3070 and Side tray		Prepared by: E.Hinata	
From: 1st Tech Service Sect., MFP/P Tech Service Dept.			
Classification:	<input type="checkbox"/> Troubleshooting <input type="checkbox"/> Mechanical <input type="checkbox"/> Paper path <input type="checkbox"/> Product Safety	<input checked="" type="checkbox"/> Part information <input type="checkbox"/> Electrical <input type="checkbox"/> Transmit/receive <input type="checkbox"/> Other ()	<input type="checkbox"/> Action required <input type="checkbox"/> Service manual revision <input type="checkbox"/> Retrofit information <input type="checkbox"/> Tier 2

Change:

- 1) Bushings were added to the driven roller.
 - 2) The position of the gear was changed and grease was added.
 - 3) Some parts were deleted from service parts (but still included in assemblies).
- See tables below.**

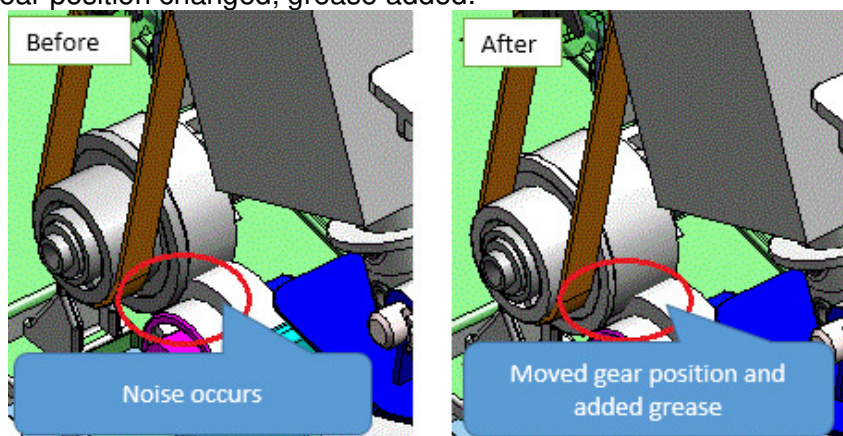
Reason: To minimize noise that may occur when the gear contacts the roller.

Bushings added:



IMPORTANT: Due to the above changes, make sure to replace the cover, side guide plate, and roller shaft **together as a set**.

Gear position changed, grease added:



Model: MET-C1b

Date: 27-Nov-14

No.: RD147125

BU3070 Bridge Unit

Ref .No	Old part number	New part number	Description	Old Q'ty	New Q'ty	Int
1	-	D6850250	COVER:LEFT:ASS'Y	-	1	-
2	D6852055	-	COVER:LEFT:OPEN AND CLOSE:UPPER	1	-	-
3	D6852056	-	GUIDE PLATE:LEFT:LOWER	1	-	-
4	AF040621	D6852061	ROLLER:DRIVEN:DIA14	4	4	X/X
5		D6852063	BUSHING:TRANSPORT:DIA4	-	8	-

Important: Install parts #4 (D6852061) and #5 **together as a set**.

Note: Parts #2 and #3 were deleted from service parts. Part #1 is the assembly which contains these two parts.

Ref .No	Old part number	New part number	Description	Old Q'ty	New Q'ty	Int
6	-	D6850100	FRAME SECTION	-	1	-
7	D6851017	D6851023	ROLLER:DRIVEN:DIA18	2	2	X/X
8	D6851053	D6851058	GEAR:Z21	1	1	X/O
5		D6852063	BUSHING:TRANSPORT:DIA4	-	4	-

Important: Install parts #7 (D6851023) and #5 **together as a set**.

Ref .No	Old part number	New part number	Description	Old Q'ty	New Q'ty	Int
9	-	D6850200	COVER:RIGHT:ASS'Y	1	1	X/O
10	D6852024	D6852023	GEAR:Z21:PULLEY:T21	1	1	X/O
11	D6852041	-	COVER:RIGHT:OPEN AND CLOSE	1	-	-
12	D6852043	D6852045	ROLLER:DRIVEN:EXIT	2	2	X/X
13	-	D6852046	BUSHING:EXIT:DIA4	-	4	-

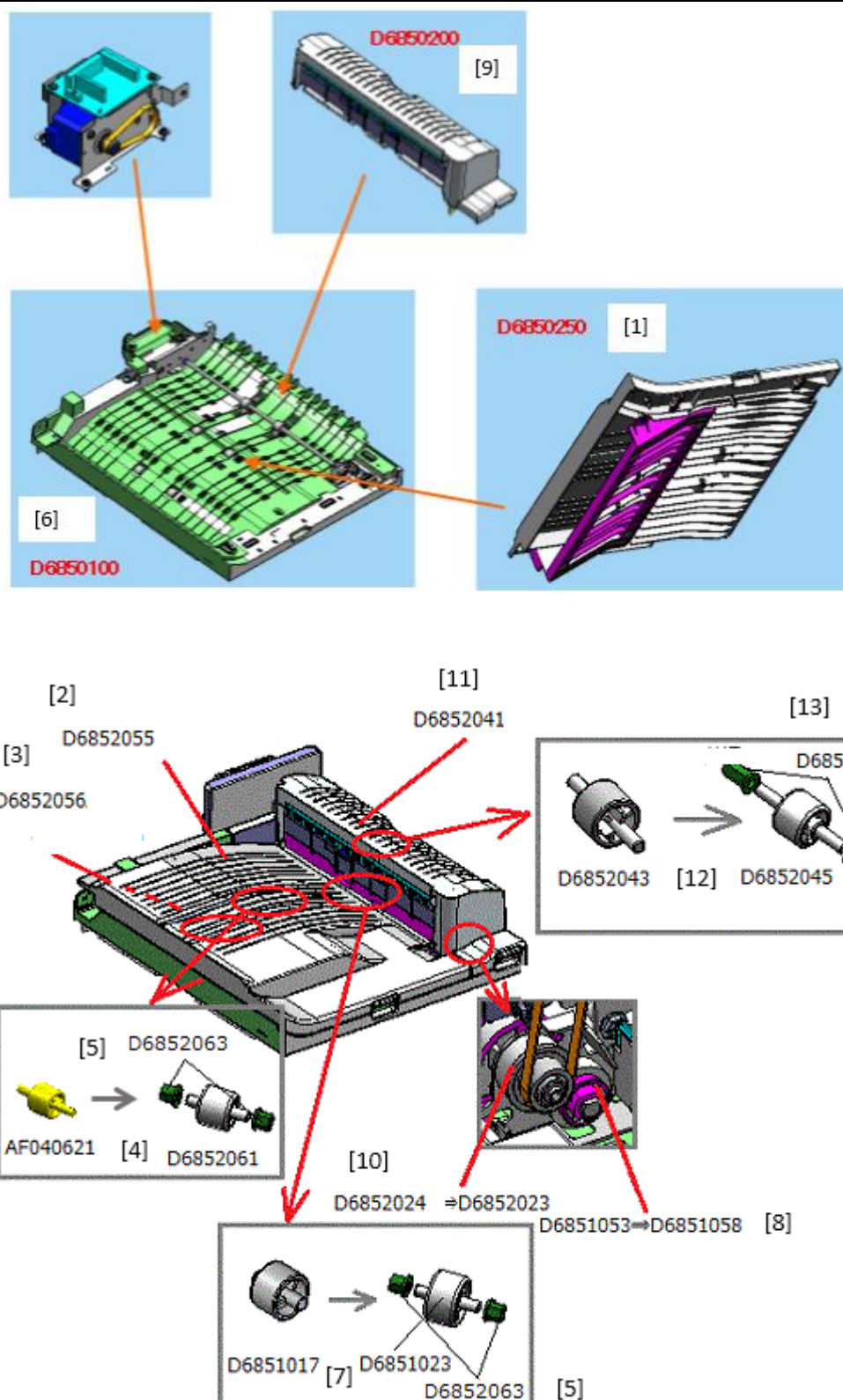
Important: Install parts #12 (D6852045) and #13 **together as a set**.

Note: Part #11 was deleted from service parts. Part #9 is the assembly which contains this part.

Model: MET-C1b

Date: 27-Nov-14

No.: RD147125



Model: MET-C1b

Date: 27-Nov-14

No.: RD147125

Side Tray Type M3

Ref .No	Old part number	New part number	Description	Old Q'ty	New Q'ty	Int
14	-	D7250100	FRAME SECTION	-	1	-
7	D6851017	D6851023	ROLLER:DRIVEN:DIA18	2	2	X/X
8	D6851053	D6851058	GEAR:Z21	1	1	X/O
5		D6852063	BUSHING:TRANSPORT:DIA4	-	4	-

Important: Install parts #7 (D6851023) and #5 **together as a set**.

Ref .No	Old part number	New part number	Description	Old Q'ty	New Q'ty	Int
15	-	D7250250	COVER:LEFT:ASS'Y	-	1	X/O
4	AF040621	D6852061	ROLLER:DRIVEN:DIA14	2	2	X/X
5	-	D6852063	BUSHING:TRANSPORT:DIA4	-	8	-
16	D7252051	-	COVER:LEFT:OPEN AND CLOSE	1	-	-
17	D7252057	D7252058	ROLLER:DRIVEN:EXIT:LEFT	2	2	X/X

Important: Install parts #4 (D6852061) and #5, #5 and #17 (D7252058) **together as a set**.

Note: Part #16 was deleted from service parts. Part #15 is the assembly which contains this part.

Ref .No	Old part number	New part number	Description	Old Q'ty	New Q'ty	Int
9	-	D6850200	COVER:RIGHT:ASS'Y	-	1	-
10	D6852024	D6852023	GEAR:Z21:PULLEY:T21	1	1	X/O
11	D6852041	-	COVER:RIGHT:OPEN AND CLOSE	1	-	-
12	D6852043	D6852045	ROLLER:DRIVEN:EXIT	2	2	X/X
13	-	D6852046	BUSHING:EXIT:DIA4	-	4	-

*Same as BU3070.

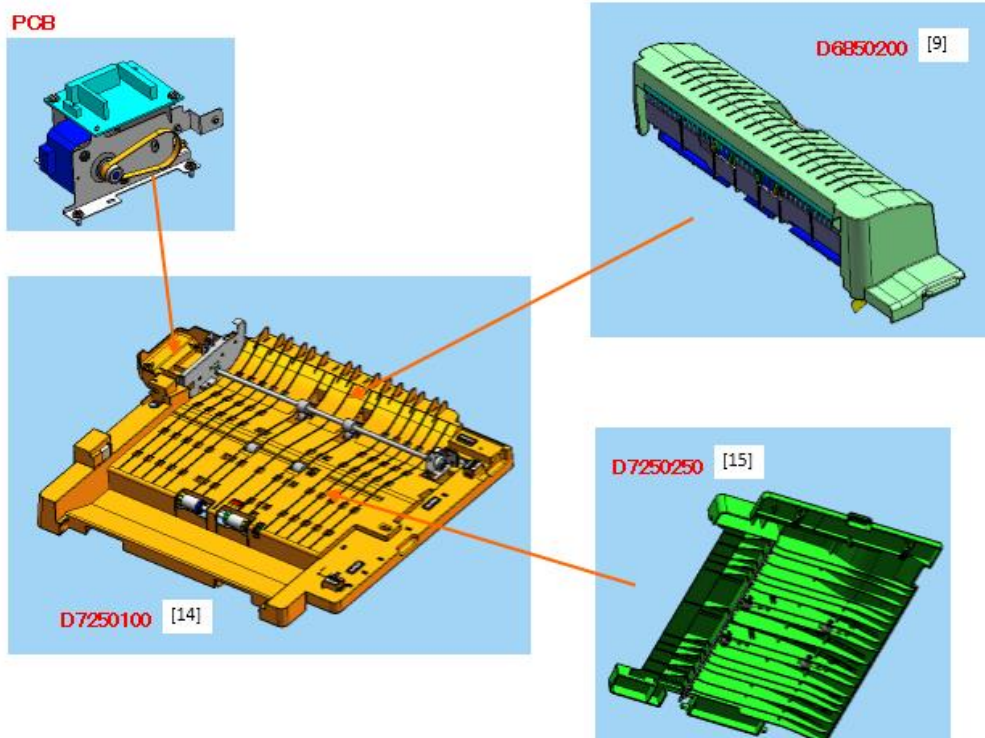
Important: Install parts #12 (D6852045) and #13 **together as a set**.

Note: Part #11 was deleted from service parts. Part #9 is the assembly which contains this part

Model: MET-C1b

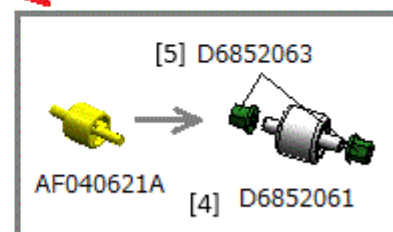
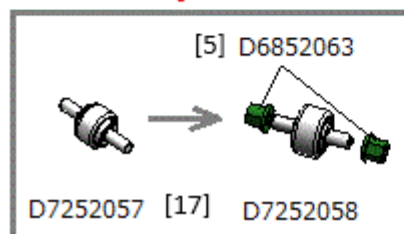
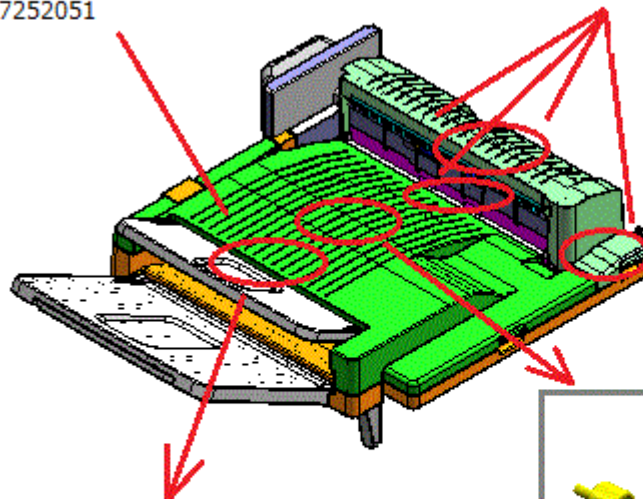
Date: 27-Nov-14

No.: RD147125



[16]
D7252051

Same as BU3070
D6850200



Model: MET-C1b

Date: 27-Nov-14

No.: RD147125

CUT-IN SERIAL NUMBERS:

Model code	Cut-in S/N
D68517	E534Q316382~
D68521	E534Q480001~
D72517	E774Q410001~
D72521	- Not being produced after design change