

# RICOH



# PJ WX4130N

## Safety Information

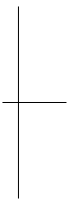
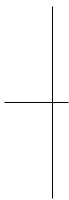
English

---

### **1** Safety Information

---

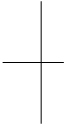
Read this manual carefully before you use this machine and keep it handy for future reference. For safe and correct use, be sure to read the Safety Information in this manual before using the machine.



# TABLE OF CONTENTS

## 1. Safety Information

Information.....	3
Introduction.....	3
Important.....	3
Caution.....	3
Safety Information.....	4
Safety During Operation.....	4
Safety Precautions to Be Followed.....	4
Safety Labels of This Machine.....	12
Laws and Regulations.....	15
Notes to USA Users of FCC Requirements.....	15
Notes to Canadian Users of IC Rules.....	16
Notes on lamp(s) inside this machine.....	17
Notes to users in the state of California (Notes to Users in USA).....	17



# 1. Safety Information

This chapter describes safety information for this machine.

## Information

1

### Introduction

This manual contains detailed instructions and notes on the operation and use of this machine. For your safety and benefit, read this manual carefully before using the machine. Keep this manual in a handy place for quick reference.

### Important

Contents of this manual are subject to change without prior notice.

In no event will the company be liable for direct, indirect, special, incidental, or consequential damages as a result of handling or operating the machine.

Some illustrations in this manual might be slightly different from the machine.

### Caution

The manufacturer shall not be responsible for any damage or expense that might result from the use of parts other than genuine parts from the manufacturer with your office products.

## Safety Information

1

When using this machine, the following safety precautions should always be followed.

### Safety During Operation

In this manual, the following important symbols are used:

#### **WARNING**

Indicates a potentially hazardous situation which, if instructions are not followed, could result in death or serious injury.

#### **CAUTION**

Indicates a potentially hazardous situation which, if instructions are not followed, may result in minor or moderate injury or damage to property.

### Safety Precautions to Be Followed

This section explains safety precautions that should always be followed when using this machine.

#### Environments where the machine can be used

This section explains safety precautions about environments where the machine can be used.

#### **WARNING**

- Do not place vases, plant pots, cups, toiletries, medicines, small metal objects, or containers holding water or any other liquids, on or close to this machine. Fire or electric shock could result from spillage or if such objects or substances fall inside this machine.

#### **WARNING**

- Keep the product and attachments out of the reach of children. If the product is near children, it might fall over and cause an injury.

#### **CAUTION**

- Keep the machine away from humidity and dust. Otherwise a fire or an electric shock might occur.

### **CAUTION**

- Do not place any objects on the machine. Doing so may cause the machine to topple over, possibly resulting in injury.

1

### **CAUTION**

- Do not place the machine on an unstable or tilted surface. If it topples over, an injury might occur.

### **CAUTION**

- Do not place the product or use it in an environment where it might get wet such as from snow, rain, or being near water. Doing so could result in fire or electric shock.

### **CAUTION**

- Do not put your face or hand near the exhaust vents. Doing so could result in burns or an accident due to hot air coming from the exhaust vents.

### **CAUTION**

- Do not use the product on soft material such as paper or cloth that might get sucked into the intake vents. Doing so may cause heat buildup inside the product, resulting in malfunction, burns, or fire.

### **CAUTION**

- Do not place the power cord and connection cable in a way that might cause someone to trip and fall. The product might fall over and cause an injury.

### **CAUTION**

- Do not place the product in a location where air flow is poor. Doing so may cause fire due to internal components becoming overheated.

### **CAUTION**

- Do not place or store the product in a location where direct sunlight or heat generation might occur. The heat may deform or wear out the exterior parts or negatively affect internal parts. Doing so could result in fire.

### **CAUTION**

- Do not place low heat resistant material near the exhaust vents. Hot air may come from the exhaust vents, resulting in damage to the product or an accident.

## CAUTION

1

- Do not expose the product to salt air or corrosive gas. Also, do not place the product in a laboratory or other location where a chemical reaction might occur. Doing so may cause the product to malfunction.

## CAUTION

- Do not obstruct the machine's vents. Doing so risks fire caused by overheated internal components.

## Handling power cords and power cord plugs

This section explains safety precautions about handling power cords and power cord plugs.

## WARNING

- Do not use any power sources other than those that match the specifications shown. Doing so could result in fire or electric shock.

## WARNING

- Do not use any frequencies other than those that match the specifications shown. Doing so could result in fire or electric shock.

## WARNING

- Do not damage, break, or modify the power cord. Also, do not place heavy objects on the power cord, or pull the cord or bend it severely. Doing so could result in fire or electric shock.

## WARNING

- The supplied power cord is for use with this machine only. Do not use it with other appliances. Doing so could result in fire or electric shock.

## WARNING

- It is dangerous to handle the power cord plug with wet hands. Doing so could result in electric shock.

## WARNING

- Do not use the connection cable if it is deformed, cracked, or damaged. Doing so could result in fire or electric shock. If the connection cable is deformed, cracked, or damaged, contact your service representative to request a replacement cable.



**⚠ WARNING**

- When using an extension cord or power strip, only connect equipment whose total power consumption is within the power rating for the extension cord or power strip. If the power rating is exceeded, it may cause heat buildup and result in fire.

1

**⚠ CAUTION**

- Push the power plug all the way into the power outlet. Do not use a power outlet with a loose connection. Doing so may result in heat buildup. Plug the power cord in the correct direction into the base. If they are not plugged in correctly, it could result in smoke, fire, or electric shock.

**⚠ CAUTION**

- If this machine is not going to be used for several days or longer at a time, disconnect its power cord from the wall outlet.

**⚠ CAUTION**

- When disconnecting the power cord from the wall outlet, always pull the plug, not the cord. Pulling the cord can damage the power cord. Use of damaged power cords could result in fire or electric shock.

**⚠ CAUTION**

- Be sure to disconnect the plug from the wall outlet and clean the prongs and the area around the prongs at least once a year. Allowing dust to build up on the plug constitutes a fire hazard.

**⚠ CAUTION**

- When performing maintenance on the machine, always disconnect the power cord from the wall outlet.

**Handling the main machine**

This section explains safety precautions about handling the main machine.

**⚠ WARNING**

- If the machine emits smoke or odours, or if it behaves unusually, you must turn off its power immediately. After turning off the power, be sure to disconnect the power cord plug from the wall outlet. Then contact your service representative and report the problem. Do not use the machine. Doing so could result in fire or electric shock.

## **WARNING**

1

- If metal objects, or water or other fluids fall inside this machine, you must turn off its power immediately. After turning off the power, be sure to disconnect the power cord plug from the wall outlet. Then contact your service representative and report the problem. Do not use the machine. Doing so could result in fire or electric shock.

## **WARNING**

- Do not touch this machine if a lightning strike occurs in the immediate vicinity. Doing so could result in electric shock.

## **WARNING**

- The following explains the warning messages on the plastic bag used in this product's packaging.
  - Keep the polythene materials (bags, etc.) supplied with this machine away from babies and small children at all times. Suffocation can result if polythene materials are brought into contact with the mouth or nose.

## **WARNING**

- If the machine topples, or if a cover or other part gets broken, you must turn off its power immediately. After turning off the power, be sure to disconnect the power cord plug from the wall outlet. Then contact your service representative and report the problem. Do not use the machine. Doing so could result in fire or electric shock.

## **CAUTION**

- The machine may be very hot after it is turned off, especially the vents and the lower part of the unit where the lamp is located. Avoid touching these areas. Doing so may result in burns.

## **CAUTION**

- Do not place the product on other equipment or vice versa. Doing so may cause heat buildup inside the product or cause the other equipment to malfunction.

## **Handling the machine's interior**

---

This section explains safety precautions about handling the machine's interior.

**⚠ WARNING**

- Do not remove any covers or screws that are not mentioned in this manual. There are high voltage components inside the product that may cause electric shock. Contact your service representative if any of the product's internal components require maintenance, adjustment, or repair.
- Do not disassemble or modify the product. Doing so may cause injury or malfunction.

1

**⚠ CAUTION**

- If the machine's interior is not cleaned regularly, dust will accumulate. Fire and breakdown can result from heavy accumulation of dust inside this machine. Contact your sales or service representative for details about and charges for cleaning the machine's interior.

**About the batteries**

Explains things that you should follow in regard to the batteries.

**⚠ WARNING**

- For safe operation, follow the warnings below regarding the batteries used in the remote control. If you use the batteries incorrectly, it may result in fire or injury due to batteries leaking or exploding.
  - Do not use batteries other than the ones specified.
  - Do not mix and use batteries that are different types or that are new and old.
  - Correctly insert batteries according to the polarity (+/-).
  - Do not charge non-rechargeable batteries.
  - Do not heat or throw the batteries into fire or water.
  - Do not connect the positive and negative terminals on a battery with a wire.
  - Remove the batteries from the remote control that are past their suggested use period or that are depleted.
  - Remove the batteries when they will not be used for extended periods.
  - Keep the batteries out of the reach of children. Children may swallow or choke on the batteries. If this happens, contact a doctor immediately.

## **WARNING**

1

- What to do if a battery has leaked
  - If leakage from a battery adheres to your skin, rinse it with water immediately, and then contact a doctor.
  - Wipe off the leakage with tissue paper while being careful not to touch it.
  - Soak the tissue paper that you used in water, and then throw it away as burnable trash.

## **About the lamp**

Explains things that you should follow in regard to the lamp.

## **WARNING**

- Do not look into the projection window or vent when the product is on. The bright light may damage your eyes. Be especially careful in an environment with children.

## **WARNING**

- Before replacing the lamp, turn off the power and wait at least one hour to allow the product to cool completely. If it is not completely cool, you may burn or injure yourself due to the inside of the product and lamp unit being hot. If you replace the lamp without unplugging the power cord from the power outlet, electric shock or explosion may occur.
- Be careful when handling the used lamp so that it does not break. If it breaks, it may cause injury.

## **CAUTION**

- The product's light uses a mercury vapor lamp that becomes high pressure when it is turned on. The lamp has the following characteristics, so be sure to handle it with care after understanding the contents.
  - Deterioration or shock can cause the lamp's life span to end or the lamp to explode. If the lamp explodes, it may make a big noise.
  - The time that it takes for the lamp to reach its life span or explode depends on each individual lamp and its operating conditions. It is possible that it might explode the first time it is used.
  - If you use the lamp past its replacement period, the possibility of explosion increases.
  - If the lamp explodes, broken glass pieces may be scattered around the inside of the product and ejected from the vent or other opening.
  - If the lamp explodes, a very small amount of mercury vapor in the lamp tube and broken glass pieces may be ejected from the vents or other opening.

**⚠ CAUTION**

- What to do if a lamp has exploded
  - If the lamp explodes, remove the power cord from the product, leave the room while making sure it is thoroughly ventilated.
  - If the lamp explodes and you think that you have gotten glass particles or mercury vapor in your eyes or have inhaled either, contact a doctor immediately.
  - Clean up the area around the product completely while being careful not to get injured from any broken glass pieces.
  - Throw away any food that was near the product.
  - Ask your service representative to replace the lamp and inspect the product.

1

**⚠ CAUTION**

- Do not block the projection light when it is on. If you do so, the part that is blocking the projection light may get quite hot and deform, deteriorate or cause a burn or fire. The reflected light may make the projection window hot and cause a product failure. To temporarily suspend projection, select the mute function. To suspend longer, turn off the product.

**⚠ CAUTION**

- Be sure to always use a dedicated replacement lamp that is new when replacing the lamp. If you use a lamp that is not dedicated, it may result in an explosion and injury.

**Handling wireless LAN**

This section explains safety precautions about handling wireless LAN.

**⚠ WARNING**

- Before using a wireless LAN, make sure there is nobody with a pacemaker nearby. This product may cause pacemakers to malfunction due to electromagnetic interference.

**⚠ WARNING**

- Before using a wireless LAN, make sure there is no medical equipment nearby. This product may cause medical equipment to malfunction due to electromagnetic interference.

**⚠ WARNING**

- Before using a wireless LAN, make sure there are no limitations or restrictions in the place you will be using it. There may be restricted use in places such as medical facilities due to electromagnetic interference.

## **⚠ WARNING**

1

- Do not use a wireless LAN if there is electromagnetic interference from other equipment. Doing so may cause an accident due to the other equipment malfunctioning from the electromagnetic interference.

## **Moving**

This section explains safety precautions about moving the machine.

## **⚠ CAUTION**

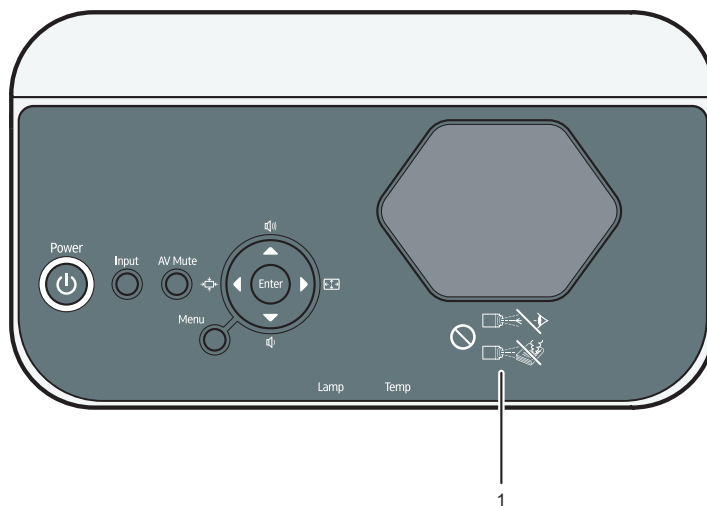
- Unplug the power cord from the wall outlet before you move the machine. While moving the machine, take care that the power cord is not damaged under the machine. Failing to take these precautions could result in fire or electric shock.

## **Safety Labels of This Machine**

### **Positions of WARNING and CAUTION labels**

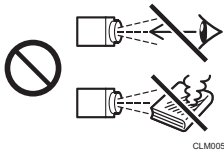
This machine has labels for ⚠WARNING and ⚠CAUTION at the positions shown below. For safety, please follow the instructions and handle the machine as indicated.

#### **Main unit**



CLM006

1



CLM005

Do not look into the projection window when the product is on. The bright light may damage your eyes.  
Do not place anything on the projection window. The object may become very hot and cause a fire or burn. To blank the image temporarily, turn on the mute function.



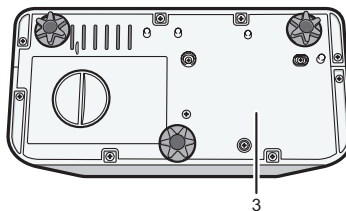
CLM001

2



CLM002

Do not touch ! Surface may be very hot.



CLM003

3



### CAUTION ATTENTION PRECAUCIÓN CUIDADO

- To replace the lamp, first unplug the power cord then wait for more than 1 hour.
- The lamp might be broken. Be careful of pieces of broken glass.
- Pour rempl. lampe, débrancher cordon d'alimentation, puis attendre + d'1 h.
- Lampe peut-être cassée. Attent<sup>o</sup> aux morceaux de verre brisé.
- Para cambiar la lámpara, desenchufe el cable y espere más de 1 hora.
- La lámpara puede romperse. Cuidado con los cristales rotos.
- P/ subst. a lâmpada, desligue o cabo de alimentação e aguarde + de 1 hora.
- A lâmpada pode estar partida. Tome cuidado com vidros partidos.

CLM007

To replace the lamp, first unplug the power cord then wait for more than 1 hour. The lamp might be broken. Be careful of pieces of broken glass.

### Power Switch Symbols

The meanings of the symbols for the switches on this machine are as follows:

- $\Psi$  : STANDBY



# Laws and Regulations

## Notes to USA Users of FCC Requirements

1

### Declaration of Conformity

This device complies with Part 15 of the FCC Rules.

Operation is subject to the following two conditions:

- (1) This device may not cause harmful interference, and
- (2) this device must accept any interference received, including interference that may cause undesired operation.

Responsible party: Ricoh Americas Corporation

Address: 5 Dedrick Place, West Caldwell, NJ 07006

Telephone number: 973-882-2000

Product Name: Data Projector

Model Number:

- PJ WX4130N

### Note:

This equipment has been tested and found to comply with the limits for a Class B digital device, pursuant to Part 15 of the FCC Rules. These limits are designed to provide reasonable protection against harmful interference in a residential installation. This equipment generates, uses and can radiate radio frequency energy and, if not installed and used in accordance with the instructions, may cause harmful interference to radio communications. However, there is no guarantee that interference will not occur in a particular installation. If this equipment does cause harmful interference to radio or television reception, which can be determined by turning the equipment off and on, the user is encouraged to try to correct the interference by one or more of the following measures:

- Reorient or relocate the receiving antenna.
- Increase the separation between the equipment and receiver.
- Connect the equipment into an outlet on a circuit different from that to which the receiver is connected.
- Consult the dealer or an experienced radio /TV technician for help.

### Caution:

Changes or modifications not expressly approved by the party responsible for compliance could void the user's authority to operate the equipment.

This transmitter must not be co-located or operated in conjunction with any other antenna or transmitter.

This equipment complies with FCC radiation exposure limits set forth for an uncontrolled environment and meets the FCC radio frequency (RF) Exposure Guidelines in Supplement C to OET65. This equipment has very low levels of RF energy that it deemed to comply without maximum permissive exposure evaluation (MPE). But it is desirable that it should be installed and operated keeping the radiator at least 20cm or more away from person's body (excluding extremities: hands, wrists, feet and ankles).

5.15-5.25GHz band is restricted to indoor operations only.

Compliance with FCC requirement 15.407(c) Data transmission is always initiated by software, which is the passed down through the MAC, through the digital and analog baseband, and finally to the RF chip. Several special packets are initiated by the MAC. These are the only ways the digital baseband portion will turn on the RF transmitter, which it then turns off at the end of the packet. Therefore, the transmitter will be on only while one of the aforementioned packets is being transmitted. In other words, this device automatically discontinue transmission in case of either absence of information to transmit or operational failure.

Frequency Tolerance: 20 ppm

---

### Notes to Canadian Users of IC Rules

---

#### Notes to users in Canada

This device complies with Industry Canada licence-exempt RSS standard(s).

Operation is subject to the following two conditions:

- (1) this device may not cause interference, and
- (2) this device must accept any interference, including interference that may cause undesired operation of the device.

#### Remarques à l'attention des utilisateurs canadiens

Le présent appareil est conforme aux CNR d'Industrie Canada applicables aux appareils radio exempts de licence.

L'exploitation est autorisée aux deux conditions suivantes :

- (1) l'appareil ne doit pas produire de brouillage, et
- (2) l'utilisateur de l'appareil doit accepter tout brouillage radioélectrique subi, même si le brouillage est susceptible d'en compromettre le fonctionnement.

This equipment complies with IC radiation exposure limits set forth for an uncontrolled environment and meets RSS-102 of the IC radio frequency (RF) Exposure rules. This equipment has very low levels of RF energy that it deemed to comply without maximum permissive exposure evaluation (MPE). But it is desirable that it should be installed and operated keeping the radiator at least 20cm or more away from person's body (excluding extremities: hands, wrists, feet and ankles).

Cet équipement est conforme aux limites d'exposition aux rayonnements énoncées pour un environnement non contrôlé et respecte les règles d'exposition aux fréquences radioélectriques (RF) CNR-102 de l'IC. Cet équipement émet une énergie RF très faible qui est considérée conforme sans évaluation de l'exposition maximale autorisée. Cependant, cet équipement doit être installé et utilisé en gardant une distance de 20 cm ou plus entre le dispositif rayonnant et le corps (à l'exception des extrémités : mains, poignets, pieds et chevilles).

5.15-5.25GHz band is restricted to indoor operations only.

La bande 5 150-5 250 MHz est restreints à une utilisation à l'intérieur.

1

### Notes on lamp(s) inside this machine

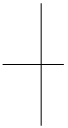
LAMP(S) INSIDE THIS PRODUCT CONTAIN MERCURY AND MUST BE RECYCLED OR DISPOSED OF ACCORDING TO LOCAL, STATE OR FEDERAL LAWS.

### Notes to users in the state of California (Notes to Users in USA)

Perchlorate Material - special handling may apply, See [www.dtsc.ca.gov/hazardouswaste/perchlorate](http://www.dtsc.ca.gov/hazardouswaste/perchlorate)

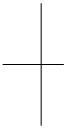


MEMO





MEMO





MEMO

