

Model: P HP4-R2		Date: 19-Aug-09	No.: RC264001
Subject: Parts Information		Prepared by: M. Kumagai	
From: 2nd Tech Support Sec. Service Support Dept.			
Classification:	<input type="checkbox"/> Troubleshooting <input checked="" type="checkbox"/> Part information <input type="checkbox"/> Action required <input type="checkbox"/> Mechanical <input type="checkbox"/> Electrical <input type="checkbox"/> Service manual revision <input type="checkbox"/> Paper path <input type="checkbox"/> Transmit/receive <input type="checkbox"/> Retrofit information <input type="checkbox"/> Product Safety <input type="checkbox"/> Other () <input type="checkbox"/> Tier 2		

Change / Reason: The following parts used on each size drum were changed for improved reliability of adhesion.

For A3 drum

Old part number	New part number	Description	Q'ty	Int	Page	Index	Note
C2492581	C2722581	DRAM METAL SCREEN:DRUM:A3:ASS'Y	1	X/O	37	20	
C2492584	C2722584	SEAL:INK:DRAM METAL SCREEN:A3:FRONT REAR	1	X/O	37	31	
C2492585	C2722585	SEAL:INK:DRAM METAL SCREEN:A3:INNER REAR	1	X/O	37	30	
C2492586	C2722586	SEAL:INK:DRAM METAL SCREEN:A3	1	X/O	37	21	

For B4 drum

Old part number	New part number	Description	Q'ty	Int	Page	Index	Note
C2502581	C2732581	DRAM METAL SCREEN:DRUM:B4:ASS'Y	1	X/O	37	20	
C2492584	C2722584	SEAL:INK:DRAM METAL SCREEN:A3:FRONT REAR	1	X/O	37	31	
C2492585	C2722585	SEAL:INK:DRAM METAL SCREEN:A3:INNER REAR	1	X/O	37	30	
C2502586	C2732586	SEAL:INK:DRAM METAL SCREEN:B4	1	X/O	37	21	

For A4 drum

Old part number	New part number	Description	Q'ty	Int	Page	Index	Note
C6202581	C6202583	DRAM METAL SCREEN:DRUM:A4:ASS'Y	1	X/O	37	20	
C2492584	C2722584	SEAL:INK:DRAM METAL SCREEN:A3:FRONT REAR	1	X/O	37	31	
C2492585	C2722585	SEAL:INK:DRAM METAL SCREEN:A3:INNER REAR	1	X/O	37	30	
C6202586	C6202588	SEAL:INK:DRAM METAL SCREEN:A4:BOTH ENDS	2	X/O	37	32	

Model: P HP4-R2		Date: 20-Aug-10	No.: RC264002
Subject: Parts information		Prepared by: M. Kumagai	
From: 1st Overseas Tech Support Sec., 1st PQM Dept.			
Classification:	<input type="checkbox"/> Troubleshooting <input type="checkbox"/> Mechanical <input type="checkbox"/> Paper path <input type="checkbox"/> Product Safety	<input checked="" type="checkbox"/> Part information <input type="checkbox"/> Electrical <input type="checkbox"/> Transmit/receive <input type="checkbox"/> Other ()	<input type="checkbox"/> Action required <input type="checkbox"/> Service manual revision <input type="checkbox"/> Retrofit information <input type="checkbox"/> Tier 2

Change: Anti-vibration weights were added to the brake shoe.

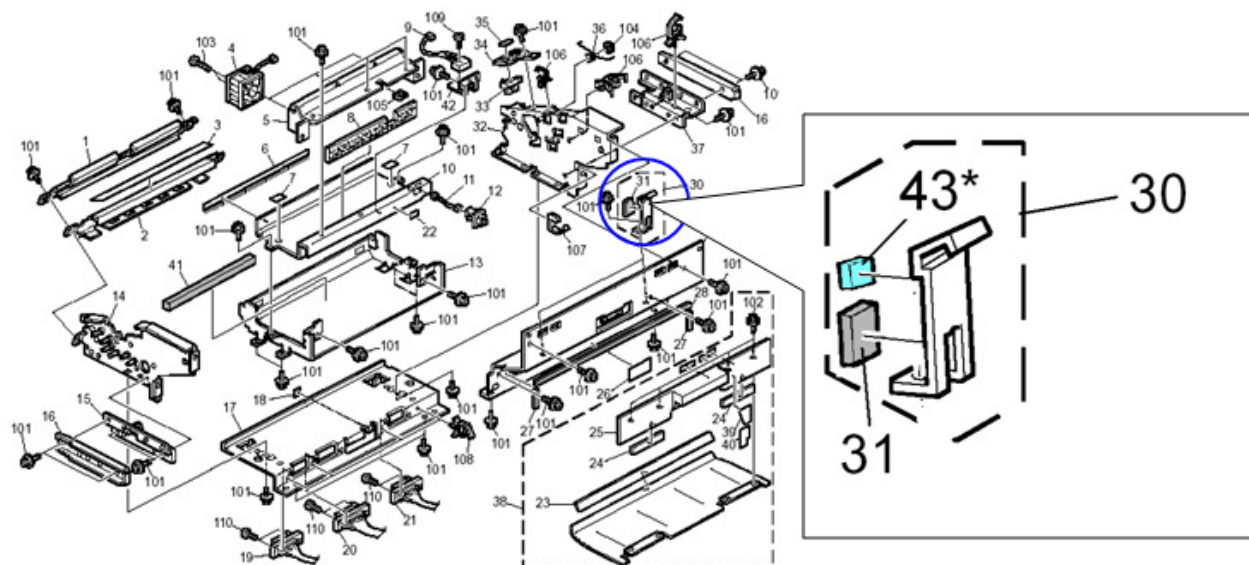
Reason: To prevent a squeaking sound from being generated in the plotter unit.

See “Important notes regarding attachment” on the next page

New part number	Description	Q'ty	Int	Page	Index	Note
C2722230	PLATE:BRACKET SHOE:PLOTTER:ASS'Y	0-2	X/O	29	43*	

*New Index


11.Plotter Unit 3 (C272/C273)



Model: P HP4-R2

Date: 20-Aug-10

No.: RC264002



A: Master flange

B: Anti-vibration weight (**C2722230 / Index 43**)

C: Brake shoe

Important notes regarding attachment

- Before you attach B to C, remove the grease on the surface of C.
- Attach B to C with the following clearances:
 - Lengthwise: 0–1.5mm of the bend in C
 - Side to side: Line up the side edges of both B and C




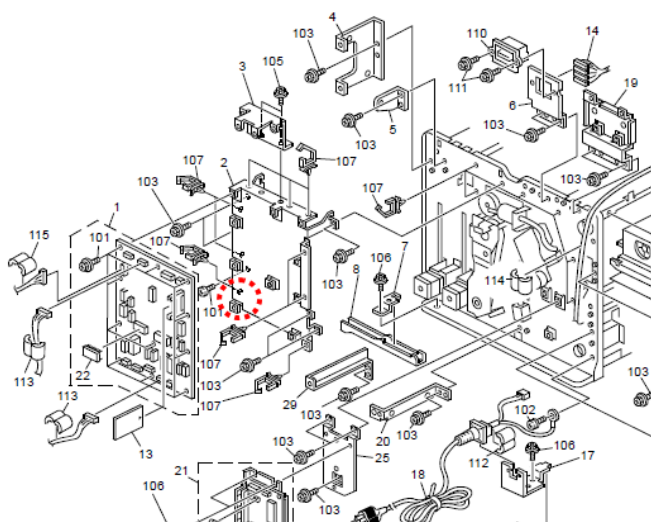
Model: P HP4-R2		Date: 24-Dec-10	No.: RC264003
Subject: Parts information		Prepared by: M. Kumagai	
From: 1st Overseas Tech Support Sec., 1st PQM Dept.			
Classification:	<input type="checkbox"/> Troubleshooting <input type="checkbox"/> Mechanical <input type="checkbox"/> Paper path <input type="checkbox"/> Product Safety	<input checked="" type="checkbox"/> Part information <input type="checkbox"/> Electrical <input type="checkbox"/> Transmit/receive <input type="checkbox"/> Other ()	<input type="checkbox"/> Action required <input type="checkbox"/> Service manual revision <input type="checkbox"/> Retrofit information <input type="checkbox"/> Tier 2

Change / Reason: A Guide Mylar was added to the back side of the MPU board bracket to prevent damage to the harness tube [A].

New part number	Description	Q'ty	Int	Page	Index	Note
C2725604	GUIDE:HARNESS	0-1		55	35*	

*New Index

24.Electrical Section 1 (C264)



Model: P HP4-R2.5	Date: 11-Jan-12	No.: RC272010
-------------------	-----------------	---------------

Subject: Air pump hose		Prepared by: K. Yamamoto	
From: 1st Tech Service Sect., MFP/P Tech Service Dept.			
Classification:	<input type="checkbox"/> Troubleshooting <input type="checkbox"/> Mechanical <input type="checkbox"/> Paper path <input type="checkbox"/> Other ()	<input checked="" type="checkbox"/> Part information <input type="checkbox"/> Electrical <input type="checkbox"/> Transmit/receive	<input type="checkbox"/> Action required <input type="checkbox"/> Service manual revision <input type="checkbox"/> Retrofit information

HP4-R2

Old part number	New part number	Description	Q'ty	Int	Page	Index
C2494364	C2693135	SPRING:HOSE:PUMP:EXIT	1	X/O as a set	51	27
C2094711	C2442530	HOSE BAND	2		51	8
C2444369	C2724369	HOSE: PUMP: EXIT:	1		51	9

HP4-R2.5

Old part number	New part number	Description	Q'ty	Int	Page	Index
C2494364	C2693135	SPRING:HOSE:PUMP:EXIT	1	X/O as a set	53	27
C2094711	C2442530	HOSE BAND	2		53	8
C2444369	C2724369	HOSE: PUMP: EXIT:	1		53	9

Change: The shape of the hose was changed.

Reason: Vendor change

Model: P HP4-R2.5	Date: 26-Sep-12	No.: RC272011
-------------------	-----------------	---------------

Subject: Paper feed table		Prepared by: K. Yamamoto	
From: 1st Tech Service Sect., MFP/P Tech Service Dept.			
Classification:	<input type="checkbox"/> Troubleshooting <input type="checkbox"/> Mechanical <input type="checkbox"/> Paper path <input type="checkbox"/> Other ()	<input checked="" type="checkbox"/> Part information <input type="checkbox"/> Electrical <input type="checkbox"/> Transmit/receive	<input type="checkbox"/> Action required <input type="checkbox"/> Service manual revision <input type="checkbox"/> Retrofit information

HP4-R2

Old part number	New part number	Description	Q'ty	Int	Page	Index
C2382955	C2792955	BASE:PAPER FEED TRAY	1	X/O	19	37
C2382960	C2722965	ARM:FRONT:PAPER FEED TRAY	1	X/O as a set	19	36
C2382961	C2722966	ARM:REAR:PAPER FEED TRAY: PEEN	1		19	35

HP4-R2.5

Old part number	New part number	Description	Q'ty	Int	Page	Index
C2382955	C2792955	BASE:PAPER FEED TRAY	1	X/O	19	37
C2722960	C2722965	ARM:FRONT:PAPER FEED TRAY	1	X/O as a set	19	36
C2722961	C2722966	ARM:REAR:PAPER FEED TRAY: PEEN	1		19	35

Change: The shapes of the brackets were changed.

Reason: Parts standardization with the PD-D1.