

**Reissued:26-Oct-06**

Model: Model A-P4	Date: 1-Jun-06	No.: RG147001b
-------------------	----------------	----------------

**RTB Reissue**

The items in bold italics have been added.

Subject: Firmware release note for A-P4 (BICU)		Prepared by: K.Takagi	
From: 1st Tech. Support Sec. Service Support Dept.			
Classification:	<input type="checkbox"/> Troubleshooting <input type="checkbox"/> Mechanical <input type="checkbox"/> Paper path <input type="checkbox"/> Product Safety	<input type="checkbox"/> Part information <input type="checkbox"/> Electrical <input type="checkbox"/> Transmit/receive <input checked="" type="checkbox"/> Other (      )	<input type="checkbox"/> Action required <input type="checkbox"/> Service manual revision <input type="checkbox"/> Retrofit information

Version	Program No.	Effective Date
<b><i>1.02:02</i></b>	<b><i>G1475160C</i></b>	<b><i>October 2006 production</i></b>
1.01:02	G1475160B	July 2006 Production
1.00:02	G1475160A	1st mass production

Version	Symptom Corrected
<b><i>1.02:02</i></b>	<b><i>Symptom corrected:</i></b> <b><i>SC545 occurs when the temperature is low (15C or less) and the AC input voltage is low (95% of specification or less).</i></b>
1.01:02	Other changes: A new SP mode was added: Sp2940 (ON/OFF, default: ON). Note: This SP mode decreases the toner concentration in order to prevent high toner concentration offset. This type of offset can happen at machine installation or when a new Maintenance Kit is installed, but only on the first few pages printed.
1.00:02	1st mass production

**Reissued: 19-Oct-06**

Model: Model A-P4	Date: 1-Jun-06	No.: RG147002d
-------------------	----------------	----------------

**RTB Reissue**

The items in bold italics have been added.

Subject: Firmware release note for A-P4 (System)		Prepared by: K. Takagi	
From: 1st Tech. Support Sec. Service Support Dept.			
Classification:	<input type="checkbox"/> Troubleshooting	<input type="checkbox"/> Part information	<input type="checkbox"/> Action required
	<input type="checkbox"/> Mechanical	<input type="checkbox"/> Electrical	<input type="checkbox"/> Service manual revision
	<input type="checkbox"/> Paper path	<input type="checkbox"/> Transmit/receive	<input type="checkbox"/> Retrofit information
	<input type="checkbox"/> Product Safety	<input checked="" type="checkbox"/> Other (      )	

Version	Program No.	Effective Date
<b><i>1.03</i></b>	<b><i>G1475930C</i></b>	<b><i>October 2006 production</i></b>
1.02	G1475930B	September 2006 production
1.01	G1475930A	July 2006 production
1.00	G1475930	1st mass production

Version	Symptom Corrected
<b><i>1.03</i></b>	<b><i>Minor changes applied to improve reliability.</i></b>
<b><i>1.02</i></b>	<b><i>SC990 occurs when the SMC report is printed out.</i></b>
1.01	1. The SDK application might not be installed using WIM. 2. Wording error (Portuguese). 3. A printer job with a large number of pages may be suddenly cancelled before all pages have been printed. This only affects devices without an HDD.
1.00	1st mass production

Reissued:23-Jun-06

Model: Model A-P4	Date: 1-Jun-06	No.: RG147003a
-------------------	----------------	----------------

## RTB Reissue

The items in bold italics have been added.

Subject: Firmware release note for A-P4 (NCS)		Prepared by: K.Takagi	
From: 1st Tech. Support Sec. Service Support Dept.			
Classification:	<input type="checkbox"/> Troubleshooting <input type="checkbox"/> Mechanical <input type="checkbox"/> Paper path <input type="checkbox"/> Product Safety	<input type="checkbox"/> Part information <input type="checkbox"/> Electrical <input type="checkbox"/> Transmit/receive <input checked="" type="checkbox"/> Other (     )	<input type="checkbox"/> Action required <input type="checkbox"/> Service manual revision <input type="checkbox"/> Retrofit information

Version	Program No.	Effective Date
<b>6.03</b>	<b>G1475932A</b>	<b>July 2006 production</b>
6.02	G1475932	1st mass production

Version	Symptom Corrected
<b>6.03</b>	<p><b><i>Fixed: The device cannot connect in environments with multiple NetWare servers in the same NDS tree. (GFPR#RC05120001/RC06020010/RE06030007/RE06030001)</i></b></p> <p><b><i>Fixed: The SSID is shown as blank in the Configuration Page, even if the SSID has been configured. This will only happen if the SSID is exactly 32 characters in length.</i></b></p> <p><b><i>Fixed: Turning the power off/on causes all jobs that sent via sftp to be deleted from the sftp spool and the error message "[brmspl YY/MM/DD hh:mm:ss Nothing target APL. ERR:" will be written in the system log.</i></b></p> <p><b><i>Conditions of occurrence:</i></b></p> <p><b><i>[MFP]</i></b></p> <p><b><i>- "Spool Printing" is enabled. WIM-&gt;Configuration-&gt;System Default: disabled</i></b></p> <p><b><i>- "Job Spooling (Protocol)" for sftp is enabled. SP5-828-069 BitSwitch#6 Default: enabled</i></b></p> <p><b><i>- "Job Spooling Clear: Start Time" is enabled. SP5-828-066 Default: enabled</i></b></p>
6.02	1st mass production

Model: Model A-P4		Date: 1-Jun-06	No.: RG147004
Subject: Firmware release note for A-P4 (Websys)		Prepared by: K.Takagi	
From: 1st Tech. Support Sec. Service Support Dept.			
Classification:	<input type="checkbox"/> Troubleshooting <input type="checkbox"/> Mechanical <input type="checkbox"/> Paper path <input type="checkbox"/> Product Safety	<input type="checkbox"/> Part information <input type="checkbox"/> Electrical <input type="checkbox"/> Transmit/receive <input checked="" type="checkbox"/> Other (     )	<input type="checkbox"/> Action required <input type="checkbox"/> Service manual revision <input type="checkbox"/> Retrofit information

Version	Program No.	Effective Date
<b>1.01</b>	<b>G1475933</b>	<b>1st mass production</b>

Version	Symptom Corrected
<b>1.01</b>	<b>1st mass production</b>

**Reissued: 10-Jan-07**

Model: Model A-P4	Date: 1-Jun-06	No.: RG147005b
-------------------	----------------	----------------

**RTB Reissue**

The items in bold italics have been added.

Subject: Firmware release note for A-P4 (Netfile)		Prepared by: K.Takagi	
From: 1st Tech. Support Sec. Service Support Dept.			
Classification:	<input type="checkbox"/> Troubleshooting <input type="checkbox"/> Mechanical <input type="checkbox"/> Paper path <input type="checkbox"/> Product Safety	<input type="checkbox"/> Part information <input type="checkbox"/> Electrical <input type="checkbox"/> Transmit/receive <input checked="" type="checkbox"/> Other (     )	<input type="checkbox"/> Action required <input type="checkbox"/> Service manual revision <input type="checkbox"/> Retrofit information

Version	Program No.	Effective Date
<b><i>2.04.1</i></b>	<b><i>G1475934B</i></b>	<b><i>January 2007 production</i></b>
2.04	G1475934A	November 2006 production
1.04	G1475934	1st mass production

Version	Symptom Corrected
<b><i>2.04.1</i></b>	<p><b><i>Accessing the document server in WIM via a single sign-on server might result in "404 Not Found". This only happens if the url used to access WIM contains a "Host Name" and "Domain Name" (The "domain name" setting in the MFP is not blank.). It does not happen if the url contains an IP address.</i></b></p> <p><b><i>Note: To fix this issue, all of the following firmware must be applied:</i></b></p> <ul style="list-style-type: none"> <li>- <b><i>System firmware ver 1.05 or later</i></b></li> <li>- <b><i>Websys firmware ver 1.03 or later</i></b></li> <li>- <b><i>NFA firmware ver 2.04.1 or later</i></b></li> <li>- <b><i>Printer firmware ver 1.05 or later</i></b></li> </ul>
2.04	Minor bug correction.
1.04	1st mass production

**Reissued: 05-Oct-06**

Model: Model A-P4	Date: 1-Jun-06	No.: RG147006c
-------------------	----------------	----------------

**RTB Reissue**

The items in bold italics have been added.

Subject: Firmware release note for A-P4 (Printer)		Prepared by: K.Takagi	
From: 1st Tech. Support Sec. Service Support Dept.			
Classification:	<input type="checkbox"/> Troubleshooting <input type="checkbox"/> Mechanical <input type="checkbox"/> Paper path <input type="checkbox"/> Product Safety	<input type="checkbox"/> Part information <input type="checkbox"/> Electrical <input type="checkbox"/> Transmit/receive <input checked="" type="checkbox"/> Other (      )	<input type="checkbox"/> Action required <input type="checkbox"/> Service manual revision <input type="checkbox"/> Retrofit information

Version	Program No.	Effective Date
<b><i>1.03</i></b>	<b><i>G1475936C</i></b>	<b><i>October 2006 production</i></b>
1.02	G1475936B	September 2006 production
1.01	G1475936A	July 2006 production
1.00	G1475936	1st mass production

Version	Symptom Corrected
<b><i>1.03</i></b>	<b><i>Fixed: When printing stored files (Normal/Sample/Stored/Hold Print) (requires HD), the "Set Qty/Press #" confirmation message is displayed twice.</i></b>
1.02	Fixed: Instead of incrementing the generic user "other", the counter of a random user might be incremented using List / Test Print. This only happens if User Authentication is disabled.
1.01	Wording errors (Swedish, French)
1.00	1st mass production

Model: Model A-P4		Date: 1-Jun-06	No.: RG147007
Subject: Firmware release note for A-P4 (Font)		Prepared by: K.Takagi	
From: 1st Tech. Support Sec. Service Support Dept.			
Classification:	<input type="checkbox"/> Troubleshooting <input type="checkbox"/> Mechanical <input type="checkbox"/> Paper path <input type="checkbox"/> Product Safety	<input type="checkbox"/> Part information <input type="checkbox"/> Electrical <input type="checkbox"/> Transmit/receive <input checked="" type="checkbox"/> Other (     )	<input type="checkbox"/> Action required <input type="checkbox"/> Service manual revision <input type="checkbox"/> Retrofit information

Version	Program No.	Effective Date
<b>1.01</b>	<b>G1475937</b>	<b>1st mass production</b>

Version	Symptom Corrected
<b>1.01</b>	<b>1st mass production</b>

**Reissued:05-Sep-06**

Model: Model A-P4	Date: 1-Jun-06	No.: RG147004a
-------------------	----------------	----------------

**RTB Reissue**

The items in bold italics have been added.

Subject: Firmware release note for A-P4 (Websys)		Prepared by: K.Takagi	
From: 1st Tech. Support Sec. Service Support Dept.			
Classification:	<input type="checkbox"/> Troubleshooting	<input type="checkbox"/> Part information	<input type="checkbox"/> Action required
	<input type="checkbox"/> Mechanical	<input type="checkbox"/> Electrical	<input type="checkbox"/> Service manual revision
	<input type="checkbox"/> Paper path	<input type="checkbox"/> Transmit/receive	<input type="checkbox"/> Retrofit information
	<input type="checkbox"/> Product Safety	<input checked="" type="checkbox"/> Other (      )	

Version	Program No.	Effective Date
<b><i>1.02</i></b>	<b><i>G1475933A</i></b>	<b><i>September 2006 production</i></b>
1.01	G1475933	1st mass production



Reissued:05-Sep-06

Model: Model A-P4	Date: 1-Jun-06	No.: RG147004a
-------------------	----------------	----------------

Version	Symptom Corrected
1.02	<p><b>(ENG) WIM monitor contains wording errors.</b></p> <p><b>1. "Term of Validity" in German (Configuration &gt; Security &gt; Site Certificate).</b>  <b>(Wrong) Laufzeit</b>  <b>(Correct) Laufzeit der Gültigkeit</b>  <b>Note: The above text contains special language-specific characters.</b></p> <p><b>2. Hold Print in German (Type column in Print Job List)</b>  <b>(Wrong) Druck anhalt</b>  <b>(Correct) Angehaltener Druck</b></p> <p><b>3. "Are you sure you want to uninstall it?" in Portuguese (Extended Feature Info. - This is shown as a confirmation before an SDK is uninstalled.)</b>  <b>(Wrong) Tem a certeza de que não pretende desinstalar?</b>  <b>(Correct) Tem a certeza de que pretende desinstalar?</b>  <b>Note: The above text contains special language-specific characters.</b></p> <p><b>4. "Copy Extended Features" in Portuguese (Configuration &gt; Extended Feature Settings).</b>  <b>(Wrong) Funções avançadas de cópia</b>  <b>(Correct) Copiar funções avançadas</b>  <b>Note: The above text contains special language-specific characters.</b></p> <p><b>5. "Change SMTP Auth. Password" in Hungarian (Configuration &gt; E-mail).</b>  <b>(Wrong) SMTP jelszó módosítása</b>  <b>(Correct) SMTP hitelesítési jelszó módosítása</b>  <b>Note: The above text contains special language-specific characters.</b></p> <p><b>6. "Copy Extended Features" in Finnish (Configuration &gt; Extended Feature Settings).</b>  <b>(Wrong) Kopioinnin lisäominaisuudet</b>  <b>(Correct) Kopioi lisäominaisuudet</b>  <b>Note: The above text contains special language-specific characters.</b></p> <p><b>7. Key Display in Swedish (AddressBook &gt; Add User)</b>  <b>(Wrong) Tangentskärm</b>  <b>(Correct) Tangentnamn</b>  <b>Note: The above text contains special language-specific characters.</b></p>
1.01	1st mass production

**Reissued:18-Oct-06**

Model: Model A-P4	Date: 1-Jun-06	No.: RG147003b
-------------------	----------------	----------------

**RTB Reissue**

The items in hold italics have been added.

Subject: Firmware release note for A-P4 (NCS)		Prepared by: K.Takagi	
From: 1st Tech. Support Sec. Service Support Dept.			
Classification:	<input type="checkbox"/> Troubleshooting <input type="checkbox"/> Mechanical <input type="checkbox"/> Paper path <input type="checkbox"/> Product Safety	<input type="checkbox"/> Part information <input type="checkbox"/> Electrical <input type="checkbox"/> Transmit/receive <input checked="" type="checkbox"/> Other (      )	<input type="checkbox"/> Action required <input type="checkbox"/> Service manual revision <input type="checkbox"/> Retrofit information

Version	Program No.	Effective Date
<b>6.05</b>	<b><i>G1475932B</i></b>	<b><i>September 2006 production</i></b>
6.03	G1475932A	July 2006 production
6.02	G1475932	1st mass production

Version	Symptom Corrected
<b>6.05</b>	<p><b>1. <i>The device might not be able to retrieve an IP address from a DHCP server under specific conditions (GFPR#RC06060003).</i></b></p> <p><b>2. <i>Some mmesg logs or portions of mmesg logs cannot be acquired using RlogTool v2.X. (TechMail#TS060625)</i></b></p>
6.03	<p>Fixed: The device can not connect in environments with multiple NetWare servers in the same NDS tree. (GFPR#RC05120001/RC06020010/RE06030007/RE06030001)</p> <p>Fixed: The SSID is shown as blank in the Configuration Page, even if the SSID has been configured. This will only happen if the SSID is exactly 32 characters in length.</p> <p>Fixed: Recycling the power causes all jobs that sent via sftp to be deleted from the sftp spool and the error message "[brmspl YY/MM/DD hh:mm:ss Nothing target APL. ERR:" will be written in the system log.</p> <p>Conditions of occurrence: [MFP] - "Spool Printing" is enabled. WIM-&gt;Configuration-&gt;System Default: disabled - "Job Spooling (Protocol)" for sftp is enabled. SP5-828-069 BitSwitch#6 Default: enabled - "Job Spooling Clear: Start Time" is enabled. SP5-828-066 Default: enabled</p>
6.02	1st mass production

**Reissued: 10-Jan-07**

Model: Model A-P4	Date: 1-Jun-06	No.: RG147002e
-------------------	----------------	----------------

**RTB Reissue**

The items in bold italics have been added.

Subject: Firmware release note for A-P4 (System)		Prepared by: K. Takagi	
From: 1st Tech. Support Sec. Service Support Dept.			
Classification:	<input type="checkbox"/> Troubleshooting	<input type="checkbox"/> Part information	<input type="checkbox"/> Action required
	<input type="checkbox"/> Mechanical	<input type="checkbox"/> Electrical	<input type="checkbox"/> Service manual revision
	<input type="checkbox"/> Paper path	<input type="checkbox"/> Transmit/receive	<input type="checkbox"/> Retrofit information
	<input type="checkbox"/> Product Safety	<input checked="" type="checkbox"/> Other (      )	

Version	Program No.	Effective Date
<b>1.05</b>	<b>G1475930D</b>	<b>January 2007 production</b>
1.03	G1475930C	October 2006 production
1.02	G1475930B	September 2006 production
1.01	G1475930A	July 2006 production
1.00	G1475930	1st mass production

Version	Symptom Corrected
<b>1.05</b>	<ol style="list-style-type: none"> <li><b><i>The job log will become corrupted and can no longer be uploaded to WebSmartDeviceMonitor ver 2.0 if the MFP power is cycled while a job is being processed.</i></b></li> <li><b><i>Accessing the document server in WIM via an single sign-on server might result in "404 Not Found". This only happens if the url used to access WIM contains a "Host Name" and "Domain Name". (The "domain name" setting in the MFP is not blank.) It does not happen if the url contains an IP address.</i></b>  <b><i>Note: To fix this issue(#2), all of the following firmware must be applied:</i></b> <ul style="list-style-type: none"> <li><b><i>System firmware ver 1.05 or later</i></b></li> <li><b><i>Websys firmware ver 1.03 or later</i></b></li> <li><b><i>NFA firmware ver 2.04.1 or later</i></b></li> <li><b><i>Printer firmware ver 1.05 or later</i></b></li> </ul> </li> <li><b><i>The machine displays "Proxy error. If it reoccurs ....." after the main power is turned ON.</i></b></li> </ol>
1.03	Minor changes applied to improve reliability.
1.02	SC990 occurs when the SMC report is printed out.

**Reissued: 10-Jan-07**

Model: Model A-P4	Date: 1-Jun-06	No.: RG147002e
-------------------	----------------	----------------

Version	Symptom Corrected
1.01	<ol style="list-style-type: none"><li>1. The SDK application might not be installed using WIM.</li><li>2. Wording error(Portuguese).</li><li>3. A printer job with a large number of pages may be suddenly cancelled before all pages have been printed.This only affects devices without an HDD.</li></ol>
1.00	1st mass production

**Reissued: 10-Jan-07**

Model: Model A-P4	Date: 1-Jun-06	No.: RG147003c
-------------------	----------------	----------------

**RTB Reissue**

The items in hold italics have been added.

Subject: Firmware release note for A-P4 (NCS)		Prepared by: K.Takagi	
From: 1st Tech. Support Sec. Service Support Dept.			
Classification:	<input type="checkbox"/> Troubleshooting <input type="checkbox"/> Mechanical <input type="checkbox"/> Paper path <input type="checkbox"/> Product Safety	<input type="checkbox"/> Part information <input type="checkbox"/> Electrical <input type="checkbox"/> Transmit/receive <input checked="" type="checkbox"/> Other (     )	<input type="checkbox"/> Action required <input type="checkbox"/> Service manual revision <input type="checkbox"/> Retrofit information

Version	Program No.	Effective Date
<b><i>6.05.1</i></b>	<b><i>G1475932C</i></b>	<b><i>January 2007 production</i></b>
6.05	G1475932B	September 2006 production
6.03	G1475932A	July 2006 production
6.02	G1475932	1st mass production

Version	Symptom Corrected
<b><i>6.05.1</i></b>	<b><i>1. SMB printing is sporadically unavailable.</i></b> <b><i>2. The device might be unable to obtain an IP address from a DHCP Server through a DHCP Relay Agent (FPR#RE06110003/RE06110011/RC06120002).</i></b>
6.05	1. The device might not be able to retrieve an IP address from a DHCP server under specific conditions (GFPR#RC06060003). 2. Some mmesg logs or portions of mmesg logs cannot be acquired using RlogTool v2.X. (TechMail#TS060625)
6.03	1. The device can not connect in environments with multiple NetWare servers in the same NDS tree. (GFPR#RC05120001/RC06020010/RE06030007/RE06030001) 2. The SSID is shown as blank in the Configuration Page, even if the SSID has been configured. This will only happen if the SSID is exactly 32 characters in length. 3. Recycling the power causes all jobs that sent via sftp to be deleted from the sftp spool and the error message "[brmspl YY/MM/DD hh:mm:ss Nothing target APL. ERR:" will be written in the system log. Conditions of occurrence: [MFP] - "Spool Printing" is enabled. WIM->Configuration->System Default: disabled - "Job Spooling (Protocol)" for sftp is enabled. SP5-828-069 BitSwitch#6 Default: enabled - "Job Spooling Clear: Start Time" is enabled. SP5-828-066 Default: enabled

**Reissued: 10-Jan-07**

Model: Model A-P4	Date: 1-Jun-06	No.: RG147003c
-------------------	----------------	----------------

Version	Symptom Corrected
6.02	1st mass production

**Reissued: 10-Jan-07**

Model: Model A-P4	Date: 1-Jun-06	No.: RG147004b
-------------------	----------------	----------------

**RTB Reissue**

The items in bold italics have been added.

Subject: Firmware release note for A-P4 (Websys)		Prepared by: K.Takagi	
From: 1st Tech. Support Sec. Service Support Dept.			
Classification:	<input type="checkbox"/> Troubleshooting <input type="checkbox"/> Mechanical <input type="checkbox"/> Paper path <input type="checkbox"/> Product Safety	<input type="checkbox"/> Part information <input type="checkbox"/> Electrical <input type="checkbox"/> Transmit/receive <input checked="" type="checkbox"/> Other (     )	<input type="checkbox"/> Action required <input type="checkbox"/> Service manual revision <input type="checkbox"/> Retrofit information

Version	Program No.	Effective Date
<b><i>1.03</i></b>	<b><i>G1475933B</i></b>	<b><i>January 2007 production</i></b>
1.02	G1475933A	September 2006 production
1.01	G1475933	1st mass production

Version	Symptom Corrected
<b><i>1.03</i></b>	<ol style="list-style-type: none"> <li><b><i>1. The device might stop replying to On-Demand Email Notification requests until the power is cycled if the device receives 10 or more requests at a time.</i></b></li> <li><b><i>2. The WebImageMonitor service is stopped if a restoration of the address book is cancelled before completion. If a user tries to access WebImageMonitor, a 404 error will be returned.</i></b></li> <li><b><i>3. Accessing the document server in WIM via an single sign-on server might result in "404 Not Found". This only happens if the url used to access WIM contains a "Host Name" and "Domain Name". (The "domain name" setting in the MFP is not blank.) It does not happen if the url contains an IP address.</i></b></li> </ol> <p><b><i>Note: To fix this issue (#3), all of the following firmware must be applied:</i></b></p> <ul style="list-style-type: none"> <li><b><i>- System firmware ver 1.05 or later</i></b></li> <li><b><i>- Websys firmware ver 1.03 or later</i></b></li> <li><b><i>- NFA firmware ver 2.04.1 or later</i></b></li> <li><b><i>- Printer firmware ver 1.05 or later</i></b></li> </ul>

**Reissued: 10-Jan-07**

Model: Model A-P4		Date: 1-Jun-06	No.: RG147004b
Version	Symptom Corrected		
1.02	<p>WIM monitor contains wording errors.</p> <p>1. "Term of Validity" in German (Configuration &gt; Security &gt; Site Certificate).  (Wrong) Laufzeit  (Correct) Laufzeit der Gültigkeit  Note: The above text contains special language-specific characters.</p> <p>2. Hold Print in German (Type column in Print Job List)  (Wrong) Druck anhalt  (Correct) Angehaltener Druck</p> <p>3. "Are you sure you want to uninstall it?" in Portuguese (Extended Feature Info. - This is shown as a confirmation before an SDK is uninstalled.)  (Wrong) Tem a certeza de que não pretende desinstalar?  (Correct) Tem a certeza de que pretende desinstalar?  Note: The above text contains special language-specific characters.</p> <p>4. "Copy Extended Features" in Portuguese (Configuration &gt; Extended Feature Settings).  (Wrong) Funções avançadas de cópia  (Correct) Copiar funções avançadas  Note: The above text contains special language-specific characters.</p> <p>5. "Change SMTP Auth. Password" in Hungarian (Configuration &gt; E-mail).  (Wrong) SMTP jelszó módosítása  (Correct) SMTP hitelesítési jelszó módosítása  Note: The above text contains special language-specific characters.</p> <p>6. "Copy Extended Features" in Finnish (Configuration &gt; Extended Feature Settings).  (Wrong) Kopioinnin lisäominaisuudet  (Correct) Kopioi lisäominaisuudet  Note: The above text contains special language-specific characters.</p> <p>7. Key Display in Swedish (AddressBook &gt; Add User)  (Wrong) Tangentskärm  (Correct) Tangentnamn  Note: The above text contains special language-specific characters.</p>		
1.01	1st mass production		



**Reissued: 10-Jan-07**

Model: Model A-P4	Date: 1-Jun-06	No.: RG147006d
-------------------	----------------	----------------

**RTB Reissue**

The items in bold italics have been added.

Subject: Firmware release note for A-P4 (Printer)		Prepared by: K.Takagi	
From: 1st Tech. Support Sec. Service Support Dept.			
Classification:	<input type="checkbox"/> Troubleshooting <input type="checkbox"/> Mechanical <input type="checkbox"/> Paper path <input type="checkbox"/> Product Safety	<input type="checkbox"/> Part information <input type="checkbox"/> Electrical <input type="checkbox"/> Transmit/receive <input checked="" type="checkbox"/> Other (     )	<input type="checkbox"/> Action required <input type="checkbox"/> Service manual revision <input type="checkbox"/> Retrofit information

Version	Program No.	Effective Date
<b>1.05</b>	<b>G1475936D</b>	<b>January 2007 production</b>
1.03	G1475936C	October 2006 production
1.02	G1475936B	September 2006 production
1.01	G1475936A	July 2006 production
1.00	G1475936	1st mass production

Version	Symptom Corrected
<b>1.05</b>	<p><b><i>Other changes:</i></b></p> <ol style="list-style-type: none"> <li><b><i>The device supports Unicode v3.0 fonts. Unicode v3.0 fonts for Japanese/Korean/Traditional Chinese/Simplified Chinese are only available with the Unicode Font Package for SAP.</i></b></li> </ol> <p><b><i>Symptom corrected:</i></b></p> <ol style="list-style-type: none"> <li><b><i>All pages of PS jobs containing a mix of simplex and duplex pages, are printed as simplex. (FPR#RC06070007).</i></b></li> <li><b><i>PCL data might be printed as garbage characters after several hundred pages of PCL data are printed without a power-off. (Techmail#TS060753).</i></b></li> <li><b><i>PCL jobs that include separator pages might be printed as garbage characters (FPR#RC06040009/RC0610007).</i></b></li> <li><b><i>HPGL syntax error (missing label terminator) will cause the device to stall. "Processing" will be displayed in the operation panel.</i></b></li> <li><b><i>PDF files printed using Adobe Acrobat and the RPCS driver might be missing characters or portions of characters. This occurs if both of the following conditions are met:</i></b> <ul style="list-style-type: none"> <li><b><i>"Shift load to printer" selected for the RPCS driver's Job Load Distribution setting.</i></b></li> <li><b><i>Image rotation required: Portrait document to LEF paper -or- Landscape document to SEF paper.</i></b></li> </ul> </li> <li><b><i>Accessing the document server in WIM via a single sign-on server might result in "404 Not Found". This only happens if the url used to access WIM contains a "Host Name" and "Domain Name" (The</i></b></li> </ol>

**Reissued: 10-Jan-07**

Model: Model A-P4		Date: 1-Jun-06	No.: RG147006d
Version	Symptom Corrected		
	<p><b><i>"domain name" setting in the MFP is not blank.). It does not happen if the url contains an IP address.</i></b></p> <p><b><i>Note: To fix this issue (#6), all of the following firmware must be applied:</i></b></p> <ul style="list-style-type: none"> <li>- <b><i>System firmware ver 1.05 or later</i></b></li> <li>- <b><i>Websys firmware ver 1.03 or later</i></b></li> <li>- <b><i>NFA firmware ver 2.04.1 or later</i></b></li> <li>- <b><i>Printer firmware ver 1.05 or later</i></b></li> </ul>		
1.03	Fixed: When printing stored files (Normal/Sample/Stored/Hold Print) (requires HD), the "Set Qty/Press #" confirmation message is displayed twice.		
1.02	Fixed: Instead of incrementing the generic user "other", the counter of a random user might be incremented using List / Test Print. This only happens if User Authentication is disabled.		
1.01	Wording errors (Swedish, French)		
1.00	1st mass production		

**Reissued: 16-Apr-07**

Model: Model A-P4	Date: 1-Jun-06	No.: RG147001c
-------------------	----------------	----------------

**RTB Reissue**

The items in bold italics have been added.

Subject: Firmware release note for A-P4 (BICU)		Prepared by: K.Takagi	
From: 1st Tech. Support Sec. Service Support Dept.			
Classification:	<input type="checkbox"/> Troubleshooting	<input type="checkbox"/> Part information	<input type="checkbox"/> Action required
	<input type="checkbox"/> Mechanical	<input type="checkbox"/> Electrical	<input type="checkbox"/> Service manual revision
	<input type="checkbox"/> Paper path	<input type="checkbox"/> Transmit/receive	<input type="checkbox"/> Retrofit information
	<input type="checkbox"/> Product Safety	<input checked="" type="checkbox"/> Other (      )	

Version	Program No.	Effective Date
<b>1.03:02</b>	<b>G1475160D</b>	<b>April 2007 production</b>
1.02:02	G1475160C	October 2006 production
1.01:02	G1475160B	July 2006 Production
1.00:02	G1475160A	1st mass production

Version	Symptom Corrected
<b>1.03:02</b>	<p><b>Symptom corrected:</b></p> <ol style="list-style-type: none"> <li><b>SC405 occurs when the machine executes Developer Initialization after the machine detects a new PCU and development unit.</b></li> <li><b>The following SP modes return to default when the machine recovers from Energy Saver Mode.</b> <ul style="list-style-type: none"> <li><b>SP1105-003: Roller Center: Bypass</b></li> <li><b>SP1105-004: Roller Center: Ends</b></li> <li><b>SP1105-007: Roller Center: Bypass (Thick Paper)</b></li> <li><b>SP1105-008: Roller Ends: Bypass (Thick Paper)</b></li> <li><b>SP1105-009: Re-load Temp. Minus: Roller Center (Thick Paper)</b></li> <li><b>SP1105-010: Re-load Temp. Minus: Roller Ends (Thick Paper)</b></li> </ul> </li> </ol>
1.02:02	<p>Symptom corrected:</p> <p>SC545 occurs when the temperature is low (15C or less) and the AC input voltage is low (95% of specification or less).</p>

**Reissued: 16-Apr-07**

Model: Model A-P4	Date: 1-Jun-06	No.: RG147001c
-------------------	----------------	----------------

Version	Symptom Corrected
1.01:02	Other changes: A new SP mode was added: Sp2940 (ON/OFF, default: ON). Note: This SP mode decreases the toner concentration in order to prevent high toner concentration offset. This type of offset can happen at machine installation or when a new Maintenance Kit is installed, but only on the first few pages printed.
1.00:02	1st mass production

**Reissued: 24-Apr-07**

Model: Model A-P4	Date: 1-Jun-06	No.: RG147003d
-------------------	----------------	----------------

**RTB Reissue**

The items in hold italics have been added.

Subject: Firmware release note for A-P4 (NCS)		Prepared by: K.Takagi	
From: 1st Tech. Support Sec. Service Support Dept.			
Classification:	<input type="checkbox"/> Troubleshooting	<input type="checkbox"/> Part information	<input type="checkbox"/> Action required
	<input type="checkbox"/> Mechanical	<input type="checkbox"/> Electrical	<input type="checkbox"/> Service manual revision
	<input type="checkbox"/> Paper path	<input type="checkbox"/> Transmit/receive	<input type="checkbox"/> Retrofit information
	<input type="checkbox"/> Product Safety	<input checked="" type="checkbox"/> Other (      )	

Version	Program No.	Effective Date
<b>6.05.4</b>	<b>G1475932D</b>	<b>May 2007 production</b>
6.05.1	G1475932C	January 2007 production
6.05	G1475932B	September 2006 production
6.03	G1475932A	July 2006 production
6.02	G1475932	1st mass production

Version	Symptom Corrected
<b>6.05.4</b>	<b>Symptom corrected:</b> <ol style="list-style-type: none"> <li><b>A 404 error will be returned by WIM after the "Date and time" setting is configured via a WebSmartDeviceMonitor ver.2.0 Batch Configuration.</b></li> <li><b>The device will not be registered with a DNS server by a DHCP relay agent.</b></li> <li><b>The device fails to renew with the DDNS server, it will not try again.</b></li> <li><b>IPP clients might not print to devices that joined the network using mDNS (Bonjour).</b></li> </ol>
6.05.1	<ol style="list-style-type: none"> <li>SMB printing is sporadically unavailable.</li> <li>The device might be unable to obtain an IP address from a DHCP Server through a DHCP Relay Agent (FPR#RE06110003/RE06110011/RC06120002).</li> </ol>
6.05	<ol style="list-style-type: none"> <li>The device might not be able to retrieve an IP address from a DHCP server under specific conditions (GFPR#RC06060003).</li> <li>Some mmesg logs or portions of mmesg logs cannot be acquired using RlogTool v2.X. (TechMail#TS060625)</li> </ol>
6.03	<ol style="list-style-type: none"> <li>The device can not connect in environments with multiple NetWare servers in the same NDS tree. (GFPR#RC05120001/RC06020010/RE06030007/RE06030001)</li> <li>The SSID is shown as blank in the Configuration Page, even if the SSID has been configured. This will only happen if the SSID is exactly 32 characters in length.</li> <li>Recycling the power causes all jobs that sent via sftp to be deleted from the sftp spool and the error message "[brmspl YY/MM/DD hh:mm:ss Nothing target APL. ERR:" will be written in the system log.</li> </ol>

**Reissued: 24-Apr-07**

Model: Model A-P4

Date: 1-Jun-06

No.: RG147003d

Version	Symptom Corrected
	Conditions of occurrence: [MFP] - "Spool Printing" is enabled. WIM->Configuration->System Default: disabled - "Job Spooling (Protocol)" for sftp is enabled. SP5-828-069 BitSwitch#6 Default: enabled - "Job Spooling Clear: Start Time" is enabled. SP5-828-066 Default: enabled
6.02	1st mass production

**Reissued: 02-May-07**

Model: Model A-P4	Date: 1-Jun-06	No.: RG147004c
-------------------	----------------	----------------

**RTB Reissue**

The items in bold italics have been added.

Subject: Firmware release note for A-P4 (Websys)		Prepared by: K.Takagi	
From: 1st Tech. Support Sec. Service Support Dept.			
Classification:	<input type="checkbox"/> Troubleshooting	<input type="checkbox"/> Part information	<input type="checkbox"/> Action required
	<input type="checkbox"/> Mechanical	<input type="checkbox"/> Electrical	<input type="checkbox"/> Service manual revision
	<input type="checkbox"/> Paper path	<input type="checkbox"/> Transmit/receive	<input type="checkbox"/> Retrofit information
	<input type="checkbox"/> Product Safety	<input checked="" type="checkbox"/> Other (      )	

Version	Program No.	Effective Date
<b>1.04</b>	<b>G1475933C</b>	<b>May 2007 production</b>
1.03	G1475933B	January 2007 production
1.02	G1475933A	September 2006 production
1.01	G1475933	1st mass production

Version	Symptom Corrected
<b>1.04</b>	<b>Symptom corrected:</b> <ol style="list-style-type: none"> <li><b><i>The printing of stored jobs (e.g. Locked Print) is not shown in WIM's Job History. This only affects devices with the optional HDD.</i></b></li> <li><b><i>The XSS vulnerability on WebImageMonitor. (TechMail#OTS-2007-2118)</i></b></li> </ol>
1.03	<ol style="list-style-type: none"> <li>The device might stop replying to On-Demand Email Notification requests until the power is cycled if the device receives 10 or more requests at a time.</li> <li>The WebImageMonitor service is stopped if a restoration of the addressbook is cancelled before completion. If a user tries to access WebImageMonitor, a 404 error will be returned.</li> <li>Accessing the document server in WIM via an single sign-on server might result in "404 Not Found". This only happens if the url used to access WIM contains a "Host Name" and "Domain Name" (The "domain name" setting in the MFP is not blank.). It does not happen if the url contains an IP address.</li> </ol> <p>Note: To fix this issue(#3), all of the following firmware must be applied:</p> <ul style="list-style-type: none"> <li>- System firmware ver 1.05 or later</li> <li>- Websys firmware ver 1.03 or later</li> <li>- NFA firmware ver 2.04.1 or later</li> <li>- Printer firmware ver 1.05 or later</li> </ul>

**Reissued: 02-May-07**

Model: Model A-P4		Date: 1-Jun-06	No.: RG147004c
Version	Symptom Corrected		
1.02	<p>WIM monitor contains wording errors.</p> <p>1. "Term of Validity" in German (Configuration &gt; Security &gt; Site Certificate).  (Wrong) Laufzeit  (Correct) Laufzeit der Gültigkeit  Note: The above text contains special language-specific characters.</p> <p>2. Hold Print in German (Type column in Print Job List)  (Wrong) Druck anhalt  (Correct) Angehaltener Druck</p> <p>3. "Are you sure you want to uninstall it?" in Portuguese (Extended Feature Info. - This is shown as a confirmation before an SDK is uninstalled.)  (Wrong) Tem a certeza de que não pretende desinstalar?  (Correct) Tem a certeza de que pretende desinstalar?  Note: The above text contains special language-specific characters.</p> <p>4. "Copy Extended Features" in Portuguese (Configuration &gt; Extended Feature Settings).  (Wrong) Funções avançadas de cópia  (Correct) Copiar funções avançadas  Note: The above text contains special language-specific characters.</p> <p>5. "Change SMTP Auth. Password" in Hungarian (Configuration &gt; E-mail).  (Wrong) SMTP jelszó módosítása  (Correct) SMTP hitelesítési jelszó módosítása  Note: The above text contains special language-specific characters.</p> <p>6. "Copy Extended Features" in Finnish (Configuration &gt; Extended Feature Settings).  (Wrong) Kopioinnin lisäominaisuudet  (Correct) Kopioi lisäominaisuudet  Note: The above text contains special language-specific characters.</p> <p>7. Key Display in Swedish (AddressBook &gt; Add User)  (Wrong) Tangentskärm  (Correct) Tangentnamn  Note: The above text contains special language-specific characters.</p>		
1.01	1st mass production		



**Reissued: 06-Jun-07**

Model: Model A-P4	Date: 7-May-07	No.: RG147008a
-------------------	----------------	----------------

**RTB Reissue**

The items in bold italics have been added.

Subject: Firmware Release History (SR3040)		Prepared by: K. Takagi	
From: 1st Tech. Support Sec. Service Support Dept.			
Classification:	<input type="checkbox"/> Troubleshooting	<input type="checkbox"/> Part information	<input type="checkbox"/> Action required
	<input type="checkbox"/> Mechanical	<input type="checkbox"/> Electrical	<input type="checkbox"/> Service manual revision
	<input type="checkbox"/> Paper path	<input type="checkbox"/> Transmit/receive	<input type="checkbox"/> Retrofit information
	<input type="checkbox"/> Product Safety	<input checked="" type="checkbox"/> Other (      )	

Version	Program No.	Effective Date
<b>1.02</b>	<b><i>G8385104B</i></b>	<b><i>March 2007 production</i></b>
1.01	G8385104A	1st mass production

Version	Symptom Corrected
<b>1.02</b>	<b><i>Symptom corrected:</i></b> <b><i>1. SC620 is displayed when a stapling job is attempted with a paper size that is not supported by the stapling function.</i></b> <b><i>Conditions: A stapling job was performed just before this using a paper size that is supported by the stapling function (A4 LEF, LT LEF, B5 LEF).</i></b>
1.01	1st mass production

Model: Adonis-P4		Date: 16-Jan-07	No.: RG147009
Subject: Service Manual Correction		Prepared by: K.Takagi	
From: 1st Tech. Support Sec. Service Support Dept.			
Classification:	<input type="checkbox"/> Troubleshooting <input type="checkbox"/> Mechanical <input type="checkbox"/> Paper path <input type="checkbox"/> Other (      )	<input type="checkbox"/> Part information <input type="checkbox"/> Electrical <input type="checkbox"/> Transmit/receive	<input type="checkbox"/> Action required <input checked="" type="checkbox"/> Service manual revision <input type="checkbox"/> Retrofit information

The Service Manual was corrected as follows:

1. P43: Title  
**Incorrect:** Data Overwrite Security Unit (**B735**)  
**Correct:** Data Overwrite Security Unit (**G874-21**)
2. P43: Before You Begin...  
**Incorrect:** The correct type for this machine is type “**C**”  
**Correct:** The correct type for this machine is type “**E**”
3. P44: Installation Procedure: DOS Unit  
**Incorrect:** Make sure that the Data Overwrite Security Option **B375** is type “**C**”  
**Correct:** Make sure that the Data Overwrite Security Option **G874-21** is type “**E**”
4. P45: The procedure for “Check the Diagnostic Report”  
**Incorrect:** Under “[ROM No./Firmware Version]”, you should see “**B7355050/0.04**” displayed for HDD Format Option.  
**Correct:** Under “[ROM No./Firmware Version]”, you should see “**B7355060/0.03**” displayed for HDD Format Option.
5. P46: The procedure for “Check the Diagnostic Report”  
**Incorrect:** Under “[Loading Program]”, you should see “**GW1a\_zoffy: B7355050/0.04**”.  
**Correct:** Under “[Loading Program]”, you should see “**GW2a\_zoffy: B7355060/0.03**”.

Model: Adonis-P4		Date: 15-May-07	No.: RG147010
Subject: Service Manual Correction		Prepared by: K.Takagi	
From: 1st Tech. Support Sec. Service Support Dept.			
Classification:	<input type="checkbox"/> Troubleshooting <input type="checkbox"/> Part information <input type="checkbox"/> Action required <input type="checkbox"/> Mechanical <input type="checkbox"/> Electrical <input checked="" type="checkbox"/> Service manual revision <input type="checkbox"/> Paper path <input type="checkbox"/> Transmit/receive <input type="checkbox"/> Retrofit information <input checked="" type="checkbox"/> Other (      )		

Please correct your Service Manuals as follows.

**Add** the following SP mode:

5816 208	Operation Error, Incorrect Setting	-12005	@Remote communication is prohibited. The device has a problem with a Cumin function.
		-12006	After confirmation is completed, confirmation request was made again.
		-12007	Different request number was used for registration from the number which was used for confirmation.
		-12008	Because the device was in use, updating certification was failed.

**Reissued: 23-May-07**

Model: Model A-P4	Date: 1-Jun-06	No.: RG147002f
-------------------	----------------	----------------

**RTB Reissue**

The items in bold italics have been added.

Subject: Firmware release note for A-P4 (System)		Prepared by: K. Takagi	
From: 1st Tech. Support Sec. Service Support Dept.			
Classification:	<input type="checkbox"/> Troubleshooting	<input type="checkbox"/> Part information	<input type="checkbox"/> Action required
	<input type="checkbox"/> Mechanical	<input type="checkbox"/> Electrical	<input type="checkbox"/> Service manual revision
	<input type="checkbox"/> Paper path	<input type="checkbox"/> Transmit/receive	<input type="checkbox"/> Retrofit information
	<input type="checkbox"/> Product Safety	<input checked="" type="checkbox"/> Other (      )	

Version	Program No.	Effective Date
<b>1.06</b>	<b>G1475930E</b>	<b>May 2007 production</b>
1.05	G1475930D	January 2007 production
1.03	G1475930C	October 2006 production
1.02	G1475930B	September 2006 production
1.01	G1475930A	July 2006 production
1.00	G1475930	1st mass production

Version	Symptom Corrected
<b>1.06</b>	<p><b>Symptom corrected:</b></p> <ol style="list-style-type: none"> <li><b><i>It is not possible to access the User Menu or SP mode.</i></b>  <b>Conditions:</b> <ul style="list-style-type: none"> <li><b><i>The machine is connected to the @Remote system (SP5-816-003 is set to "1").</i></b></li> <li><b><i>The controller board has just been replaced.</i></b></li> </ul> </li> <li><b><i>RC Gate (external and embedded) and the device cannot communicate with each other.</i></b></li> <li><b><i>SC868 occurs when a defective SD card is used.</i></b></li> <li><b><i>The printer does not respond to stand-alone scanners that are connected by USB. This results in the error message "Cannot connect or find the specified printer. Click [Back] to continue." being displayed in Web Status Monitor. This only occurs if the Paper Source Tray has been configured (in Web status Monitor of the scanner).</i></b></li> <li><b><i>ROM updates will fail via WebImageMonitor if the Transfer Log Setting is On.</i></b></li> <li><b><i>Entries such as "usercode/username" in the Job Log or Access Log,</i></b></li> </ol>

**Reissued: 23-May-07**

Model: Model A-P4		Date: 1-Jun-06	No.: RG147002f
Version	Symptom Corrected		
	<b><i>might be shown incorrectly in Web SmartDeviceMonitor ver 2.x. This only occurs if there are a large number of entries.</i></b>		
1.05	<ol style="list-style-type: none"> <li>The job log will become corrupted and can no longer be uploaded to WebSmartDeviceMonitor ver 2.0 if the MFP power is cycled while a job is being processed.</li> <li>Accessing the document server in WIM via an single sign-on server might result in "404 Not Found". This only happens if the url used to access WIM contains a "Host Name" and "Domain Name" (The "domain name" setting in the MFP is not blank.). It does not happen if the url contains an IP address.  Note: To fix this issue(#2), all of the following firmware must be applied: <ul style="list-style-type: none"> <li>System firmware ver 1.05 or later</li> <li>Websys firmware ver 1.03 or later</li> <li>NFA firmware ver 2.04.1 or later</li> <li>Printer firmware ver 1.05 or later</li> </ul> </li> <li>The machine displays "Proxy error. If it reoccurs ....." after the main power is turned ON.</li> </ol>		
1.03	Minor changes applied to improve reliability.		
1.02	<b><i>SC990 occurs when the SMC report is printed out.</i></b>		
1.01	<ol style="list-style-type: none"> <li>The SDK application might not be installed using WIM.</li> <li>Wording error(Portuguese).</li> <li>A printer job with a large number of pages may be suddenly cancelled before all pages have been printed. This only affects devices without an HDD.</li> </ol>		
1.00	1st mass production		

**Reissued: 23-May-07**

Model: Model A-P4	Date: 1-Jun-06	No.: RG147006e
-------------------	----------------	----------------

**RTB Reissue**

The items in bold italics have been added.

Subject: Firmware release note for A-P4 (Printer)		Prepared by: K.Takagi	
From: 1st Tech. Support Sec. Service Support Dept.			
Classification:	<input type="checkbox"/> Troubleshooting <input type="checkbox"/> Mechanical <input type="checkbox"/> Paper path <input type="checkbox"/> Product Safety	<input type="checkbox"/> Part information <input type="checkbox"/> Electrical <input type="checkbox"/> Transmit/receive <input checked="" type="checkbox"/> Other (     )	<input type="checkbox"/> Action required <input type="checkbox"/> Service manual revision <input type="checkbox"/> Retrofit information

Version	Program No.	Effective Date
<b>1.06</b>	<b>G1475936E</b>	<b>May 2007 production</b>
1.05	G1475936D	January 2007 production
1.03	G1475936C	October 2006 production
1.02	G1475936B	September 2006 production
1.01	G1475936A	July 2006 production
1.00	G1475936	1st mass production

Version	Symptom Corrected
<b>1.06</b>	<b>Other changes:</b> <b>1. The previously inaccurate "Consumption Status" showing "Black Toner Remaining" has been removed from the "System Reference" section of the Configuration Page.</b>
1.05	Other changes: 1. The device supports Unicode v3.0 fonts. Unicode v3.0 fonts for Japanese/Korean/Traditional Chinese/Simplified Chinese are only available with the Unicode Font Package for SAP.  Symptom corrected: 1. All pages of PS jobs containing a mix of simplex and duplex pages, are printed as simplex.(FPR#RC06070007). 2. PCL data might be printed as garbage characters after several hundred pages of PCL data are printed without a power-off. (Techmail#TS060753). 3. PCL jobs that include separator pages might be printed as garbage characters (FPR#RC06040009/RC0610007). 4. HPGL syntax error (missing label terminator) will cause the device to stall. "Processing" will be displayed in the operation panel. 5. PDF files printed using Adobe Acrobat and the RPCS driver might be missing characters or portions of characters. This occurs if both of the following conditions are met: - "Shift load to printer" selected for the RPCS driver's Job Load Distribution setting. - Image rotation required: Portrait document to LEF paper -or-

**Reissued: 23-May-07**

Model: Model A-P4		Date: 1-Jun-06	No.: RG147006e
Version	Symptom Corrected		
	<p>Landscape document to SEF paper.</p> <p>6. Accessing the document server in WIM via an single sign-on server might result in "404 Not Found". This only happens if the url used to access WIM contains a "Host Name" and "Domain Name" (The "domain name" setting in the MFP is not blank.). It does not happen if the url contains an IP address.</p> <p>Note: To fix this issue(#6), all of the following firmware must be applied:</p> <ul style="list-style-type: none"><li>- System firmware ver 1.05 or later</li><li>- Websys firmware ver 1.03 or later</li><li>- NFA firmware ver 2.04.1 or later</li><li>- Printer firmware ver 1.05 or later</li></ul>		
1.03	Fixed: When printing stored files (Normal/Sample/Stored/Hold Print) (requires HD), the "Set Qty/Press #" confirmation message is displayed twice.		
1.02	Fixed: Instead of incrementing the generic user "other", the counter of a random user might be incremented using List / Test Print. This only happens if User Authentication is disabled.		
1.01	Wording errors (Swedish, French)		
1.00	1st mass production		

Model: A-P4		Date: 25-May-07	No.: RG147011
Subject: Service Manual Correction (Mainframe)		Prepared by: K. Takagi	
From: 1st Tech. Support Sec. Service Support Dept.			
Classification:	<input type="checkbox"/> Troubleshooting <input type="checkbox"/> Part information <input type="checkbox"/> Action required <input type="checkbox"/> Mechanical <input type="checkbox"/> Electrical <input checked="" type="checkbox"/> Service manual revision <input type="checkbox"/> Paper path <input type="checkbox"/> Transmit/receive <input type="checkbox"/> Retrofit information <input type="checkbox"/> Product Safety <input type="checkbox"/> Other (      )		

Please apply the following correction to your Model A-P4 Service Manual (machine code: G147).

Revised items are underlined and items to be deleted are in *italics*.

## Section 5 (SERVICE TABLES)

### Service Program Mode Tables

#### Incorrect:

5501	PM Alarm	
003	PCU Count	<p>This SP sets the timing of the display warning for replacement of the PCU. When printing reaches this total, the replace PCU warning is issued.</p> <p>[0 ~ 150 / <b>150</b> / 1 step] 0: No alarm is issued</p> <p>For example, when the number of prints reaches 150,000 with the default setting of "150" in effect, (150 x 1,000) the warning is issued with the PM Counter Display (SP7803) after the number of prints exceeds 150,000.</p>

#### Correct:

5501	PM Alarm	
003	PCU Count	<p>This SP sets the timing of the display warning for replacement of the PCU. When printing reaches this total, the replace PCU warning is issued.</p> <p><u>[80, 150 / 150 / 1 step]</u> <del>0: No alarm is issued</del></p> <p>For example, when the number of prints reaches 150,000 with the default setting of "150" in effect, (150 x 1,000) the warning is issued with the PM Counter Display (SP7803) after the number of prints exceeds 150,000.</p>



**Reissued: 30-Oct-07**

Model: Model A-P4	Date: 1-Jun-06	No.: RG147002g
-------------------	----------------	----------------

**RTB Reissue**

The items in bold italics have been added.

Subject: Firmware release note for A-P4 (System)		Prepared by: K. Takagi	
From: 1st Tech. Support Sec. Service Support Dept.			
Classification:	<input type="checkbox"/> Troubleshooting <input type="checkbox"/> Part information <input type="checkbox"/> Action required		
	<input type="checkbox"/> Mechanical <input type="checkbox"/> Electrical <input type="checkbox"/> Service manual revision		
	<input type="checkbox"/> Paper path <input type="checkbox"/> Transmit/receive <input type="checkbox"/> Retrofit information		
	<input type="checkbox"/> Product Safety <input checked="" type="checkbox"/> Other (      )		

Version	Program No.	Effective Date
<b>1.07</b>	<b>G1475930F</b>	<b>October 2007 production</b>
1.06	G1475930E	May 2007 production
1.05	G1475930D	January 2007 production
1.03	G1475930C	October 2006 production
1.02	G1475930B	September 2006 production
1.01	G1475930A	July 2006 production
1.00	G1475930	1st mass production

Version	Symptom Corrected
<b>1.07</b>	<p><b>Symptom corrected:</b></p> <ol style="list-style-type: none"> <li><b><i>If the power is turned off during a Remote Firmware Update (RFU), attempts to reinstall the firmware will fail.</i></b></li> <li><b><i>The job processing speed is slower when the DataOverwriteSecurity option is installed.</i></b></li> <li><b><i>The device might not be able to access the network under the following conditions (FPR#RC07050005):</i></b> <ul style="list-style-type: none"> <li><b><i>The device is connected to a hub that has link flapping enabled.</i></b></li> <li><b><i>The device "Ethernet speed" is not "Auto".</i></b></li> </ul> </li> <li><b><i>2 separate jobs are stored on the HDD as a single job with overlapping page images. This can only happen if all of the following conditions occur:</i></b> <ol style="list-style-type: none"> <li><b><i>The device stalls while the first job is being stored to the HDD.</i></b></li> <li><b><i>After the stall, the printer is rebooted and another job is submitted for storage.</i></b></li> </ol> </li> </ol> <p><b>Other changes:</b></p> <ol style="list-style-type: none"> <li><b><i>If an error occurs during an RFU execute from the @Remote Center, the embedded RC Gate can now transmit the error message (previously, this was only possible with the external RC Gate).</i></b></li> </ol>
1.06	<p>Symptom corrected:</p> <ol style="list-style-type: none"> <li>It is not possible to access the User Menu or SP mode.</li> </ol> <p>Conditions:</p>

**Reissued: 30-Oct-07**

Model: Model A-P4		Date: 1-Jun-06	No.: RG147002g
Version	Symptom Corrected		
	<ul style="list-style-type: none"> <li>- The machine is connected to the @Remote system (SP5-816-003 is set to "1").</li> <li>- The controller board has just been replaced.</li> </ul> <ol style="list-style-type: none"> <li>2. RC Gate (external and embedded) and the device cannot communicate with each other.</li> <li>3. SC868 occurs when a defective SD card is used.</li> <li>4. Printer does not respond to stand-alone scanners that are connected by USB. This results in the error message "Cannot connect or find the specified printer. Click [Back] to continue." being displayed in Web Status Monitor. This only occurs if the Paper Source Tray has been configured (in Web status Monitor of the scanner).</li> <li>5. ROM updates will fail via WebImageMonitor if the Transfer Log Setting is On.</li> <li>6. Entries such as "usercode/username" in the Job Log or Access Log, might be shown incorrectly in Web SmartDeviceMonitor ver 2.x. This only occurs if there are a large number of entries.</li> </ol>		
1.05	<ol style="list-style-type: none"> <li>1. The job log will become corrupted and can no longer be uploaded to WebSmartDeviceMonitor ver 2.0 if the MFP power is cycled while a job is being processed.</li> <li>2. Accessing the document server in WIM via an single sign-on server might result in "404 Not Found". This only happens if the url used to access WIM contains a "Host Name" and "Domain Name" (The "domain name" setting in the MFP is not blank.). It does not happen if the url contains an IP address. Note: To fix this issue(#2), all of the following firmware must be applied: <ul style="list-style-type: none"> <li>- System firmware ver 1.05 or later</li> <li>- Websys firmware ver 1.03 or later</li> <li>- NFA firmware ver 2.04.1 or later</li> <li>- Printer firmware ver 1.05 or later</li> </ul> </li> <li>3. The machine displays "Proxy error. If it reoccurs ....." after the main power is turned ON.</li> </ol>		
1.03	Minor changes applied to improve reliability.		
1.02	SC990 occurs when the SMC report is printed out.		
1.01	<ol style="list-style-type: none"> <li>1. The SDK application might not be installed using WIM.</li> <li>2. Wording error(Portuguese).</li> <li>3. A printer job with a large number of pages may be suddenly cancelled before all pages have been printed. This only affects devices without an HDD.</li> </ol>		
1.00	1st mass production		

**Reissued: 30-Oct-07**

Model: Model A-P4	Date: 1-Jun-06	No.: RG147006f
-------------------	----------------	----------------

**RTB Reissue**

The items in bold italics have been added.

Subject: Firmware release note for A-P4 (Printer)		Prepared by: K.Takagi	
From: 1st Tech. Support Sec. Service Support Dept.			
Classification:	<input type="checkbox"/> Troubleshooting	<input type="checkbox"/> Part information	<input type="checkbox"/> Action required
	<input type="checkbox"/> Mechanical	<input type="checkbox"/> Electrical	<input type="checkbox"/> Service manual revision
	<input type="checkbox"/> Paper path	<input type="checkbox"/> Transmit/receive	<input type="checkbox"/> Retrofit information
	<input type="checkbox"/> Product Safety	<input checked="" type="checkbox"/> Other (      )	

Version	Program No.	Effective Date
<b>1.07</b>	<b>G1475936F</b>	<b>November 2007 production</b>
1.06	G1475936E	May 2007 production
1.05	G1475936D	January 2007 production
1.03	G1475936C	October 2006 production
1.02	G1475936B	September 2006 production
1.01	G1475936A	July 2006 production
1.00	G1475936	1st mass production

Version	Symptom Corrected
<b>1.07</b>	<ol style="list-style-type: none"> <li><b>Various printing anomalies when printing PowerPoint2007 jobs that have Autosshapes and shadows.</b> <ul style="list-style-type: none"> <li><b>This can occur if printing with both of the following RPCS driver settings:</b> <ul style="list-style-type: none"> <li><b>Resolution: 1800 x 600 dpi</b></li> <li><b>Job Load Distribution: Shift load to driver</b></li> </ul> </li> </ul> </li> <li><b>PCL jobs containing character codes that are not on the font SD card might cause the device to stall.</b></li> <li><b>Jobs containing bitmapped PCL fonts might cause the device to stall.</b></li> <li><b>When the job is created using SAP DeviceType or Barcode &amp;OCR package for SAP System DT, the following issues will occur.</b> <ul style="list-style-type: none"> <li><b>When sending a BOP job, the printer status stays at "Processing" and the job is not printed.</b></li> <li><b>Memory leak occurs when printing a bitmap font with insufficient memory condition.</b></li> </ul> </li> </ol>
1.06	Other changes: <ol style="list-style-type: none"> <li>The previously inaccurate "Consumption Status" showing "Black Toner Remaining" has been removed from the "System Reference" section of the Configuration Page.</li> </ol>
1.05	Other changes: <ol style="list-style-type: none"> <li>The device supports Unicode v3.0 fonts. Unicode v3.0 fonts for Japanese/Korean/Traditional Chinese/Simplified Chinese are only available with the Unicode Font Package for SAP.</li> </ol>

**Reissued: 30-Oct-07**

Model: Model A-P4		Date: 1-Jun-06	No.: RG147006f
Version	Symptom Corrected		
	<p>Symptom corrected:</p> <ol style="list-style-type: none"> <li>1. All pages of PS jobs containing a mix of simplex and duplex pages, are printed as simplex.(FPR#RC06070007).</li> <li>2. PCL data might be printed as garbage characters after several hundred pages of PCL data are printed without a power-off. (Techmail#TS060753).</li> <li>3. PCL jobs that include separator pages might be printed as garbage characters (FPR#RC06040009/RC0610007).</li> <li>4. HPGL syntax error (missing label terminator) will cause the device to stall. "Processing" will be displayed in the operation panel.</li> <li>5. PDF files printed using Adobe Acrobat and the RPCS driver might be missing characters or portions of characters. This occurs if both of the following conditions are met: <ul style="list-style-type: none"> <li>- "Shift load to printer" selected for the RPCS driver's Job Load Distribution setting.</li> <li>- Image rotation required: Portrait document to LEF paper -or- Landscape document to SEF paper.</li> </ul> </li> <li>6. Accessing the document server in WIM via an single sign-on server might result in "404 Not Found".This only happens if the url used to access WIM contains a "Host Name" and "Domain Name" (The "domain name" setting in the MFP is not blank.). It does not happen if the url contains an IP address.</li> </ol> <p>Note: To fix this issue(#6), all of the following firmware must be applied:</p> <ul style="list-style-type: none"> <li>- System firmware ver 1.05 or later</li> <li>- Websys firmware ver 1.03 or later</li> <li>- NFA firmware ver 2.04.1 or later</li> <li>- Printer firmware ver 1.05 or later</li> </ul>		
1.03	Fixed: When printing stored files (Normal/Sample/Stored/Hold Print) (requires HD), the "Set Qty/Press #" confirmation message is displayed twice.		
1.02	Fixed: Instead of incrementing the generic user "other", the counter of a random user might be incremented using List / Test Print. This only happens if User Authentication is disabled.		
1.01	Wording errors (Swedish, French)		
1.00	1st mass production		

**Reissued: 29-Feb-08**

Model: Model A-P4	Date: 1-Jun-06	No.: RG147002h
-------------------	----------------	----------------

**RTB Reissue**

The items in bold italics have been added.

Subject: Firmware release note for A-P4 (System)		Prepared by: K. Takagi	
From: 1st Tech. Support Sec. Service Support Dept.			
Classification:	<input type="checkbox"/> Troubleshooting <input type="checkbox"/> Part information <input type="checkbox"/> Action required		
	<input type="checkbox"/> Mechanical <input type="checkbox"/> Electrical <input type="checkbox"/> Service manual revision		
	<input type="checkbox"/> Paper path <input type="checkbox"/> Transmit/receive <input type="checkbox"/> Retrofit information		
	<input type="checkbox"/> Product Safety <input checked="" type="checkbox"/> Other (      )		

Version	Program No.	Effective Date
<b>1.08</b>	<b>G1475930G</b>	<b>April 2008 production</b>
1.07	G1475930F	October 2007 production
1.06	G1475930E	May 2007 production
1.05	G1475930D	January 2007 production
1.03	G1475930C	October 2006 production
1.02	G1475930B	September 2006 production
1.01	G1475930A	July 2006 production
1.00	G1475930	1st mass production

Version	Symptom Corrected
<b>1.08</b>	<p><b>Symptom corrected:</b></p> <p><b>1. IPv6 Type 0 Route Headers allow sender to control routing (CVE-2007-2242) (TechMail#TS080184)</b></p> <p><b>Other changes:</b></p> <p><b>1. The new WLAN card is now available. (TechMail#OTS-2008-543)</b></p> <p><b>Note: To use this new card, System firmware (version 1.08 or later), Websys firmware (version 1.05 or later) and NCS firmware (version 6.05.7 or later) needs to be applied to the device.</b></p>
1.07	<p>Symptom corrected:</p> <ol style="list-style-type: none"> <li>If the power is turned off during a Remote Firmware Update (RFU), attempts to reinstall the firmware will fail.</li> <li>The job processing speed is slower when the DataOverwriteSecurity option is installed.</li> <li>Device might not be able to access the network under the following conditions (FPR#RC07050005):           <ul style="list-style-type: none"> <li>The device is conneted to a HUB that has link flapping enabled.</li> <li>The device "Ethernet speed" is not "Auto".</li> </ul> </li> <li>2 seperate jobs are stored on the HDD as a single job with overlapping page images. This can only happen if all of the following conditions occur:           <ol style="list-style-type: none"> <li>The device stalls while the first job is being stored to the HDD.</li> <li>After the stall, the printer is rebooted and another job is submitted for storage.</li> </ol> </li> </ol>

**Reissued: 29-Feb-08**

Model: Model A-P4		Date: 1-Jun-06	No.: RG147002h
Version	Symptom Corrected		
	Other changes: 1. If an error occurs during an RFU execute from the @Remote Center, the embedded RC Gate can now transmit the error message (previously, this was only possible with the external RC Gate).		
1.06	Symptom corrected: 1. It is not possible to access the User Menu or SP mode. Conditions: - The machine is connected to the @Remote system (SP5-816-003 is set to "1"). - The controller board has just been replaced. 2. RC Gate (external and embedded) and the device cannot communicate with each other. 3. SC868 occurs when a defective SD card is used. 4. Printer does not respond to stand-alone scanners that are connected by USB. This results in the error message "Cannot connect or find the specified printer. Click [Back] to continue." being displayed in Web Status Monitor. This only occurs if the Paper Source Tray has been configured (in Web status Monitor of the scanner). 5. ROM updates will fail via WebImageMonitor if the Transfer Log Setting is On. 6. Entries such as "usercode/username" in the Job Log or Access Log, might be shown incorrectly in Web SmartDeviceMonitor ver 2.x. This only occurs if there are a large number of entries.		
1.05	1. The job log will become corrupted and can no longer be uploaded to WebSmartDeviceMonitor ver 2.0 if the MFP power is cycled while a job is being processed. 2. Accessing the document server in WIM via an single sign-on server might result in "404 Not Found". This only happens if the url used to access WIM contains a "Host Name" and "Domain Name" (The "domain name" setting in the MFP is not blank.). It does not happen if the url contains an IP address. Note: To fix this issue(#2), all of the following firmware must be applied: - System firmware ver 1.05 or later - Websys firmware ver 1.03 or later - NFA firmware ver 2.04.1 or later - Printer firmware ver 1.05 or later 3. The machine displays "Proxy error. If it reoccurs ....." after the main power is turned ON.		
1.03	Minor changes applied to improve reliability.		
1.02	SC990 occurs when the SMC report is printed out.		
1.01	1. The SDK application might not be installed using WIM. 2. Wording error(Portuguese). 3. A printer job with a large number of pages may be suddenly cancelled before all pages have been printed. This only affects devices without an HDD.		
1.00	1st mass production		

**Reissued: 29-Feb-08**

Model: Model A-P4	Date: 1-Jun-06	No.: RG147003e
-------------------	----------------	----------------

**RTB Reissue**

The items in hold italics have been added.

Subject: Firmware release note for A-P4 (NCS)		Prepared by: K.Takagi	
From: 1st Tech. Support Sec. Service Support Dept.			
Classification:	<input type="checkbox"/> Troubleshooting	<input type="checkbox"/> Part information	<input type="checkbox"/> Action required
	<input type="checkbox"/> Mechanical	<input type="checkbox"/> Electrical	<input type="checkbox"/> Service manual revision
	<input type="checkbox"/> Paper path	<input type="checkbox"/> Transmit/receive	<input type="checkbox"/> Retrofit information
	<input type="checkbox"/> Product Safety	<input checked="" type="checkbox"/> Other (      )	

Version	Program No.	Effective Date
<b>6.05.7</b>	<b>G1475932E</b>	<b><i>April 2008 production</i></b>
6.05.4	G1475932D	May 2007 production
6.05.1	G1475932C	January 2007 production
6.05	G1475932B	September 2006 production
6.03	G1475932A	July 2006 production
6.02	G1475932	1st mass production

Version	Symptom Corrected
<b>6.05.7</b>	<p><b><i>Symptom corrected:</i></b></p> <ol style="list-style-type: none"> <li><b><i>1. LPR jobs containing a ustatus readback will cause devices to stall if the USB interface is disabled. "Processing" will be displayed in the operation panel. (FPR# RC07050011)</i></b></li> <li><b><i>2. The performance of WIM might be reduced if SSDP is enabled on the device</i></b></li> <li><b><i>3. The device will stall if a PCL job is submitted via sftp while the printer spooler (off by default) or sftp spooler (on by default) are stopped.</i></b></li> <li><b><i>4. Jobs submitted from Mac OS via AppleTalk might result in an error or be discarded completely by the printer.</i></b></li> <li><b><i>5. An SSL2.0 client code fails to properly check for NULL (CVE-2006-4343). (TechMail#OTS-2008-185)</i></b></li> <li><b><i>6. Multiple RSA implementations fail to properly handle signatures (CVE-2006-4339). (TechMail#OTS-2008-276).</i></b></li> <li><b><i>7. The connection to a WLAN might be dropped if the device has been connected for an extended period of time and was authenticated using WPA.</i></b></li> <li><b><i>8. If WLAN is enabled, an SC991 might be displayed on the Operation Panel if either of the following settings are changed:</i></b> <ul style="list-style-type: none"> <li><b><i>– The Ethernet Speed is changed to any setting except "Auto Select", from the operation panel.</i></b></li> <li><b><i>– The Communication Mode is changed to "Ad hoc mode" and then User Tools is exited.</i></b></li> </ul> </li> <li><b><i>9. The Interface Speed in NIB summary will be shown as "Link down" if WLAN is enabled.</i></b></li> </ol>



**Reissued: 29-Feb-08**

Model: Model A-P4		Date: 1-Jun-06	No.: RG147003e
Version	Symptom Corrected		
	<b>Other changes:</b> <b>1. The new WLAN card is now available. (TechMail#OTS-2008-543)</b> <b>Note: To use this new card, System firmware (version 1.08 or later), Websys firmware (version 1.05 or later) and NCS firmware (version 6.05.7 or later) needs to be applied to the device.</b>		
6.05.4	Symptom corrected: 1. A 404 error will be returned by WIM after the "Date and time" setting is configured via a WebSmartDeviceMonitor ver.2.0 Batch Configuration. 2. The device will not be registered with a DNS server by a DHCP relay agent. 3. The device fails to renew with the DDNS server, it will not try again. 4. IPP clients might not print to devices that joined the network using mDNS (Bonjour).		
6.05.1	1. SMB printing is sporadically unavailable. 2. The device might be unable to obtain an IP address from a DHCP Server through a DHCP Relay Agent (FPR#RE06110003/RE06110011/RC06120002).		
6.05	1. The device might not be able to retrieve an IP address from a DHCP server under specific conditions (GFPR#RC06060003). 2. Some mmesg logs or portions of mmesg logs cannot be acquired using RlogTool v2.X. (TechMail#TS060625)		
6.03	1. The device can not connect in environments with multiple NetWare servers in the same NDS tree. (GFPR#RC05120001/RC06020010/RE06030007/RE06030001) 2. The SSID is shown as blank in the Configuration Page, even if the SSID has been configured. This will only happen if the SSID is exactly 32 characters in length. 3. Recycling the power causes all jobs that sent via sftp to be deleted from the sftp spool and the error message "[brmspl YY/MM/DD hh:mm:ss Nothing target APL. ERR:" will be written in the system log. Conditions of occurrence: [MFP] - "Spool Printing" is enabled. WIM->Configuration->System Default: disabled - "Job Spooling (Protocol)" for sftp is enabled. SP5-828-069 BitSwitch#6 Default: enabled - "Job Spooling Clear: Start Time" is enabled. SP5-828-066 Default: enabled		
6.02	1st mass production		



**Reissued: 29-Feb-08**

Model: Model A-P4	Date: 1-Jun-06	No.: RG147004d
-------------------	----------------	----------------

**RTB Reissue**

The items in bold italics have been added.

Subject: Firmware release note for A-P4 (Websys)		Prepared by: K.Takagi	
From: 1st Tech. Support Sec. Service Support Dept.			
Classification:	<input type="checkbox"/> Troubleshooting <input type="checkbox"/> Mechanical <input type="checkbox"/> Paper path <input type="checkbox"/> Product Safety	<input type="checkbox"/> Part information <input type="checkbox"/> Electrical <input type="checkbox"/> Transmit/receive <input checked="" type="checkbox"/> Other (     )	<input type="checkbox"/> Action required <input type="checkbox"/> Service manual revision <input type="checkbox"/> Retrofit information

Version	Program No.	Effective Date
<b>1.05</b>	<b>G1475933D</b>	<b><i>April 2008 production</i></b>
1.04	G1475933C	May 2007 production
1.03	G1475933B	January 2007 production
1.02	G1475933A	September 2006 production
1.01	G1475933	1st mass production

Version	Symptom Corrected
<b>1.05</b>	<p><b><i>Symptom corrected:</i></b></p> <ol style="list-style-type: none"> <li><b><i>The error message "Method Not Allowed" might be displayed in the web browser of a client that clicks a link in WIM's "To Link Page" page.</i></b></li> <li><b><i>Logged in users can change WIM's "Configuration &gt; System&gt; Device Name" setting without being granted the necessary privileges.</i></b></li> </ol> <p><b><i>Other changes:</i></b></p> <ol style="list-style-type: none"> <li><b><i>The new WLAN card is now available. (TechMail#OTS-2008-543)</i></b>  <b><i>Note: To use this new card, System firmware (version 1.08 or later), Websys firmware (version 1.05 or later) and NCS firmware (version 6.05.7 or later) needs to be applied to the device.</i></b></li> </ol>
1.04	<p>Symptom corrected:</p> <ol style="list-style-type: none"> <li>The printing of stored jobs (ie. Locked Print) is not shown in WIM's Job History. This only affects devices with the optional HDD.</li> <li>The XSS vulnerability on WebImageMonitor. (TechMail#OTS-2007-2118)</li> </ol>
1.03	<ol style="list-style-type: none"> <li>The device might stop replying to On-Demand Email Notification requests until the power is cycled if the device receives 10 or more requests at a time.</li> <li>The WebImageMonitor service is stopped if a restoration of the addressbook is cancelled before completion. If a user tries to access WebImageMonitor, a 404 error will be returned.</li> <li>Accessing the document server in WIM via an single sign-on server might result in "404 Not Found". This only happens if the url used to access WIM contains a "Host Name" and "Domain Name" (The "domain name" setting in the MFP is not blank.). It does not happen if the url contains an IP address.</li> </ol> <p>Note: To fix this issue(#3), all of the following firmware must be applied:</p> <ul style="list-style-type: none"> <li>- System firmware ver 1.05 or later</li> <li>- Websys firmware ver 1.03 or later</li> </ul>

**Reissued: 29-Feb-08**

Model: Model A-P4		Date: 1-Jun-06	No.: RG147004d
Version	Symptom Corrected		
	<ul style="list-style-type: none"> <li>- NFA firmware ver 2.04.1 or later</li> <li>- Printer firmware ver 1.05 or later</li> </ul>		
1.02	<p>WIM monitor contains wording errors.</p> <p>1. "Term of Validity" in German (Configuration &gt; Security &gt; Site Certificate).  (Wrong) Laufzeit  (Correct) Laufzeit der Gültigkeit  Note: The above text contains special language-specific characters.</p> <p>2. Hold Print in German (Type column in Print Job List)  (Wrong) Druck anhalt  (Correct) Angehaltener Druck</p> <p>3. "Are you sure you want to uninstall it?" in Portuguese (Extended Feature Info. - This is shown as a confirmation before an SDK is uninstalled.)  (Wrong) Tem a certeza de que não pretende desinstalar?  (Correct) Tem a certeza de que pretende desinstalar?  Note: The above text contains special language-specific characters.</p> <p>4. "Copy Extended Features" in Portuguese (Configuration &gt; Extended Feature Settings).  (Wrong) Funções avançadas de cópia  (Correct) Copiar funções avançadas  Note: The above text contains special language-specific characters.</p> <p>5. "Change SMTP Auth. Password" in Hungarian (Configuration &gt; E-mail).  (Wrong) SMTP jelszó módosítása  (Correct) SMTP hitelesítési jelszó módosítása  Note: The above text contains special language-specific characters.</p> <p>6. "Copy Extended Features" in Finnish (Configuration &gt; Extended Feature Settings).  (Wrong) Kopioinnin lisäominaisuudet  (Correct) Kopioi lisäominaisuudet  Note: The above text contains special language-specific characters.</p> <p>7. Key Display in Swedish (AddressBook &gt; Add User)  (Wrong) Tangentskärm  (Correct) Tangentnamn  Note: The above text contains special language-specific characters.</p>		
1.01	1st mass production		

**Reissued: 28-Feb-08**

Model: Model A-P4	Date: 1-Jun-06	No.: RG147006g
-------------------	----------------	----------------

**RTB Reissue**

The items in bold italics have been added.

Subject: Firmware release note for A-P4 (Printer)		Prepared by: K.Takagi	
From: 1st Tech. Support Sec. Service Support Dept.			
Classification:	<input type="checkbox"/> Troubleshooting <input type="checkbox"/> Mechanical <input type="checkbox"/> Paper path <input type="checkbox"/> Product Safety	<input type="checkbox"/> Part information <input type="checkbox"/> Electrical <input type="checkbox"/> Transmit/receive <input checked="" type="checkbox"/> Other (      )	<input type="checkbox"/> Action required <input type="checkbox"/> Service manual revision <input type="checkbox"/> Retrofit information

Version	Program No.	Effective Date
<b>1.08</b>	<b>G1475936G</b>	<b><i>April 2008 production</i></b>
1.07	G1475936F	November 2007 production
1.06	G1475936E	May 2007 production
1.05	G1475936D	January 2007 production
1.03	G1475936C	October 2006 production
1.02	G1475936B	September 2006 production
1.01	G1475936A	July 2006 production
1.00	G1475936	1st mass production

Version	Symptom Corrected
<b>1.08</b>	<b><i>Symptom corrected:</i></b> <b><i>1. Unwanted line(s) might be added to PS jobs containing black and white halftone images. This only affected landscape documents printed in the LEF direction.</i></b> <b><i>2. PCL jobs containing fonts with a number of characters that is evenly divisible by 256 might cause the device to stall. (GFPR#RE0706006, RA07090001)</i></b> <b><i>3. Subsequent PCL jobs will be canceled after the device prints a large number of jobs (more than 2000) submitted by the PCL 6 driver. (GFPR#RE07080008)</i></b>
1.07	1. Various printing anomalies when printing PowerPoint2007 jobs that have AutoShapes and shadows. <ul style="list-style-type: none"> <li>- This can occur if printing with both of the following RPCS driver settings:</li> <li>- Resolution: 1800 x 600 dpi</li> <li>- Job Load Distribution: Shift load to driver</li> </ul> 2. PCL jobs containing character codes that are not on the font SD card, might cause the device to stall. 3. Jobs containing bitmapped PCL fonts might cause the device to stall. 4. When the job is created using SAP DeviceType or Barcode & OCR package for SAP System DT, the following issues will occur. <ul style="list-style-type: none"> <li>- When sending a BOP job, the printer status stays at "Processing" and the job is not printed.</li> <li>- Memory leak occurs when printing a bitmap font with insufficient memory</li> </ul>

**Reissued: 28-Feb-08**

Model: Model A-P4		Date: 1-Jun-06	No.: RG147006g
Version	Symptom Corrected		
	condition.		
1.06	Other changes: 1. The previously inaccurate "Consumption Status" showing "Black Toner Remaining" has been removed from the "System Reference" section of the Configuration Page.		
1.05	Other changes: 1. The device supports Unicode v3.0 fonts. Unicode v3.0 fonts for Japanese/Korean/Traditional Chinese/Simplified Chinese are only available with the Unicode Font Package for SAP.  Symptom corrected: 1. All pages of PS jobs containing a mix of simplex and duplex pages, are printed as simplex.(FPR#RC06070007). 2. PCL data might be printed as garbage characters after several hundred pages of PCL data are printed without a power-off. (Techmail#TS060753). 3. PCL jobs that include separator pages might be printed as garbage characters (FPR#RC06040009/RC0610007). 4. HPGL syntax error (missing label terminator) will cause the device to stall. "Processing" will be displayed in the operation panel. 5. PDF files printed using Adobe Acrobat and the RPCS driver might be missing characters or portions of characters. This occurs if both of the following conditions are met: - "Shift load to printer" selected for the RPCS driver's Job Load Distribution setting. - Image rotation required: Portrait document to LEF paper -or- Landscape document to SEF paper. 6. Accessing the document server in WIM via an single sign-on server might result in "404 Not Found".This only happens if the url used to access WIM contains a "Host Name" and "Domain Name" (The "domain name" setting in the MFP is not blank.). It does not happen if the url contains an IP address.  Note: To fix this issue(#6), all of the following firmware must be applied: - System firmware ver 1.05 or later - Websys firmware ver 1.03 or later - NFA firmware ver 2.04.1 or later - Printer firmware ver 1.05 or later		
1.03	Fixed: When printing stored files (Normal/Sample/Stored/Hold Print) (requires HD), the "Set Qty/Press #" confirmation message is displayed twice.		
1.02	Fixed: Instead of incrementing the generic user "other", the counter of a random user might be incremented using List / Test Print. This only happens if User Authentication is disabled.		
1.01	Wording errors (Swedish, French)		
1.00	1st mass production		

Model: General		Date: 12-Mar-08	No.: RGene027
Subject: New Wireless LAN Option		Prepared by: H.K.	
From: 1st Tech. Support Sec. Service Support Dept.			
Classification:	<input type="checkbox"/> Troubleshooting <input type="checkbox"/> Mechanical <input type="checkbox"/> Paper path <input type="checkbox"/> Product Safety	<input type="checkbox"/> Part information <input type="checkbox"/> Electrical <input type="checkbox"/> Transmit/receive <input type="checkbox"/> Other (     )	<input checked="" type="checkbox"/> Action required <input checked="" type="checkbox"/> Service manual revision <input type="checkbox"/> Retrofit information

## Important Information on the Release of a New Wireless LAN Option

### Overview

1. Production of a new wireless LAN option, the **IEEE 802.11b Interface Unit Type N**, began in March 2008. This will replace the current wireless LAN options listed below, as the vendor discontinued production on a key part contained in these options.
2. Make sure to see below for the target models and action in the field, including the necessary firmware versions.

### Details

1. Discontinued wireless LAN options:

for US

Code	EDP	Description	Note
B736-06	412176	IEEE 802.11b Interface Unit Type E	discontinued in 1st 2007
G813-01	402345	802.11b Interface Unit Type F	discontinued in 1st 2007 due to country origin issue
<b>G813-08</b>	<b>403019</b>	<b>802.11b Interface Unit Type F</b>	change from EDP:402345
G813-04	402378	IEEE802.11b Interface Unit Type H	discontinued in 1st 2007 due to country origin issue
<b>G813-07</b>	<b>403018</b>	<b>IEEE802.11b Interface Unit Type H</b>	change from EDP:402378
G874-39	402631	IEEE802.11b Interface Unit Type I	discontinued in 1st 2007 due to country origin issue
<b>G874-48</b>	<b>403017</b>	<b>IEEE802.11b Interface Unit Type I</b>	change from EDP:402631

for EU and Asia

Code	EDP	Description	Note
B736-07	412177	IEEE 802.11b Interface Unit Type E	discontinued in 1st 2007
G813-02	402358	802.11b Interface Unit Type F	discontinued in 1st 2007 due to country origin issue
<b>G813-10</b>	<b>403020</b>	<b>802.11b Interface Unit Type F</b>	change from EDP:402358
G813-05	402379	IEEE802.11b Interface Unit Type H	discontinued in 1st 2006 due to RoHS
G813-45	412996	IEEE802.11b Interface Unit Type H	discontinued in 1st 2007 due to country origin issue
<b>G813-09</b>	<b>414421</b>	<b>IEEE802.11b Interface Unit Type H</b>	change from EDP:412996

2. Specifications of the new wireless LAN option:



Print\_B7367059.pc

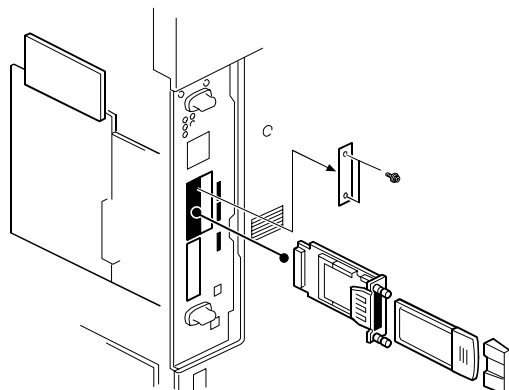
#### Specification Sheet:

Model Name: IEEE 802.11b Interface Unit Type N  
 Machine code: B736-16  
 EDP code: 414525  
 Package: All-in-one (PCB, LAN card, and cover are pre-assembled)  
 Channel freq. range: 2412 MHz to 2462 MHz (11ch.)  
 Transmission speed: 1Mbps, 2Mbps, 5.5 Mbps, 11Mbps

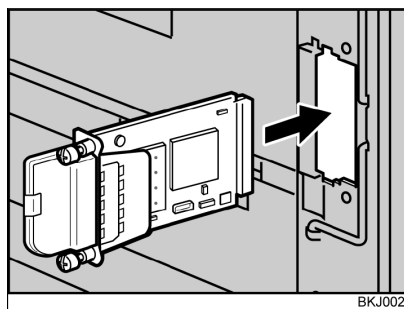
Model: General

Date: 12-Mar-08

No.: RGene027



Previous types:  
PCB, LAN card, and cover are  
separate



New Type (IEEE802.11b  
Interface Unit Type N):  
Pre-assembled

## Action in the Field

### 1. MFP Models

Update the firmware on the target MFP models to the necessary versions at the installation.

**See “Target Models” below.**

### 2. LP Models

Update the firmware on the target LP models to the necessary versions if the customer requests it. The following notice to customers (from the Operating Instructions) lists the firmware versions necessary to use the new wireless LAN option. If a firmware update is necessary, the customer contacts their sales or service representative.

**See “Target Models” below.**

Notice to users (excerpt on next page):



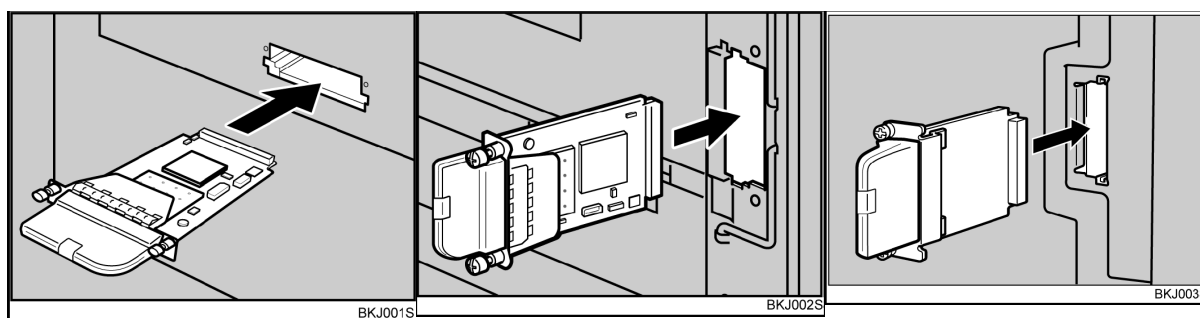
print\_B7367058.pdf

**Excerpt from the Operating Instructions for LP models**
Installing the Optional Wireless LAN Interface Unit
**Important:**

- Before handling the wireless LAN interface unit, ground yourself by touching something metal to discharge any static electricity. Static electricity can damage the wireless LAN interface unit.
  - Do not subject the wireless LAN interface unit to physical shocks.
1. Turn off the power of the printer, and then unplug the power cable and the interface cable.
  2. Remove the two screws from the interface unit's slot cover, and then remove the slot cover.  
The removed cover is not used when installing the wireless LAN interface unit. Keep it for possible future use.

For details about the location of the interface unit slot, see the manual provided with your printer.

3. Attach the wireless LAN interface unit.



Insert the end of the wireless LAN interface unit into the slot.

Slot types vary according to device. For details, see the manual provided with your printer.

4. Fasten the wireless LAN interface unit to the controller board with the two screws.  
Check the wireless LAN interface unit is connected firmly to be controller board.

**Note**

- Use a coin or similar object if the screws do not turn easily.
- After finishing installation, you can check the wireless LAN interface unit is properly installed: Print the configuration page from the [List / Test Print] menu. If it is installed properly, the name of wireless LAN interface unit will appear for "Device Connection" on the configuration page.
- If the wireless LAN interface unit is not installed properly, reinstall it following this procedure. If you cannot install it properly even after attempting reinstallation, contact your sales or service representative.
- You need to make settings with the control panel before using the wireless LAN interface unit. For more information, see the manual provided with your printer.

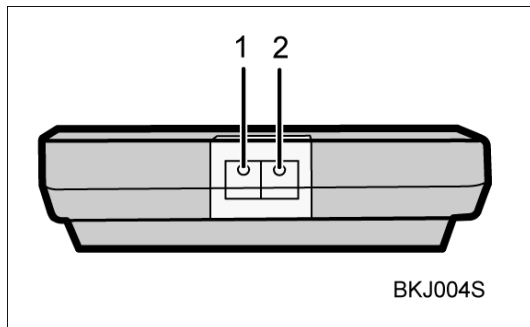
Model: General

Date: 12-Mar-08

No.: RGene027

Checking the Connection

To check the connection, use the two lights on the optional wireless LAN interface unit.



1. The orange light indicates normal network connectivity.
2. The green light indicates that the optional wireless LAN interface unit is properly powered.

If both lights are lit, the wireless connection is fully operational.



**Reissued: 10-Jun-08**

Model: General	Date: 12-Mar-08	No.: RGene027b
----------------	-----------------	----------------

## Target Models

### MFP

	Model	System firmware	NCS firmware	Websys firmware	Applied to the production line
01.	Athena-C1/C1k	1.68	5.17	1.12	2008 February
02.	Apollon-C1	1.67	5.17	1.09	2008 February
03.	Pegasus-C1	1.31	5.17	1.08	2008 March
04.	Kir-C3(GW)	1.08	6.14	1.07	2008 March
05.	Stella-C3(GW)	1.05	6.14	1.06	2008 March
06.	Parisian-C1(GW)	1.02	6.14	1.03	2008 March
07.	Neptune-C2	(2.00)	(6.10)	(1.08)	2008 May
08.	Martini-C3.5	3.01	5.56	2.03	2008 April

#### Note:

- The old wireless LAN options can be used with both the old and new firmware.
- The following models only support the old wireless LAN options:  
Bellini-C3, Themis-C1, Adonis-C4.5, Russian-C4.5, Jupiter-C2, Martini-C2.5, Martini-C3

### LP

	Model	System firmware	NCS firmware	Websys firmware	Applied to the production line
01.	Gaia-P2	<b>1.12</b>	<b>6.05.7</b>	<b>1.07</b>	2008 April
02.	Gaia-P2L	<b>1.01</b>	<b>6.05.7</b>	<b>1.07</b>	2008 April
03.	Apollon-P1d	1.07	6.05.7	1.03	2008 March
04.	Adonis-P4	<b>1.08</b>	<b>6.05.7</b>	<b>1.05</b>	2008 April
05.	Martini-P2	1.10	6.05.7	1.02	2008 April
06.	Sincere-P1	1.08*	6.10	1.03	2008 February
07.	Neptune-P1	1.02	6.10	1.03	2008 May

#### Note:

- The old wireless LAN options can be used with both the old and new firmware.
- The following models only support the old wireless LAN options:  
Kir-P4, Ares-P2, Jupiter-P4
- \*: The notice to customers for Sincere -P1 mentions "version 1.07" for the System firmware, but 1.07 was not used for the production. The correct version is 1.08.

**Reissued: 02-Dec-08**

Model: Model A-P4	Date: 1-Jun-06	No.: RG147003f
-------------------	----------------	----------------

**RTB Reissue**

The items in hold italics have been added.

Subject: Firmware release note for A-P4 (NCS)		Prepared by: S.Tomoe	
From: 1st Tech. Support Sec. Service Support Dept.			
Classification:	<input type="checkbox"/> Troubleshooting	<input type="checkbox"/> Part information	<input type="checkbox"/> Action required
	<input type="checkbox"/> Mechanical	<input type="checkbox"/> Electrical	<input type="checkbox"/> Service manual revision
	<input type="checkbox"/> Paper path	<input type="checkbox"/> Transmit/receive	<input type="checkbox"/> Retrofit information
	<input type="checkbox"/> Product Safety	<input checked="" type="checkbox"/> Other (      )	

Version	Program No.	Effective Date
<b>6.05.9</b>	<b>G1475932F</b>	<b><i>January 2009 production</i></b>
6.05.7	G1475932E	April 2008 production
6.05.4	G1475932D	May 2007 production
6.05.1	G1475932C	January 2007 production
6.05	G1475932B	September 2006 production
6.03	G1475932A	July 2006 production
6.02	G1475932	1st mass production

Version	Symptom Corrected
6.05.9	<ol style="list-style-type: none"> <li><b><i>The device might not be able to access the network after the Log collection tool is run.</i></b></li> <li><b><i>IPP print jobs are cancelled. This happened very infrequently.</i></b></li> <li><b><i>After a job consisting of a multiple of exactly 8KB (8192 bytes) is submitted via IPP, the device will no longer accept any more jobs until rebooted.</i></b></li> </ol>
6.05.7	<p>Symptom corrected:</p> <ol style="list-style-type: none"> <li>LPR jobs containing an ustatus readback will cause devices to stall if the USB interface is disabled. "Processing" will be displayed in the operation panel. (FPR# RC07050011)</li> <li>The performance of WIM might be reduced if SSDP is enabled on the device</li> <li>The device will stall if a PCL job is submitted via sftp while the printer spooler (off by default) or sftp spooler (on by default) is stopped.</li> <li>Jobs submitted from Mac OS via AppleTalk might result in an error or be discarded completely by the printer.</li> <li>An SSL2.0 client code fails to properly check for NULL (CVE-2006-4343). (TechMail#OTS-2008-185)</li> <li>Multiple RSA implementations fail to properly handle signatures (CVE-2006-4339). (TechMail#OTS-2008-276).</li> <li>The connection to a WLAN might be dropped if the device has been connected for an extended period of time and was authenticated using WPA.</li> <li>If WLAN is enabled, an SC991 might be displayed on the Operation Panel if either of the following settings are changed: <ul style="list-style-type: none"> <li>The Ethernet Speed is changed to any setting except "Auto Select", from the operation panel.</li> <li>The Communication Mode is changed to "Ad hoc mode" and then User Tools is exited.</li> </ul> </li> </ol>

**Reissued: 02-Dec-08**

Model: Model A-P4		Date: 1-Jun-06	No.: RG147003f
Version	Symptom Corrected		
	9. The Interface Speed in NIB summary will be shown as "Link down" if WLAN is enabled.  Other changes: 1. The new WLAN card is now available. (TechMail#OTS-2008-543) Note: To use this new card, System firmware (version 1.08 or later), Websys firmware (version 1.05 or later) and NCS firmware (version 6.05.7 or later) needs to be applied to the device.		
6.05.4	Symptom corrected: 1. A 404 error will be returned by WIM after the "Date and time" setting is configured via a WebSmartDeviceMonitor ver.2.0 Batch Configuration. 2. The device will not be registered with a DNS server by a DHCP relay agent. 3. The device fails to renew with the DDNS server, it will not try again. 4. IPP clients might not print to devices that joined the network using mDNS (Bonjour).		
6.05.1	1. SMB printing is sporadically unavailable. 2. The device might be unable to obtain an IP address from a DHCP Server through a DHCP Relay Agent (FPR#RE06110003/RE06110011/RC06120002).		
6.05	1. The device might not be able to retrieve an IP address from a DHCP server under specific conditions (GFPR#RC06060003). 2. Some mmesg logs or portions of mmesg logs cannot be acquired using RlogTool v2.X. (TechMail#TS060625)		
6.03	1. The device cannot connect in environments with multiple NetWare servers in the same NDS tree. (GFPR#RC05120001/RC06020010/RE06030007/RE06030001) 2. The SSID is shown as blank in the Configuration Page, even if the SSID has been configured. This will only happen if the SSID is exactly 32 characters in length. 3. Recycling the power causes all jobs that sent via sftp to be deleted from the sftp spool and the error message "#[brmspl YY/MM/DD hh:mm:ss Nothing target APL. ERR:" will be written in the system log. Conditions of occurrence: [MFP] - "Spool Printing" is enabled. WIM->Configuration->System Default: disabled - "Job Spooling (Protocol)" for sftp is enabled. SP5-828-069 BitSwitch#6 Default: enabled - "Job Spooling Clear: Start Time" is enabled. SP5-828-066 Default: enabled		
6.02	1st mass production		

**Reissued: 02-Dec-08**

Model: Model A-P4	Date: 1-Jun-06	No.: RG147006h
-------------------	----------------	----------------

**RTB Reissue**

The items in bold italics have been added.

Subject: Firmware release note for A-P4 (Printer)		Prepared by: S.Tomoe	
From: 1st Tech. Support Sec. Service Support Dept.			
Classification:	<input type="checkbox"/> Troubleshooting	<input type="checkbox"/> Part information	<input type="checkbox"/> Action required
	<input type="checkbox"/> Mechanical	<input type="checkbox"/> Electrical	<input type="checkbox"/> Service manual revision
	<input type="checkbox"/> Paper path	<input type="checkbox"/> Transmit/receive	<input type="checkbox"/> Retrofit information
	<input type="checkbox"/> Product Safety	<input checked="" type="checkbox"/> Other (      )	

Version	Program No.	Effective Date
<b>1.09</b>	<b>G1475936H</b>	<b>January 2009 production</b>
1.08	G1475936G	April 2008 production
1.07	G1475936F	November 2007 production
1.06	G1475936E	May 2007 production
1.05	G1475936D	January 2007 production
1.03	G1475936C	October 2006 production
1.02	G1475936B	September 2006 production
1.01	G1475936A	July 2006 production
1.00	G1475936	1st mass production

Version	Symptom Corrected
<b>1.09</b>	<p><b>Symptom corrected:</b></p> <ol style="list-style-type: none"> <li><b><i>The device function used to rotate a job by 180 degrees will have no effect in either of the following situations:</i></b> <ul style="list-style-type: none"> <li><b><i>Printing from the bypass tray or a tray containing slip sheets or cover sheets.</i></b></li> <li><b><i>Finishing functions including duplex and collate are cancelled by the device during printing.</i></b></li> </ul> <p><b>Note: This problem doesn't affect the driver's rotation function.</b></p> </li> </ol> <p><b>Other changes</b></p> <ol style="list-style-type: none"> <li><b><i>The "Orientation Auto Detect" function is now controlled by a Bit Switch.</i></b> <ul style="list-style-type: none"> <li><b><i>PS3: BitSwitch#8-6</i></b></li> <li><b><i>PDF: BitSwitch#8-7</i></b></li> </ul> </li> <li><b><i>The following error messages were deleted from the operation panel display, as it is not necessary to notify end users of these conditions (and therefore would be confusing):</i></b>  <b><i>"Check the proxy settings. If the same error occurs..." (embedded RC Gate)</i></b>  <b><i>"Cannot connect to the server for remote diagnostic." (external RC Gate)</i></b> </li> </ol>
1.08	<p>Symptom corrected:</p> <ol style="list-style-type: none"> <li>Unwanted line might be added to PS jobs containing black and white halftone images. This only affected landscape documents printed in the LEF direction.</li> <li>PCL jobs containing fonts with a number of characters that is evenly divisible by</li> </ol>

**Reissued: 02-Dec-08**

Model: Model A-P4		Date: 1-Jun-06	No.: RG147006h
Version	Symptom Corrected		
	<p>256 might cause the device to stall. (GFPR#RE0706006, RA07090001)</p> <p>3. Subsequent PCL jobs will be canceled after the device prints a large number of jobs (more than 2000) submitted by the PCL 6 driver. (GFPR#RE07080008)</p>		
1.07	<p>1. Various printing anomalies when printing PowerPoint2007 jobs that have Auto shapes and shadows.</p> <ul style="list-style-type: none"> <li>- This can occur if printing with both of the following RPCS driver settings:</li> <li>- Resolution: 1800 x 600 dpi</li> <li>- Job Load Distribution: Shift load to driver</li> </ul> <p>2. PCL jobs containing character codes that are not on the font SD card might cause the device to stall.</p> <p>3. Jobs containing bitmapped PCL fonts might cause the device to stall.</p> <p>4. When the job is created using SAP Device Type or Barcode &amp;OCR package for SAP System DT, the following issues will occur.</p> <ul style="list-style-type: none"> <li>- When sending a BOP job, the printer status stays at "Processing" and the job is not printed.</li> <li>- Memory leak occurs when printing a bitmap font with insufficient memory condition.</li> </ul>		
1.06	<p>Other changes:</p> <p>1. The previously inaccurate "Consumption Status" showing "Black Toner Remaining" has been removed from the "System Reference" section of the Configuration Page.</p>		
1.05	<p>Other changes:</p> <p>1. The device supports Unicode v3.0 fonts. Unicode v3.0 fonts for Japanese/Korean/Traditional Chinese/Simplified Chinese are only available with the Unicode Font Package for SAP.</p> <p>Symptom corrected:</p> <p>1. All pages of PS jobs containing a mix of simplex and duplex pages are printed as simplex. (FPR#RC06070007).</p> <p>2. PCL data might be printed as garbage characters after several hundred pages of PCL data are printed without a power-off. (Techmail#TS060753).</p> <p>3. PCL jobs that include separator pages might be printed as garbage characters (FPR#RC06040009/RC0610007).</p> <p>4. HPGL syntax error (missing label terminator) will cause the device to stall. "Processing" will be displayed in the operation panel.</p> <p>5. PDF files printed using Adobe Acrobat and the RPCS driver might be missing characters or portions of characters. This occurs if both of the following conditions are met:</p> <ul style="list-style-type: none"> <li>- "Shift load to printer" selected for the RPCS driver's Job Load Distribution setting.</li> <li>- Image rotation required: Portrait document to LEF paper -or- Landscape document to SEF paper.</li> </ul> <p>6. Accessing the document server in WIM via a single sign-on server might result in "404 Not Found". This only happens if the URL used to access WIM contains a</p>		

**Reissued: 02-Dec-08**

Model: Model A-P4		Date: 1-Jun-06	No.: RG147006h
Version	Symptom Corrected		
	<p>"Host Name" and "Domain Name" (The "domain name" setting in the MFP is not blank.). It does not happen if the URL contains an IP address.</p> <p>Note: To fix this issue (#6), all of the following firmware must be applied:</p> <ul style="list-style-type: none"><li>- System firmware ver 1.05 or later</li><li>- Websys firmware ver 1.03 or later</li><li>- NFA firmware ver 2.04.1 or later</li><li>- Printer firmware ver 1.05 or later</li></ul>		
1.03	Fixed: When printing stored files (Normal/Sample/Stored/Hold Print) (requires HD), the "Set Qty/Press #" confirmation message is displayed twice.		
1.02	Fixed: Instead of incrementing the generic user "other", the counter of a random user might be incremented using List / Test Print. This only happens if User Authentication is disabled.		
1.01	Wording errors (Swedish, French)		
1.00	1st mass production		

Reissued: 03-Dec-08

Model: Model A-P4	Date: 1-Jun-06	No.: RG147002i
-------------------	----------------	----------------

## RTB Reissue

The items in bold italics have been added.

Subject: Firmware release note for A-P4 (System)		Prepared by: S. Tomoe	
From: 1st Tech. Support Sec. Service Support Dept.			
Classification:	<input type="checkbox"/> Troubleshooting <input type="checkbox"/> Mechanical <input type="checkbox"/> Paper path <input type="checkbox"/> Product Safety	<input type="checkbox"/> Part information <input type="checkbox"/> Electrical <input type="checkbox"/> Transmit/receive <input checked="" type="checkbox"/> Other (     )	<input type="checkbox"/> Action required <input type="checkbox"/> Service manual revision <input type="checkbox"/> Retrofit information

Version	Program No.	Effective Date
<b>1.09</b>	<b>G1475930H</b>	<b>January 2009 production</b>
1.08	G1475930G	April 2008 production
1.07	G1475930F	October 2007 production
1.06	G1475930E	May 2007 production
1.05	G1475930D	January 2007 production
1.03	G1475930C	October 2006 production
1.02	G1475930B	September 2006 production
1.01	G1475930A	July 2006 production
1.00	G1475930	1st mass production

Version	Symptom Corrected
<b>1.09</b>	<p><b>Symptom corrected:</b></p> <ol style="list-style-type: none"> <li><b><i>An SC990 error might occur if a job that contains a large amount of data per page is printed in duplex. An example of a potentially affected job is printing photos with a Layout of 16 per sheet.</i></b></li> <li><b><i>If the "User Account Enhance Unit" is installed, the following problems might occur:</i></b> <ol style="list-style-type: none"> <li><b><i>Information in the "Counter per User" sheet might be incorrect.</i></b></li> <li><b><i>A duplicate might be created when the driver registers a User Code in the address book.</i></b></li> <li><b><i>The User Code counter that is incremented might not correspond to the user that submitted the job.</i></b></li> </ol> </li> <li><b><i>An unwanted line might be added to the bottom of each page.</i></b></li> <li><b><i>SC990 occurs when installing an embedded RC Gate (Cumin) via a Proxy Sever if the host name (and not the IP address) is used as the Proxy Server Address.</i></b></li> <li><b><i>The results of an RFU performed via @Remote may not be reported to the center.</i></b></li> </ol>
1.08	<p>Symptom corrected:</p> <ol style="list-style-type: none"> <li>IPv6 Type 0 Route Headers allow sender to control routing (CVE-2007-2242) (TechMail#TS080184)</li> </ol> <p>Other changes:</p> <ol style="list-style-type: none"> <li>The new WLAN card is now available. (TechMail#OTS-2008-543)</li> </ol>

Reissued: 03-Dec-08

Model: Model A-P4		Date: 1-Jun-06	No.: RG147002i
Version	Symptom Corrected		
	<p>Note: To use this new card, System firmware (version 1.08 or later), Websys firmware (version 1.05 or later) and NCS firmware (version 6.05.7 or later) needs to be applied to the device.</p>		
1.07	<p>Symptom corrected:</p> <ol style="list-style-type: none"> <li>1. If the power is turned off during a Remote Firmware Update (RFU), attempts to reinstall the firmware will fail.</li> <li>2. The job processing speed is slower when the DataOverwriteSecurity option is installed.</li> <li>3. Device might not be able to access the network under the following conditions (FPR#RC07050005): <ul style="list-style-type: none"> <li>– The device is connected to a HUB that has link flapping enabled.</li> <li>– The device "Ethernet speed" is not "Auto".</li> </ul> </li> <li>4. 2 separate jobs are stored on the HDD as a single job with overlapping page images. This can only happen if all of the following conditions occur: <ol style="list-style-type: none"> <li>1. The device stalls while the first job is being stored to the HDD.</li> <li>2. After the stall, the printer is rebooted and another job is submitted for storage.</li> </ol> </li> </ol> <p>Other changes:</p> <ol style="list-style-type: none"> <li>1. If an error occurs during an RFU execute from the @Remote Center, the embedded RC Gate can now transmit the error message (previously, this was only possible with the external RC Gate).</li> </ol>		
1.06	<p>Symptom corrected:</p> <ol style="list-style-type: none"> <li>1. It is not possible to access the User Menu or SP mode. <p>Conditions:</p> <ul style="list-style-type: none"> <li>- The machine is connected to the @Remote system (SP5-816-003 is set to "1").</li> <li>- The controller board has just been replaced.</li> </ul> </li> <li>2. RC Gate (external and embedded) and the device cannot communicate with each other.</li> <li>3. SC868 occurs when a defective SD card is used.</li> <li>4. Printer does not respond to stand-alone scanners that are connected by USB. This results in the error message "Cannot connect or find the specified printer. Click [Back] to continue." being displayed in Web Status Monitor. This only occurs if the Paper Source Tray has been configured (in Web status Monitor of the scanner).</li> <li>5. ROM updates will fail via WebImageMonitor if the Transfer Log Setting is On.</li> <li>6. Entries such as "usercode/username" in the Job Log or Access Log, might be shown incorrectly in Web SmartDeviceMonitor ver 2.x. This only occurs if there are a large number of entries.</li> </ol>		



**Reissued: 03-Dec-08**

Model: Model A-P4		Date: 1-Jun-06	No.: RG147002i
Version	Symptom Corrected		
1.05	<ol style="list-style-type: none"><li>1. The job log will become corrupted and can no longer be uploaded to WebSmartDeviceMonitor ver 2.0 if the MFP power is cycled while a job is being processed.</li><li>2. Accessing the document server in WIM via a single sign-on server might result in "404 Not Found". This only happens if the URL used to access WIM contains a "Host Name" and "Domain Name" (The "domain name" setting in the MFP is not blank.). It does not happen if the URL contains an IP address. Note: To fix this issue (#2), all of the following firmware must be applied:<ul style="list-style-type: none"><li>– System firmware ver 1.05 or later</li><li>– Websys firmware ver 1.03 or later</li><li>– NFA firmware ver 2.04.1 or later</li><li>– Printer firmware ver 1.05 or later</li></ul></li><li>3. The machine displays "Proxy error. If it reoccurs..." after the main power is turned ON.</li></ol>		
1.03	Miner changes applied to improve reliability.		
1.02	SC990 occurs when the SMC report is printed out.		
1.01	<ol style="list-style-type: none"><li>1. The SDK application might not be installed using WIM.</li><li>2. Wording error (Portuguese).</li><li>3. A printer job with a large number of pages may be suddenly cancelled before all pages have been printed. This only affects devices without an HDD.</li></ol>		
1.00	1st mass production		

Model: A-P4		Date: 11-Mar-09	No.: RG147012
Subject: Service manual revision		Prepared by: S. Tomoe	
From: 2nd Tech Support Sec. Service Support Dept.			
Classification:	<input type="checkbox"/> Troubleshooting <input type="checkbox"/> Part information <input type="checkbox"/> Action required <input type="checkbox"/> Mechanical <input type="checkbox"/> Electrical <input checked="" type="checkbox"/> Service manual revision <input type="checkbox"/> Paper path <input type="checkbox"/> Transmit/receive <input type="checkbox"/> Retrofit information <input type="checkbox"/> Other (      )		

The Service Manual was corrected as follows:

The "Orientation Auto Detect" function was added to bit switch #8.

# 8	Title	Explanation	Settings		
			0	1	Default
6	[PS]: Orientation Auto Detect Function	Automatically chooses page orientations of PostScript jobs (Landscape or Portrait) based on the content.	Enabled	Disabled	0

**Important:** To apply this change, you need to update the Printer firmware to **v1.09 or later**.

Model: A-P4		Date: 8-Apr-09	No.: RG147013
Subject: Modification Bulletin Correction: MG838002		Prepared by: S. Tomoe	
From: 2nd Tech Support Sec. Service Support Dept.			
Classification:	<input type="checkbox"/> Troubleshooting <input type="checkbox"/> Mechanical <input type="checkbox"/> Paper path <input type="checkbox"/> Other (      )	<input type="checkbox"/> Part information <input type="checkbox"/> Electrical <input type="checkbox"/> Transmit/receive	<input type="checkbox"/> Action required <input checked="" type="checkbox"/> Service manual revision <input type="checkbox"/> Retrofit information

The following MB (Model A-P4 Finisher (SR3040): MB No. MG838002) was corrected:

Modified Article: Caster		Prepared by: S. Tomoe	
From: 2nd Tech. Support Sec. Service Support Dept.			
Reason for Modification:	<input type="checkbox"/> Parts catalog correction <input type="checkbox"/> To facilitate assembly <input type="checkbox"/> Part standardization	<input checked="" type="checkbox"/> Vendor change <input type="checkbox"/> To improve reliability <input type="checkbox"/> Product Safety	<input type="checkbox"/> Other <input type="checkbox"/> To meet standards (      )

~~The software of control board has been changed to fix minor software bug.~~

Old part number	New part number	Description	Q'ty	Int	Page	Index	Note
B5452019	B8041035	Caster:DIA50:400N	2-2	O/O	21	4	

**Change/ Reason:** Vendor change