

Reissued:04-OCT-06

Model: Model G-P2	Date: 18-May-06	No.: RG160001d
-------------------	-----------------	----------------

RTB Reissue

The items in bold italics have been corrected or added.

Subject: Firmware Release History (Printer)		Prepared by: S. Tomoe	
From: 1st Tech. Support Sec. Service Support Dept.			
Classification:	<input type="checkbox"/> Troubleshooting <input type="checkbox"/> Mechanical <input type="checkbox"/> Paper path <input checked="" type="checkbox"/> Other ()	<input type="checkbox"/> Part information <input type="checkbox"/> Electrical <input type="checkbox"/> Transmit/receive	<input type="checkbox"/> Action required <input type="checkbox"/> Service manual revision <input type="checkbox"/> Retrofit information

This RTB has been issued to announce the firmware release information for the Printer.

Version	Program No.	Effective Date
1.05	G1615261D	October 2006 production
1.04	G1615261C	July 2006 production
1.03	G1615261B	July 2006 production
1.02	G1615261A	June 2006 production
1.01	G1615261	1st mass production

Version	Symptom Corrected
1.05	<i>Other changes:</i> <i>Only the version of the firmware was changed, to match it with the version of the System firmware.</i> <i>(The firmware itself was not changed).</i>
1.04	1. If a general user signs in without being authenticated and prints out a machine report, the counter for a different (authenticated) user is incremented. Note: Normally, the print should be counted as "Other". 2. The counter for Meter Charge Mode is displayed as a "Page Counter" on the LCD, even after "Development Counter" is selected. Note: The counter is displayed correctly on the counter sheet.
1.03	Symptom corrected: The characters on the Color Test Chart and Color Sheet are not printed correctly. Changed: Faster rendering for RPCS full color images.
1.02	The device locks-up with the message "Setting change...." on the display panel while it is changing to Cardsave mode or Hex Dump mode. Note : After a time-out (Auto Reset Timer: default 60 sec), the machine will successfully be changed to Cardsave mode or Hex Dump mode.
1.01	1st mass production

Reissued:10-Jan-07

Model: Model G-P2	Date: 1-Jun-06	No.: RG160002b
-------------------	----------------	----------------

RTB Reissue

The items in hold italics have been added.

Subject: Firmware Release History (Network DocBox)		Prepared by: S. Tomoe	
From: 1st Tech. Support Sec. Service Support Dept.			
Classification:	<input type="checkbox"/> Troubleshooting	<input type="checkbox"/> Part information	<input type="checkbox"/> Action required
	<input type="checkbox"/> Mechanical	<input type="checkbox"/> Electrical	<input type="checkbox"/> Service manual revision
	<input type="checkbox"/> Paper path	<input type="checkbox"/> Transmit/receive	<input type="checkbox"/> Retrofit information
	<input checked="" type="checkbox"/> Other ()		

This RTB has been issued to announce the firmware release information for the Network DocBox.

Version	Program No.	Effective Date
<i>2.00.1</i>	<i>G1615254B</i>	<i>January 2007 production</i>
2.00	G1615254A	November 2006 production
1.00	G1615254	1st mass production

Version	Symptom Corrected
<i>2.00.1</i>	<p><i>Accessing the document server in WIM via a single sign-on server might result in "404 Not Found". This only happens if the url used to access WIM contains a "Host Name" and "Domain Name" (The "domain name" setting in the MFP is not blank.). It does not happen if the url contains an IP address.</i></p> <p><i>Note: To fix this issue, all of the following firmware must be applied:</i></p> <ul style="list-style-type: none"> - <i>System firmware ver 1.07 or later</i> - <i>Websys firmware ver 1.05 or later</i> - <i>Network DocBox firmware ver 2.00.1 or later</i> - <i>Printer firmware ver 1.07 or later</i>
2.00	Firmware download error occurs if the power is turned OFF and ON during a remote firmware update (RFU).
1.00	1st mass production

Reissued:5-Jun-06

Model: Model G-P2	Date: 18-May-06	No.: RG160003a
-------------------	-----------------	----------------

RTB Reissue

The items in bold italics have been corrected or added.

Subject: Firmware Release History (Websys)		Prepared by: S. Tomoe	
From: 1st Tech. Support Sec. Service Support Dept.			
Classification:	<input type="checkbox"/> Troubleshooting <input type="checkbox"/> Mechanical <input type="checkbox"/> Paper path <input checked="" type="checkbox"/> Other ()	<input type="checkbox"/> Part information <input type="checkbox"/> Electrical <input type="checkbox"/> Transmit/receive	<input type="checkbox"/> Action required <input type="checkbox"/> Service manual revision <input type="checkbox"/> Retrofit information

This RTB has been issued to announce the firmware release information for the Websys.

Version	Program No.	Effective Date
1.03	<i>G1615253A</i>	<i>June 2006 production</i>
1.02	G1615253	1st mass production

Version	Symptom Corrected
1.03	<ol style="list-style-type: none"> <i>Some of the device settings specified using the WebSmartDeviceMonitor version2.0 Batch Configuration function, might not be applied to target devices.</i> <i>Errors in the way the French, Portuguese, and Danish for "Used Toner Bottle", are worded in Web Image Monitor.</i>
1.02	1st mass production

Reissued:04-OCT-06

Model: Model G-P2	Date: 18-May-06	No.: RG160004b
-------------------	-----------------	----------------

RTB Reissue

The items in bold italics have been added.

Subject: Firmware Release History (NIB)		Prepared by: S. Tomoe	
From: 1st Tech. Support Sec. Service Support Dept.			
Classification:	<input type="checkbox"/> Troubleshooting <input type="checkbox"/> Mechanical <input type="checkbox"/> Paper path <input checked="" type="checkbox"/> Other ()	<input type="checkbox"/> Part information <input type="checkbox"/> Electrical <input type="checkbox"/> Transmit/receive	<input type="checkbox"/> Action required <input type="checkbox"/> Service manual revision <input type="checkbox"/> Retrofit information

This RTB has been issued to announce the firmware release information for the NIB.

Version	Program No.	Effective Date
6.05	G1615252B	September 2006 production
6.03	G1615252A	June 2006 production
6.00	G1615252	1st mass production

Version	Symptom Corrected
6.05	<ol style="list-style-type: none"> Fixed: The device might not be able to retrieve an IP address from a DHCP server under specific conditions (GFPR#RC06060003). Fixed: Some mmesg logs or portions of mmesg logs cannot be acquired using RlogTool v2.X. (TechMail#TS060625)
6.03	<ol style="list-style-type: none"> The device might not obtain an IP address from DHCP server if Autonet is disabled. In some cases, "Cannot connect with DHCP Server.(101)" will be displayed on the operation panel. Recycling the power causes all jobs that sent via sftp to be deleted from the sftp spool and the error message "#[brmspl YY/MM/DD hh:mm:ss Nothing target APL. ERR:" will be written in the system log. Conditions of occurrence: - "Spool Printing" is enabled. Display Panel->System Default: disabled - "Job Spooling (Protocol)" for sftp is enabled. SP5-828-069 BitSwitch#6 Default: enabled - "Job Spooling Clear: Start Time" is enabled. SP5-828-066 Default: enabled The device can not connect in environments with multiple NetWare servers in the same NDS tree. (GFPR#RC05120001/RC06020010/RE06030007/RE06030001) The SSID is shown as blank in the Configuration Page, even if the SSID has been configured. This will only happen if the SSID is exactly 32 characters in length.
6.00	1st mass production

Reissued: 27-Mar-07

Model: Model G-P2	Date: 1-Jun-06	No.: RG160005a
-------------------	----------------	----------------

RTB REISSUE

The items in bold italics have been added.

Subject: Firmware Release History (Pict Bridge)		Prepared by: S. Tomoe	
From: 1st Tech. Support Sec. Service Support Dept.			
Classification:	<input type="checkbox"/> Troubleshooting	<input type="checkbox"/> Part information	<input type="checkbox"/> Action required
	<input type="checkbox"/> Mechanical	<input type="checkbox"/> Electrical	<input type="checkbox"/> Service manual revision
	<input type="checkbox"/> Paper path	<input type="checkbox"/> Transmit/receive	<input type="checkbox"/> Retrofit information
	<input type="checkbox"/> Other ()		

This RTB has been issued to announce the firmware release information for the Pict Bridge.

Version	Program No.	Effective Date
<i>1.01</i>	<i>G8745160A</i>	<i>February 2007 production</i>
1.00	G8745160	1st mass production

Version	Symptom Corrected
<i>1.01</i>	<i>Minor bug correction.</i>
1.00	1st mass production

Model: Model G-P2		Date: 1-Jun-06	No.: RG160006
Subject: Firmware Release History (Font)		Prepared by: S. Tomoe	
From: 1st Tech. Support Sec. Service Support Dept.			
Classification:	<input type="checkbox"/> Troubleshooting <input type="checkbox"/> Part information <input type="checkbox"/> Action required <input type="checkbox"/> Mechanical <input type="checkbox"/> Electrical <input type="checkbox"/> Service manual revision <input type="checkbox"/> Paper path <input type="checkbox"/> Transmit/receive <input type="checkbox"/> Retrofit information <input checked="" type="checkbox"/> Other ()		

This RTB has been issued to announce the firmware release information for the Font.

Version	Program No.	Effective Date
1.00	G1615262	1st mass production

Version	Symptom Corrected
1.00	1st mass production

Reissued: 11-Mar-08

Model: Model G-P2	Date: 1-Jun-06	No.: RG160007a
-------------------	----------------	----------------

Subject: Firmware Release (Engine)		Prepared by: K. Morizumi	
From: 1st Tech. Support Sec. Service Support Dept.			
Classification:	<input type="checkbox"/> Troubleshooting	<input type="checkbox"/> Part information	<input type="checkbox"/> Action required
	<input type="checkbox"/> Mechanical	<input type="checkbox"/> Electrical	<input type="checkbox"/> Service manual revision
	<input type="checkbox"/> Paper path	<input type="checkbox"/> Transmit/receive	<input type="checkbox"/> Retrofit information
	<input checked="" type="checkbox"/> Other ()		

This RTB has been issued to announce the firmware release information for the Model G-P2 engine board.

For: G-P2a

Version	Program No.	Effective Date
1.02:02	G1585130C	September 2007 production
1.01:02	G1585130B	April 2006 production
1.00:02	G1585130A	1st mass production

For: G-P2b

Version	Program No.	Effective Date
1.01:02	G1595130B	April 2006 production
1.00:02	G1595130A	1st mass production

Version		Symptom Corrected
G-P2a	G-P2b	
1.02:02	-	Other changes: <ul style="list-style-type: none"> Firmware standardization (Model G-P2L).
1.01:02	1.01:02	<ul style="list-style-type: none"> The @Remote center cannot obtain the toner bottle installation date. The printer sometimes returns to the "Ready" condition during the Color Calibration.
1.00:02	1.00:02	1st mass production

Reissued:5-Jul-06

Model: Model G-P2	Date: 8-Jun-06	No.: RG160008a
-------------------	----------------	----------------

RTB Reissue

The items in bold italics have been corrected or added.

Subject: Firmware Release History (System)		Prepared by: S. Tomoe	
From: 1st Tech. Support Sec. Service Support Dept.			
Classification:	<input type="checkbox"/> Troubleshooting <input type="checkbox"/> Part information <input type="checkbox"/> Action required		
	<input type="checkbox"/> Mechanical <input type="checkbox"/> Electrical <input type="checkbox"/> Service manual revision		
	<input type="checkbox"/> Paper path <input type="checkbox"/> Transmit/receive <input type="checkbox"/> Retrofit information		
	<input checked="" type="checkbox"/> Other ()		

This RTB has been issued to announce the firmware release information for the System.

Version	Program No.	Effective Date
1.03	<i>G1615250B</i>	<i>July 2006 production</i>
1.02	G1615250A	June 2006 production
1.01	G1615250	1st mass production

Version	Symptom Corrected
1.03	<ul style="list-style-type: none"> ● <i>Symptom corrected:SC670 or SC991 occurs if the machine is connected to @Remote (Cumin).</i> ● <i>Fixed: The SDK application might not be installed using WIM.</i>
1.02	<ol style="list-style-type: none"> 1. The device that has the 'Authentication: High Security' setting might not be able to authenticate a valid user on an LDAP server. This only occurs if the user name contains non-ASCII characters. This problem effects the following functions: <ul style="list-style-type: none"> - LDAP Search - LDAP Connection Test - LDAP Authentication 2. Either the scanner or fax applications, or the entire device might stall if an LDAP search reference; recursively spans 3 or more servers. 3. The following functions might not work correctly. <ul style="list-style-type: none"> - Add/change/delete users or groups from the Address Book via the display panel/Web Image Monitor/SmartDeviceMonitor for Admin. - All Administrator Authentication and User Authentication functions. 4. Devices configured using the WebSmartDeviceMonitor version2.0 Batch Configuration function, will automatically have the 'LDAP Search Timeout(SP5-846-010 default: 60 sec)' setting configured as 0. As a result, all LDAP Searches might fail. 5. Parts of the Czech, Polish and Hungarian versions of WebImageMonitor might appear garbled. 6. The debug logging data cannot be stored in an SD card. 7. The @Remote center cannot obtain the temperature/humidity data.
1.01	1st mass production

Model: G-P2		Date: 11-Jul-06	No.: RG160009
Subject: Installation procedure for DOS		Prepared by: S. Tomoe	
From: 1st Tech. Support Sec. Service Support Dept.			
Classification:	<input type="checkbox"/> Troubleshooting <input type="checkbox"/> Mechanical <input type="checkbox"/> Paper path <input type="checkbox"/> Product Safety	<input type="checkbox"/> Part information <input type="checkbox"/> Electrical <input type="checkbox"/> Transmit/receive <input checked="" type="checkbox"/> Other ()	<input type="checkbox"/> Action required <input type="checkbox"/> Service manual revision <input type="checkbox"/> Retrofit information

Procedure for Installing the Data Overwrite Security Unit on Model G-P2

Data Overwrite Security Unit Type E (G874)

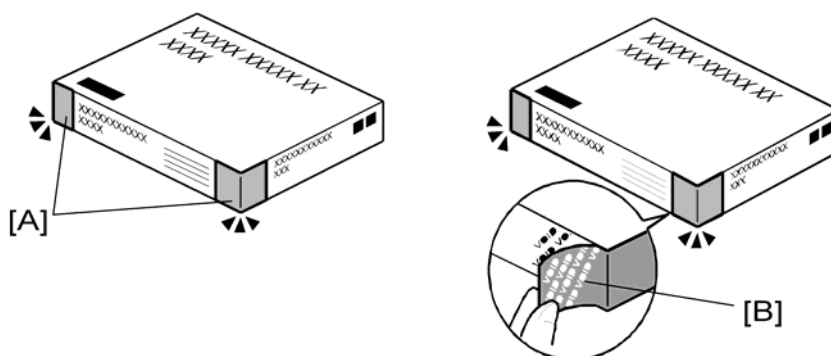
Before You Begin the Procedure

Make sure that the following settings are not at their factory default values:

- Supervisor login password
- Administrator login name
- Administrator login password

If any of these settings is at a factory default value, tell the customer these settings must be changed before you do the installation procedure.

Seal Check and Removal



CAUTION:

You must check the box seals to make sure that they were not removed after the items were sealed in the box at the factory before you do the installation.

1. Check the box seals [A] on each corner of the box.
 - Make sure that a tape is attached to each corner.
 - The surfaces of the tapes must be blank. If you see "VOID" on the tapes, do not install the components in the box.
2. If the surfaces of the tapes do not show "VOID", remove them from the corners of the box.
3. You can see the "VOID" marks [B] when you remove each seal. In this condition, they cannot be attached to the box again.

Model: G-P2

Date:11-Jul-06

No.: RG160009

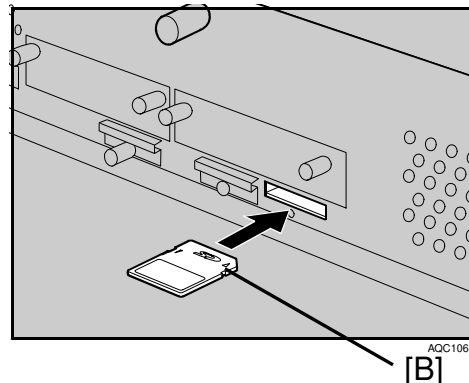
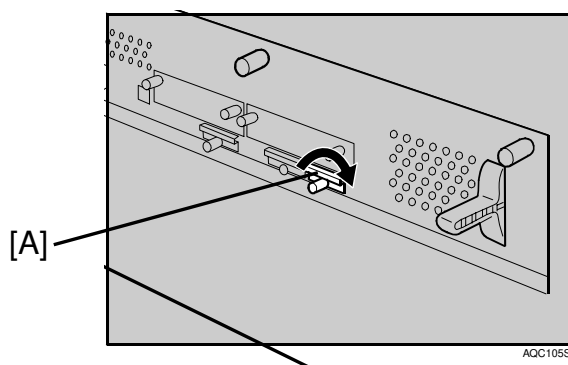
Installation Procedure

⚠ CAUTION:

Unplug the main machine power cord before you do the following procedure.

↓ Note

You must install the data overwrite security unit in SD Card slot 1. However, the PictBridge option is also installed in SD Card slot 1. You must do the SD Card Appli move procedure first if you have the PictBridge option installed and you want to install the data overwrite security unit.



1. Turn off the main power switch if the machine is turned on.
2. Disconnect the network cable.
3. Remove the slot cover [A] of SD card slot 1 (⚙ x 1).
4. Turn the SD-card [B] label face up. Then push it slowly into slot 1 until you hear a click.
5. Turn on the main power switch.
6. Go into the SP mode and push "EXECUTE" with SP5-878.
7. Exit the SP mode and turn off the main power switch.
8. Connect the network cable.
9. Turn on the machine power.
10. Do SP5990-005 (SP print mode Diagnostic Report).
11. Make sure the ROM number and firmware version in area [C] of the diagnostic report are the same as those in area [D].

[A]: "ROM Number/Firmware Version" – "HDD Format Option"

[B]: "Loading Program" – "GW2a_zoffy"

Diagnostic Report:	"ROM No. / Firmware Version" [C]	"Loading Program" [D]
Data Overwrite Security Unit	HDD Format Option: B7355060 / 0.03	GW2a_zoffy: B7355060 / 0.03

★ Important

The ROM number and firmware version number change when the firmware is upgraded. However, the important thing is to make sure the numbers in [C] are the same as the numbers in [D].

Model: G-P2

Date:11-Jul-06

No.: RG160009

If the ROM numbers are not the same, or the version numbers are not the same, this means the unit was not installed correctly.

- If this happens:
 - 1) Make sure the unit type is Type E.
 - 2) If the unit type is not Type E, do the installation procedure again using Type E.
 - 3) If the unit type is Type E, but the numbers still do not match:
 1. Replace the NV-RAM
 2. Do the installation procedure again

Reissued: 31-Jul-06

Model: G-P2	Date: 27-Jul-06	No.: RG160010a
-------------	-----------------	----------------

RTB Reissue


The items in bold italics have been corrected or added.

Subject: Uneven Image Density		Prepared by: S. Tomoe	
From: 1st Tech. Support Sec. Service Support Dept.			
Classification:	<input checked="" type="checkbox"/> Troubleshooting	<input type="checkbox"/> Part information	<input checked="" type="checkbox"/> Action required
	<input type="checkbox"/> Mechanical	<input type="checkbox"/> Electrical	<input type="checkbox"/> Service manual revision
	<input type="checkbox"/> Paper path	<input type="checkbox"/> Transmit/receive	<input type="checkbox"/> Retrofit information
	<input type="checkbox"/> Other ()		

SYMPTOM

The image density of black solid image areas is uneven when printing in full-color mode.

Note: This occurs more often when printing at 1200x1200dpi with an RPCS driver, and at 600x600dpi with a PS3 driver.



Reissued: 31-Jul-06

Model: G-P2	Date: 27-Jul-06	No.: RG160010a
-------------	-----------------	----------------

CAUSE

The precision tool used at the factory to adjust the laser power of the laser diode was not calibrated correctly. As a result, the laser power was slightly weak (10% weaker than the specification) on machines produced from April 6th to the cut-in S/Ns listed below.

SOLUTION

Production Line

The laser power was changed to the optimum value from July 14, 2006 production.

Action in the field

Do the following if you receive a report of this symptom from the field.

- Change the following SP modes to the values shown below **in bold**.

Model	SP Mode	Change to this value:
G-P2a (G160 models) G-P2b (G161 models)	9-913-003	63
	9-913-004	139
	9-913-005	38
	9-913-006	252
G-P2b (G161 models) G-P2a (G160 models)	9-913-003	63
	9-913-004	63
	9-913-005	38
	9-913-006	176

Reissued: 31-Jul-06

Model: G-P2	Date: 27-Jul-06	No.: RG160010a
-------------	-----------------	----------------

Important: Do the following if you replace the laser diode to fix a **different symptom** on machines **produced before the cut-in S/N** listed below:

1. Check the values of the SP modes. If they are the same, change them to the values shown below.
2. Replace **all four** laser diode units at the same time, even if only one needs to be replaced.

Note: If you do not replace them at the same time, the image density for all colors might not be the same.

Model	SP Mode	Change to this value:
G-P2a (G160 models)	9-913-003	50
G-P2b (G161 models)	9-913-004	110
	9-913-005	30
	9-913-006	200
G-P2b (G161 models)	9-913-003	50
G-P2a (G160 models)	9-913-004	50
	9-913-005	30
	9-913-006	140

Reissued: 31-Jul-06

Model: G-P2

Date: 27-Jul-06

No.: RG160010a

Cut-in serial numbers

The following serial numbers are temporary information. We will update it as soon as it is fixed.

Version	Product Code	Serial #
Model G-P2a	G160-11	TBA
	G160-17	Q7069100426 ~ Q7069100536
	G160-22	Q7069101729, Q7069101730, Q7069101733, Q7069101734
	G160-26	TBA
	G160-27	Q7069102060, Q7069102070, Q7069102159, Q7069102171, Q7069102180, Q7069102199, Q7069102216, Q7069102219, Q7069102232, Q7069102235, Q7069102239 ~ Q7069102242, Q7069102245, Q7069102247 ~ Q7069102249, Q7069102254, Q7069102255, Q7069102267, Q7069102270, Q7069102280, Q7069102281, Q7069102284 ~ Q7069102289, Q7069102294, Q7069102295, Q7069102299, Q7069102300, Q7069102309, Q7069102314, Q7069102317, Q7069102319, Q7069102335, Q7069102359, Q7069102361, Q7069102364, Q7069102365, Q7069102371, Q7069102372, Q7069102375, Q7069102382, Q7069102383, Q7069102385, Q7069102389, Q7069102391, Q7069102394 ~ Q7069102402, Q7069102404, Q7069102407 ~ Q7069102413, Q7069102415, Q7069102418 ~ Q7069102425, Q7069102427, Q7069102428, Q7069102430, Q7069102431, Q7069102433 ~ Q7069102435, Q7069102438 ~ Q7069102444, Q7069102446 ~ Q7069102447, Q7069102451 ~ Q7069102454, Q7069102457, Q7069102459, Q7069102461, Q7069102462, Q7069102465, Q7069102469, Q7069102478 ~ Q7069102484, Q7069102486 ~ Q7069102488, Q7069102490, Q7069102515, Q7069102517, Q7069102523 ~ Q7069102526, Q7069102531, Q7069102540 ~ Q7069102543, Q7069102546 ~ Q7069102549, Q7069102551 ~ Q7069102556, Q7069102559 ~ Q7069102567, Q7069102571, Q7069102580 ~ Q7069102582, Q7069102584, Q70691025787, Q7069102590, Q7069102593 ~ Q7069102607, Q7069102609, Q7069102613, Q7069102615 ~ Q7069102621, Q7069102624, Q7069102626 ~ Q7069102832, Q7069102834 ~ Q7069102849, Q7069102851 ~ Q7069102875, Q7069102877, Q7069102879, Q7069102928 ~ Q7069102956 ~ Q7069103001 ~ Q7069103084
Model G-P2b	G161-11	TBA
	G161-17	TBA

Reissued: 31-Jul-06

Model: G-P2		Date: 27-Jul-06	No.: RG160010a
	G161-22	Q7169100177 ~ Q7169100191, Q7169100192, Q7169100194 ~ Q7169100200, Q7169100202 ~ Q7169100204, Q7169100206 ~ Q7169100211, Q7169100213, Q7169100216 ~ Q7169100218, Q7169100221, Q7169100222, Q7169100224, Q7169100226 ~ Q7169100230, Q7169100232, Q7169100235, Q7169100236, Q7169100238 ~ Q7169100249, Q7169100251 ~ Q7169100312, Q7169100314 ~ Q7169100321, Q7169100323, Q7169100324, Q7169100326 ~ Q7169100346, Q7169100348 ~ Q7169100350, Q7169100352 ~ Q7169100354, Q7169100356 ~ Q7169100359, Q7169100361, Q7169100363, Q7169100365 ~ Q7169100370, Q7169100374, Q7169100376 ~ Q7169100382, Q7169100384, Q7169100385, Q7169100389, Q7169100391 ~ Q7169100392, Q7169100394, Q7169100395, Q7169100397 ~ Q7169100412, Q7169100414, Q7169100416 ~ Q7169100418, Q7169100420 ~ Q7169100422, Q7169100425, Q7169100427, Q7169100479 ~ Q7169100431, Q7169100433, Q7169100435, Q7169100438, Q7169100439, Q7169100442	
	G161-26	TBA	
	G161-27	Q7169100727 ~ Q7169100737, Q7169100740, Q7169100741 ~ Q7169100761 ~ Q7169100785, Q7169100787 ~ Q7169100796, Q7169100798, Q7169100800 ~ Q7169100821	

Model: G-P2		Date: 27-Jul-06	No.: RG160011
Subject: Counter Display		Prepared by: S. Tomoe	
From: 1st Tech. Support Sec. Service Support Dept.			
Classification:	<input type="checkbox"/> Troubleshooting <input type="checkbox"/> Mechanical <input type="checkbox"/> Paper path <input type="checkbox"/> Other ()	<input type="checkbox"/> Part information <input type="checkbox"/> Electrical <input type="checkbox"/> Transmit/receive	<input checked="" type="checkbox"/> Action required <input type="checkbox"/> Service manual revision <input type="checkbox"/> Retrofit information

SYMPTOM

The counter for Meter Charge Mode is displayed as "Page Counter" on the LCD, even after "Development Counter" (SP5-045-01) is selected.

Note: The counter is displayed correctly on the counter sheet.

CAUSE

Printer firmware bug

SOLUTION

Modified Firmware

The printer firmware was modified to correct this symptom.

Firmware number: **G1615261C**

Firmware version: **v1.04**

Production Line

The above firmware was applied to the production line from July 17, 2006.

ACTION IN THE FIELD

Install the modified firmware:

- At a service visit for machines already in the field that use a "Development Counter" counting method
- At machine installation for new machines that will use a "Development Counter" counting method

Model: G-P2

Date: 27-Jul-06

No.: RG160011

CUT-IN SERIAL NUMBERS

The following serial numbers are temporary information. We will update it as soon as it is fixed.

Version	Product Code	Serial #
Model G-P2a	G160-11	Q7069100294~
	G160-17	Q7069100537~
	G160-22	Q7069200001~
	G160-26	9W78760001~
	G160-27	Q7069103084~
Model G-P2b	G161-11	Q7169100001~
	G161-17	Q7169200001~
	G161-22	Q7169300001~
	G161-26	9W88860001~
	G161-27	Q7169100821~

Reissued:04-OCT-06

Model: Model G-P2	Date: 18-May-06	No.: RG160003b
-------------------	-----------------	----------------

RTB Reissue

The items in bold italics have been corrected or added.

Subject: Firmware Release History (Websys)		Prepared by: S. Tomoe	
From: 1st Tech. Support Sec. Service Support Dept.			
Classification:	<input type="checkbox"/> Troubleshooting <input type="checkbox"/> Mechanical <input type="checkbox"/> Paper path <input checked="" type="checkbox"/> Other ()	<input type="checkbox"/> Part information <input type="checkbox"/> Electrical <input type="checkbox"/> Transmit/receive	<input type="checkbox"/> Action required <input type="checkbox"/> Service manual revision <input type="checkbox"/> Retrofit information

This RTB has been issued to announce the firmware release information for the Websys.

Version	Program No.	Effective Date
1.04	G1615253B	September 2006 production
1.03	G1615253A	June 2006 production
1.02	G1615253	1st mass production

Version	Symptom Corrected
1.04	<p><i>WIM contains wording errors.</i></p> <ol style="list-style-type: none"> <i>"Term of Validity" in German (Configuration > Security > Site Certificate).</i> <i>(Wrong) Laufzeit</i> <i>(Correct) Laufzeit der Gültigkeit</i> <i>Note: The above text contains special language-specific characters.</i> <i>Hold Print in German (Type column in Print Job List)</i> <i>(Wrong) Druck anhalt</i> <i>(Correct) Angehaltener Druck</i> <i>"Are you sure you want to uninstall it?" in Portuguese (Extended Feature Info. - This is shown as a confirmation before an SDK is uninstalled.)</i> <i>(Wrong) Tem a certeza de que não pretende desinstalar?</i> <i>(Correct) Tem a certeza de que pretende desinstalar?</i> <i>Note: The above text contains special language-specific characters.</i> <i>"Copy Extended Features" in Portuguese (Configuration > Extended Feature Settings).</i> <i>(Wrong) Funções avançadas de cópia</i> <i>(Correct) Copiar funções avançadas</i> <i>Note: The above text contains special language-specific characters.</i>

Reissued:04-OCT-06

Model: Model G-P2	Date: 18-May-06	No.: RG160003b
-------------------	-----------------	----------------

Version	Symptom Corrected
	<p>5. "Change SMTP Auth. Password" in Hungarian (Configuration > E-mail). (Wrong) SMTP jelszó módosítása (Correct) SMTP hitelesítési jelszó módosítása Note: The above text contains special language-specific characters.</p> <p>6. "Copy Extended Features" in Finnish (Configuration > Extended Feature Settings). (Wrong) Kopioinnin lisäominaisuuDET (Correct) Kopioi lisäominaisuuDET Note: The above text contains special language-specific characters.</p> <p>7. Key Display in Swedish (AddressBook > Add User) (Wrong) Tangentskärm (Correct) Tangentnamn Note: The above text contains special language-specific characters.</p>
1.03	<p>1. Some of the device settings specified using the WebSmartDeviceMonitor version2.0 Batch Configuration function, might not be applied to target devices.</p> <p>2. Errors in the way the French, Portuguese, and Danish for "Used Toner Bottle", are worded in Web Image Monitor.</p>
1.02	1st mass production

Reissued:05-Oct-06

Model: Model G-P2	Date: 8-Jun-06	No.: RG160008b
-------------------	----------------	----------------

RTB Reissue

The items in bold italics have been corrected or added.

Subject: Firmware Release History (System)		Prepared by: S. Tomoe	
From: 1st Tech. Support Sec. Service Support Dept.			
Classification:	<input type="checkbox"/> Troubleshooting	<input type="checkbox"/> Part information	<input type="checkbox"/> Action required
	<input type="checkbox"/> Mechanical	<input type="checkbox"/> Electrical	<input type="checkbox"/> Service manual revision
	<input type="checkbox"/> Paper path	<input type="checkbox"/> Transmit/receive	<input type="checkbox"/> Retrofit information
	<input checked="" type="checkbox"/> Other ()		

This RTB has been issued to announce the firmware release information for the System.

Version	Program No.	Effective Date
1.05	G1615250C	October 2006 production
1.03	G1615250B	July 2006 production
1.02	G1615250A	June 2006 production
1.01	G1615250	1st mass production

Version	Symptom Corrected
1.05	Symptom corrected: 1. SC819 might occur if the device is restarted during a remote firmware update. 2. The machine might freeze during a detailed self-diagnostic. 3. SC990 occurs when the machine prints out the SMC report. 4. Wording errors: English, Italian, Norwegian, Portuguese, Spanish, German, Hungarian, Finnish and Swedish.
1.03	<ul style="list-style-type: none"> Symptom corrected: SC670 or SC991 occurs if the machine is connected to @Remote (Cumin). Fixed: The SDK application might not be installed using WIM.

Reissued:05-Oct-06

Model: Model G-P2		Date: 8-Jun-06	No.: RG160008b
Version	Symptom Corrected		
1.02	<ol style="list-style-type: none"> The device that has the 'Authentication: High Security' setting might not be able to authenticate a valid user on an LDAP server. This only occurs if the user name contains non-ASCII characters. This problem effects the following functions: <ul style="list-style-type: none"> - LDAP Search - LDAP Connection Test - LDAP Authentication Either the scanner or fax applications, or the entire device might stall if an LDAP search reference; recursively spans 3 or more servers. The following functions might not work correctly. <ul style="list-style-type: none"> - Add/change/delete users or groups from the Address Book via the display panel/Web Image Monitor/SmartDeviceMonitor for Admin. - All Administrator Authentication and User Authentication functions. Devices configured using the WebSmartDeviceMonitor version2.0 Batch Configuration function, will automatically have the 'LDAP Search Timeout(SP5-846-010 default: 60 sec)' setting configured as 0. As a result, all LDAP Searches might fail. Parts of the Czech, Polish and Hungarian versions of WebImageMonitor might appear garbled. The debug logging data cannot be stored in an SD card. The @Remote center cannot obtain the temperature/humidity data. 		
1.01	1st mass production		

Reissued:10-Jan-07

Model: Model G-P2	Date: 18-May-06	No.: RG160001e
-------------------	-----------------	----------------

RTB Reissue

The items in bold italics have been corrected or added.

Subject: Firmware Release History (Printer)		Prepared by: S. Tomoe	
From: 1st Tech. Support Sec. Service Support Dept.			
Classification:	<input type="checkbox"/> Troubleshooting <input type="checkbox"/> Mechanical <input type="checkbox"/> Paper path <input checked="" type="checkbox"/> Other ()	<input type="checkbox"/> Part information <input type="checkbox"/> Electrical <input type="checkbox"/> Transmit/receive	<input type="checkbox"/> Action required <input type="checkbox"/> Service manual revision <input type="checkbox"/> Retrofit information

This RTB has been issued to announce the firmware release information for the Printer.

Version	Program No.	Effective Date
1.07	G1615261E	January 2007 production
1.05	G1615261D	October 2006 production
1.04	G1615261C	July 2006 production
1.03	G1615261B	July 2006 production
1.02	G1615261A	June 2006 production
1.01	G1615261	1st mass production

Version	Symptom Corrected
1.07	<p>Symptom corrected:</p> <ol style="list-style-type: none"> <i>All pages of PS jobs containing a mix of simplex and duplex pages, are printed as simplex. (FPR#RC06070007).</i> <i>PCL data might be printed as garbage characters after several hundred pages of PCL data are printed without a power-off. (Techmail#TS060753).</i> <i>PCL jobs that include separator pages might be printed as garbage characters (FPR#RC06040009/RC0610007).</i> <i>PDF files printed using Adobe Acrobat and the RPCS driver might be missing characters or portions of characters. This occurs if both of the following conditions are met:</i> <ul style="list-style-type: none"> <i>"Shift load to printer" selected for the RPCS driver's Job Load Distribution setting.</i> <i>Image rotation required: Portrait document to LEF paper - or- Landscape document to SEF paper.</i> <i>Accessing the document server in WIM via an single sign-on server might result in "404 Not Found". This only happens if the url used to access WIM contains a "Host Name" and "Domain Name" (The "domain name" setting in the MFP is not blank.). It does not happen if the url contains an IP address.</i> <p>Note: To fix this issue (#5), all of the following firmware must be applied:</p>

Reissued:10-Jan-07

Model: Model G-P2	Date: 18-May-06	No.: RG160001e
-------------------	-----------------	----------------

Version	Symptom Corrected
	<ul style="list-style-type: none"> - System firmware ver 1.07 or later - Websys firmware ver 1.05 or later - Network DocBox firmware ver 2.00.1 or later - Printer firmware ver 1.07 or later <p>Other changes:</p> <p>1. The device supports Unicode v3.0 fonts. Unicode v3.0 fonts for Japanese/Korean/Traditional Chinese/Simplified Chinese are only available with the Unicode Font Package for SAP.</p>
1.05	<p>Other changes:</p> <p>Only the version of the firmware was changed, to match it with the version of the System firmware. (The firmware itself was not changed).</p>
1.04	<p>1. If a general user signs in without being authenticated and prints out a machine report, the counter for a different (authenticated) user is incremented. Note: Normally, the print should be counted as "Other".</p> <p>2. The counter for Meter Charge Mode is displayed as a "Page Counter" on the LCD, even after "Development Counter" is selected. Note: The counter is displayed correctly on the counter sheet.</p>
1.03	<p>Symptom corrected:</p> <p>The characters on the Color Test Chart and Color Sheet are not printed correctly. Changed: Faster rendering for RPCS full color images.</p>
1.02	<p>The device locks-up with the message "Setting change...." on the display panel while it is changing to Cardsave mode or Hex Dump mode.</p> <p>Note : After a time-out (Auto Reset Timer: default 60 sec), the machine will successfully be changed to Cardsave mode or Hex Dump mode.</p>
1.01	1st mass production

Reissued:10-Jan-07

Model: Model G-P2	Date: 18-May-06	No.: RG160003c
-------------------	-----------------	----------------

RTB Reissue

The items in bold italics have been corrected or added.

Subject: Firmware Release History (Websys)		Prepared by: S. Tomoe	
From: 1st Tech. Support Sec. Service Support Dept.			
Classification:	<input type="checkbox"/> Troubleshooting <input type="checkbox"/> Mechanical <input type="checkbox"/> Paper path <input checked="" type="checkbox"/> Other ()	<input type="checkbox"/> Part information <input type="checkbox"/> Electrical <input type="checkbox"/> Transmit/receive	<input type="checkbox"/> Action required <input type="checkbox"/> Service manual revision <input type="checkbox"/> Retrofit information

This RTB has been issued to announce the firmware release information for the Websys.

Version	Program No.	Effective Date
1.05	G1615253C	January 2007 production
1.04	G1615253B	September 2006 production
1.03	G1615253A	June 2006 production
1.02	G1615253	1st mass production

Version	Symptom Corrected
1.05	<ol style="list-style-type: none"> <i>The device might stop replying to On-Demand Email Notification requests until the power is cycled if the device receives 10 or more requests at a time.</i> <i>The WebImageMonitor service is stopped if a restoration of the addressbook is cancelled before completion. If a user tries to access WebImageMonitor, a 404 error will be returned.</i> <i>Accessing the document server in WIM via a single sign-on server might result in "404 Not Found". This only happens if the url used to access WIM contains a "Host Name" and "Domain Name" (The "domain name" setting in the MFP is not blank.). It does not happen if the url contains an IP address.</i> <p><i>Note: To fix this issue (#3), all of the following firmware must be applied:</i></p> <ul style="list-style-type: none"> <i>System firmware ver 1.07 or later</i> <i>Websys firmware ver 1.05 or later</i> <i>Network DocBox firmware ver 2.00.1 or later</i> <i>Printer firmware ver 1.07 or later</i>
1.04	<p>WIM monitor contains wording errors.</p> <ol style="list-style-type: none"> "Term of Validity" in German (Configuration > Security > Site Certificate). (Wrong) Laufzeit (Correct) Laufzeit der Gültigkeit Note: The above text contains special language-specific characters. Hold Print in German (Type column in Print Job List) (Wrong) Druck anhalt

Reissued:10-Jan-07

Model: Model G-P2	Date: 18-May-06	No.: RG160003c
-------------------	-----------------	----------------

Version	Symptom Corrected
	<p>(Correct) Angehaltener Druck</p> <p>3. "Are you sure you want to uninstall it?" in Portuguese (Extended Feature Info. - This is shown as a confirmation before an SDK is uninstalled.) (Wrong) Tem a certeza de que não pretende desinstalar? (Correct) Tem a certeza de que pretende desinstalar? Note: The above text contains special language-specific characters.</p> <p>4. "Copy Extended Features" in Portuguese (Configuration > Extended Feature Settings). (Wrong) Funções avançadas de cópia (Correct) Copiar funções avançadas Note: The above text contains special language-specific characters.</p> <p>5. "Change SMTP Auth. Password" in Hungarian (Configuration > E-mail). (Wrong) SMTP jelszó módosítása (Correct) SMTP hitelesítési jelszó módosítása Note: The above text contains special language-specific characters.</p> <p>6. "Copy Extended Features" in Finnish (Configuration > Extended Feature Settings). (Wrong) Kopioinnin lisäominaisuudet (Correct) Kopioi lisäominaisuudet Note: The above text contains special language-specific characters.</p> <p>7. Key Display in Swedish (AddressBook > Add User) (Wrong) Tangentskärm (Correct) Tangentnamn Note: The above text contains special language-specific characters.</p>
1.03	<p>1. Some of the device settings specified using the WebSmartDeviceMonitor version2.0 Batch Configuration function, might not be applied to target devices.</p> <p>2. Errors in the way the French, Portuguese, and Danish for "Used Toner Bottle", are worded in Web Image Monitor.</p>
1.02	1st mass production

Reissued:10-Jan-07

Model: Model G-P2	Date: 18-May-06	No.: RG160004c
-------------------	-----------------	----------------

RTB Reissue

The items in bold italics have been added.

Subject: Firmware Release History (NIB)		Prepared by: S. Tomoe	
From: 1st Tech. Support Sec. Service Support Dept.			
Classification:	<input type="checkbox"/> Troubleshooting <input type="checkbox"/> Mechanical <input type="checkbox"/> Paper path <input checked="" type="checkbox"/> Other ()	<input type="checkbox"/> Part information <input type="checkbox"/> Electrical <input type="checkbox"/> Transmit/receive	<input type="checkbox"/> Action required <input type="checkbox"/> Service manual revision <input type="checkbox"/> Retrofit information

This RTB has been issued to announce the firmware release information for the NIB.

Version	Program No.	Effective Date
<i>6.05.1</i>	<i>G1615252C</i>	<i>January 2007 production</i>
6.05	G1615252B	September 2006 production
6.03	G1615252A	June 2006 production
6.00	G1615252	1st mass production

Version	Symptom Corrected
<i>6.05.1</i>	<ol style="list-style-type: none"> <i>The device cannot login to Windows Vista via SMB.</i> <i>SMB printing is sporadically unavailable.</i> <i>The device might be unable to obtain an IP address from a DHCP Server through a DHCP Relay Agent (FPR#RE06110003/RE06110011/RC06120002).</i>
6.05	<ol style="list-style-type: none"> Fixed: The device might not be able to retrieve an IP address from a DHCP server under specific conditions (GFPR#RC06060003). Fixed: Some mmesg logs or portions of mmesg logs cannot be acquired using RlogTool v2.X. (TechMail#TS060625)
6.03	<ol style="list-style-type: none"> The device might not obtain an IP address from DHCP server if Autonet is disabled. In some cases, "Cannot connect with DHCP Server.(101)" will be displayed on the operation panel. Recycling the power causes all jobs that sent via sftp to be deleted from the sftp spool and the error message "[br]mspl YY/MM DD hh:mm:ss Nothing target APL. ERR: " will be written in the system log. Conditions of occurrence: - "Spool Printing" is enabled. Display Panel->System Default: disabled - "Job Spooling (Protocol)" for sftp is enabled. SP5-828-069 BitSwitch#6 Default: enabled - "Job Spooling Clear: Start Time" is enabled. SP5-828-066 Default: enabled The device can not connect in environments with multiple NetWare servers in the same NDS tree. (GFPR#RC05120001/RC06020010/RE06030007/RE06030001)

Reissued:10-Jan-07

Model: Model G-P2		Date: 18-May-06	No.: RG160004c
Version	Symptom Corrected		
	4. The SSID is shown as blank in the Configuration Page, even if the SSID has been configured. This will only happen if the SSID is exactly 32 characters in length.		
6.00	1st mass production		

Reissued:10-Jan-07

Model: Model G-P2	Date: 8-Jun-06	No.: RG160008c
-------------------	----------------	----------------

RTB Reissue

The items in bold italics have been corrected or added.

Subject: Firmware Release History (System)		Prepared by: S. Tomoe	
From: 1st Tech. Support Sec. Service Support Dept.			
Classification:	<input type="checkbox"/> Troubleshooting <input type="checkbox"/> Part information <input type="checkbox"/> Action required		
	<input type="checkbox"/> Mechanical <input type="checkbox"/> Electrical <input type="checkbox"/> Service manual revision		
	<input type="checkbox"/> Paper path <input type="checkbox"/> Transmit/receive <input type="checkbox"/> Retrofit information		
	<input checked="" type="checkbox"/> Other ()		

This RTB has been issued to announce the firmware release information for the System.

Version	Program No.	Effective Date
<i>1.07</i>	<i>G1615250D</i>	<i>January 2007 production</i>
1.05	G1615250C	October 2006 production
1.03	G1615250B	July 2006 production
1.02	G1615250A	June 2006 production
1.01	G1615250	1st mass production

Version	Symptom Corrected
<i>1.07</i>	<ol style="list-style-type: none"> <i>Sometimes, the machine does not switch over to Energy Saver mode.</i> <i>A proxy server error occurs if the main power is turned ON/OFF while the machine is connected to RC-Gate (@Remote).</i> <i>The default setting for an Auto SC Call (@Remote) was changed from OFF to ON.</i> <i>The job log will become corrupted and can no longer be uploaded to WebSmartDeviceMonitor ver 2.0 if the MFP power is cycled while a job is being processed.</i> <i>The device is unable to follow an LDAP search reference if the device and LDAP server are communicating via SSL. This problem affects the following functions:</i> <ul style="list-style-type: none"> <i>- LDAP Search</i> <i>- LDAP Connection Test</i> <i>- LDAP Authentication</i> <i>- Windows Authentication</i> <i>ROM updates will fail via WebImageMonitor if the Transfer Log Setting is On.</i>

Reissued:10-Jan-07

Model: Model G-P2		Date: 8-Jun-06	No.: RG160008c
Version	Symptom Corrected		
	<p>7. Accessing the document server in WIM via a single sign-on server might result in "404 Not Found". This only happens if the url used to access WIM contains a "Host Name" and "Domain Name" (The "domain name" setting in the MFP is not blank.). It does not happen if the url contains an IP address.</p> <p>Note: To fix this issue (#7), all of the following firmware must be applied:</p> <ul style="list-style-type: none"> - System firmware ver 1.07 or later - Websys firmware ver 1.05 or later - Network DocBox firmware ver 2.00.1 or later - Printer firmware ver 1.07 or later 		
1.05	<p>1. SC819 error might occur if the device is restarted during a remote firmware update.</p> <p>2. The machine might freeze during a detailed self-diagnostic.</p> <p>3. SC990 occurs when the machine prints out the SMC report.</p> <p>4. Wording errors: English, Italian, Norwegian, Portuguese, Spanish, German, Hungarian, Finnish and Swedish.</p>		
1.03	<p>1. Symptom corrected: SC670 or SC991 occurs if the machine is connected to @Remote (Cumin).</p> <p>2. Fixed: The SDK application might not be installed using WIM.</p>		
1.02	<p>1. The device that has the 'Authentication: High Security' setting might not be able to authenticate a valid user on an LDAP server. This only occurs if the user name contains non-ASCII characters. This problem effects the following functions:</p> <ul style="list-style-type: none"> - LDAP Search - LDAP Connection Test - LDAP Authentication <p>2. Either the scanner or fax applications, or the entire device might stall if an LDAP search reference; recursively spans 3 or more servers.</p> <p>3. The following functions might not work correctly.</p> <ul style="list-style-type: none"> - Add/change/delete users or groups from the Address Book via the display panel/Web Image Monitor/SmartDeviceMonitor for Admin. - All Administrator Authentication and User Authentication functions. <p>4. Devices configured using the WebSmartDeviceMonitor version2.0 Batch Configuration function, will automatically have the 'LDAP Search Timeout(SP5-846-010 default: 60 sec)' setting configured as 0. As a result, all LDAP Searches might fail.</p> <p>5. Parts of the Czech, Polish and Hungarian versions of WebImageMonitor might appear garbled.</p>		

Reissued:10-Jan-07

Model: Model G-P2		Date: 8-Jun-06	No.: RG160008c
Version	Symptom Corrected		
	6. The debug logging data cannot be stored in an SD card.		
	7. The @Remote center cannot obtain the temperature/humidity data.		
1.01	1st mass production		

Reissued: 24-Apr-07

Model: Model G-P2	Date: 18-May-06	No.: RG160004d
-------------------	-----------------	----------------

RTB Reissue

The items in bold italics have been added.

Subject: Firmware Release History (NIB)		Prepared by: S. Tomoe	
From: 1st Tech. Support Sec. Service Support Dept.			
Classification:	<input type="checkbox"/> Troubleshooting <input type="checkbox"/> Mechanical <input type="checkbox"/> Paper path <input checked="" type="checkbox"/> Other ()	<input type="checkbox"/> Part information <input type="checkbox"/> Electrical <input type="checkbox"/> Transmit/receive	<input type="checkbox"/> Action required <input type="checkbox"/> Service manual revision <input type="checkbox"/> Retrofit information

This RTB has been issued to announce the firmware release information for the NIB.

Version	Program No.	Effective Date
6.05.4	G1615252D	May 2007 production
6.05.1	G1615252C	January 2007 production
6.05	G1615252B	September 2006 production
6.03	G1615252A	June 2006 production
6.00	G1615252	1st mass production

Version	Symptom Corrected
6.05.4	Symptom corrected: 1. A 404 error will be returned by WIM after the "Date and time" setting is configured via a WebSmartDeviceMonitor ver.2.0 Batch Configuration. 2. The device will not be registered with a DNS server by a DHCP relay agent. 3. The device fails to renew with the DDNS server, it will not try again. 4. IPP clients might not print to devices that joined the network using mDNS (Bonjour).
6.05.1	1. The device cannot login to Windows Vista via SMB. 2. SMB printing is sporadically unavailable. 3. The device might be unable to obtain an IP address from a DHCP Server through a DHCP Relay Agent (FPR#RE06110003/RE06110011/RC06120002).
6.05	1. Fixed: The device might not be able to retrieve an IP address from a DHCP server under specific conditions (GFPR#RC06060003). 2. Fixed: Some mmesg logs or portions of mmesg logs cannot be acquired using RlogTool v2.X. (TechMail#TS060625)
6.03	1. The device might not obtain an IP address from DHCP server if Autonet is disabled. In some cases, "Cannot connect with DHCP Server.(101)" will be displayed on the operation panel. 2. Recycling the power causes all jobs that sent via sftp to be deleted from the sftp spool and the error message "#[brmspl YY/MM/DD hh:mm:ss Nothing target APL. ERR:" will be written in the system log. Conditions of occurrence: - "Spool Printing" is enabled. Display Panel->System

Reissued: 24-Apr-07

Model: Model G-P2		Date: 18-May-06	No.: RG160004d
Version	Symptom Corrected		
	Default: disabled - "Job Spooling (Protocol)" for sftp is enabled. SP5-828-069 BitSwitch#6 Default: enabled - "Job Spooling Clear: Start Time" is enabled. SP5-828-066 Default: enabled		
	3. The device can not connect in environments with multiple NetWare servers in the same NDS tree. (GFPR#RC05120001/RC06020010/RE06030007/RE06030001)		
	4. The SSID is shown as blank in the Configuration Page, even if the SSID has been configured. This will only happen if the SSID is exactly 32 characters in length.		
6.00	1st mass production		

Reissued: 02-May-07

Model: Model G-P2	Date: 18-May-06	No.: RG160003d
-------------------	-----------------	----------------

RTB Reissue

The items in bold italics have been corrected or added.

Subject: Firmware Release History (Websys)		Prepared by: S. Tomoe	
From: 1st Tech. Support Sec. Service Support Dept.			
Classification:	<input type="checkbox"/> Troubleshooting	<input type="checkbox"/> Part information	<input type="checkbox"/> Action required
	<input type="checkbox"/> Mechanical	<input type="checkbox"/> Electrical	<input type="checkbox"/> Service manual revision
	<input type="checkbox"/> Paper path	<input type="checkbox"/> Transmit/receive	<input type="checkbox"/> Retrofit information
	<input checked="" type="checkbox"/> Other ()		

This RTB has been issued to announce the firmware release information for the Websys.

Version	Program No.	Effective Date
1.06	G1615253D	May 2007 production
1.05	G1615253C	January 2007 production
1.04	G1615253B	September 2006 production
1.03	G1615253A	June 2006 production
1.02	G1615253	1st mass production

Version	Symptom Corrected
1.06	Symptom corrected: <ol style="list-style-type: none"> <i>1. The printing of stored jobs (e.g. Locked Print) is not shown in WIM's Job History. This only affects devices with the optional HDD.</i> <i>2. The XSS vulnerability on WIM. (TechMail#OTS-2007-2118)</i> <i>3. Using WeblmageMonitor in the Safari browser, address book back-up files cannot be downloaded.</i>
1.05	<ol style="list-style-type: none"> The device might stop replying to On-Demand Email Notification requests until the power is cycled if the device receives 10 or more requests at a time. The WeblmageMonitor service is stopped if a restoration of the addressbook is cancelled before completion. If a user tries to access WeblmageMonitor, a 404 error will be returned. Accessing the document server in WIM via an single sign-on server might result in "404 Not Found". This only happens if the url used to access WIM contains a "Host Name" and "Domain Name" (The "domain name" setting in the MFP is not blank.). It does not happen if the url contains an IP address. <p>Note: To fix this issue(#3), all of the following firmware must be applied:</p> <ul style="list-style-type: none"> - System firmware ver 1.07 or later - Websys firmware ver 1.05 or later - Network DocBox firmware ver 2.00.1 or later - Printer firmware ver 1.07 or later
1.04	WIM monitor contains wording errors. <ol style="list-style-type: none"> "Term of Validity" in German (Configuration > Security > Site Certificate).

Reissued: 02-May-07

Model: Model G-P2	Date: 18-May-06	No.: RG160003d
-------------------	-----------------	----------------

Version	Symptom Corrected
	<p>(Wrong) Laufzeit (Correct) Laufzeit der Gültigkeit Note: The above text contains special language-specific characters.</p> <p>2. Hold Print in German (Type column in Print Job List) (Wrong) Druck anhalt (Correct) Angehaltener Druck</p> <p>3. "Are you sure you want to uninstall it?" in Portuguese (Extended Feature Info. - This is shown as a confirmation before an SDK is uninstalled.) (Wrong) Tem a certeza de que não pretende desinstalar? (Correct) Tem a certeza de que pretende desinstalar? Note: The above text contains special language-specific characters.</p> <p>4. "Copy Extended Features" in Portuguese (Configuration > Extended Feature Settings). (Wrong) Funções avançadas de cópia (Correct) Copiar funções avançadas Note: The above text contains special language-specific characters.</p> <p>5. "Change SMTP Auth. Password" in Hungarian (Configuration > E-mail). (Wrong) SMTP jelszó módosítása (Correct) SMTP hitelesítési jelszó módosítása Note: The above text contains special language-specific characters.</p> <p>6. "Copy Extended Features" in Finnish (Configuration > Extended Feature Settings). (Wrong) Kopioinnin lisäominaisuudet (Correct) Kopioi lisäominaisuudet Note: The above text contains special language-specific characters.</p> <p>7. Key Display in Swedish (AddressBook > Add User) (Wrong) Tangentskärm (Correct) Tangentnamn Note: The above text contains special language-specific characters.</p>
1.03	<p>1. Some of the device settings specified using the WebSmartDeviceMonitor version2.0 Batch Configuration function, might not be applied to target devices.</p> <p>2. Errors in the way the French, Portuguese, and Danish for "Used Toner Bottle", are worded in Web Image Monitor.</p>
1.02	1st mass production

Reissued: 10-May-07

Model: Model G-P2	Date: 18-May-06	No.: RG160001f
-------------------	-----------------	----------------

RTB Reissue

The items in bold italics have been corrected or added.

Subject: Firmware Release History (Printer)		Prepared by: S. Tomoe	
From: 1st Tech. Support Sec. Service Support Dept.			
Classification:	<input type="checkbox"/> Troubleshooting <input type="checkbox"/> Mechanical <input type="checkbox"/> Paper path <input checked="" type="checkbox"/> Other ()	<input type="checkbox"/> Part information <input type="checkbox"/> Electrical <input type="checkbox"/> Transmit/receive	<input type="checkbox"/> Action required <input type="checkbox"/> Service manual revision <input type="checkbox"/> Retrofit information

This RTB has been issued to announce the firmware release information for the Printer.

Version	Program No.	Effective Date
1.08	G1615261F	May 2007 production
1.07	G1615261E	January 2007 production
1.05	G1615261D	October 2006 production
1.04	G1615261C	July 2006 production
1.03	G1615261B	July 2006 production
1.02	G1615261A	June 2006 production
1.01	G1615261	1st mass production

Version	Symptom Corrected
1.08	Symptom corrected: 1. After the device is powered-up, it might stay in the "Please wait." state indefinitely. This only affected devices that used an SNTP server and that had the "Auto Reset Timer" disabled.
1.07	Symptom corrected: 1. All pages of PS jobs containing a mix of simplex and duplex pages, are printed as simplex.(FPR#RC06070007). 2. PCL data might be printed as garbage characters after several hundred pages of PCL data are printed without a power-off. (Techmail#TS060753) . 3. PCL jobs that include separator pages might be printed as garbage characters (FPR#RC06040009/RC0610007). 4. PDF files printed using Adobe Acrobat and the RPCS driver might be missing characters or portions of characters. This occurs if both of the following conditions are met: - "Shift load to printer" selected for the RPCS driver's Job Load Distribution setting. - Image rotation required: Portrait document to LEF paper -or- Landscape document to SEF paper. 5. Accessing the document server in WIM via an single sign-on server might result in "404 Not Found".This only happens if the url

Reissued: 10-May-07

Model: Model G-P2	Date: 18-May-06	No.: RG160001f
-------------------	-----------------	----------------

Version	Symptom Corrected
	<p>used to access WIM contains a "Host Name" and "Domain Name" (The "domain name" setting in the MFP is not blank.). It does not happen if the url contains an IP address.</p> <p>Note: To fix this issue(#5), all of the following firmware must be applied:</p> <ul style="list-style-type: none"> - System firmware ver 1.07 or later - Websys firmware ver 1.05 or later - Network DocBox firmware ver 2.00.1 or later - Printer firmware ver 1.07 or later <p>Other changes:</p> <ol style="list-style-type: none"> 1. The device supports Unicode v3.0 fonts. Unicode v3.0 fonts for Japanese/Korean/Traditional Chinese/Simplified Chinese are only available with the Unicode Font Package for SAP.
1.05	<p>Other changes:</p> <p>Only the version of the firmware was changed, to match it with the version of the System firmware. (The firmware itself was not changed).</p>
1.04	<ol style="list-style-type: none"> 1. If a general user signs in without being authenticated and prints out a machine report, the counter for a different (authenticated) user is incremented. Note: Normally, the print should be counted as "Other". 2. The counter for Meter Charge Mode is displayed as a "Page Counter" on the LCD, even after "Development Counter" is selected. Note: The counter is displayed correctly on the counter sheet.
1.03	<p>Symptom corrected:</p> <p>The characters on the Color Test Chart and Color Sheet are not printed correctly. Changed: Faster rendering for RPCS full color images.</p>
1.02	<p>The device locks-up with the message "Setting change...." on the display panel while it is changing to Cardsave mode or Hex Dump mode.</p> <p>Note : After a time-out (Auto Reset Timer: default 60 sec), the machine will successfully be changed to Cardsave mode or Hex Dump mode.</p>
1.01	1st mass production

Reissued: 10-May-07

Model: Model G-P2	Date: 8-Jun-06	No.: RG160008d
-------------------	----------------	----------------

RTB Reissue

The items in bold italics have been corrected or added.

Subject: Firmware Release History (System)		Prepared by: S. Tomoe	
From: 1st Tech. Support Sec. Service Support Dept.			
Classification:	<input type="checkbox"/> Troubleshooting	<input type="checkbox"/> Part information	<input type="checkbox"/> Action required
	<input type="checkbox"/> Mechanical	<input type="checkbox"/> Electrical	<input type="checkbox"/> Service manual revision
	<input type="checkbox"/> Paper path	<input type="checkbox"/> Transmit/receive	<input type="checkbox"/> Retrofit information
	<input checked="" type="checkbox"/> Other ()		

This RTB has been issued to announce the firmware release information for the System.

Version	Program No.	Effective Date
1.08	G1615250E	May 2007 production
1.07	G1615250D	January 2007 production
1.05	G1615250C	October 2006 production
1.03	G1615250B	July 2006 production
1.02	G1615250A	June 2006 production
1.01	G1615250	1st mass production

Version	Symptom Corrected
1.08	<p>Symptoms corrected:</p> <ol style="list-style-type: none"> Printer does not respond to stand-alone scanners that are connected by USB. This results in the error message "Cannot connect or find the specified printer. Click [Back] to continue." being displayed in Web Status Monitor. This only occurs if the Paper Source Tray has been configured (in Web status Monitor of the scanner). Entries such as "usercode/username" in the Job Log or Access Log might be shown incorrectly in Web SmartDeviceMonitor ver 2.x. This only occurs if there are a large number of entries. SC868 occurred when the CVM Card is corrupted. (FPR#: RC06110007) It is impossible to select any application button in User Tools and SP mode. <p>Note: This symptom occurs under the following conditions.</p> <ul style="list-style-type: none"> The machine is connected to the @Remote system (SP5-816-003 is set to "1"). The controller board has just been replaced. <ol style="list-style-type: none"> Communication between RC Gate (external and embedded) and the device does not work properly.
1.07	<ol style="list-style-type: none"> Sometimes, the machine does not switch over to Energy Saver mode. A proxy server error occurs if the main power is turned ON/OFF while the machine is connected to RC-Gate (@Remote). The default setting for an Auto SC Call (@Remote) was changed from OFF to ON.

Reissued: 10-May-07

Model: Model G-P2		Date: 8-Jun-06	No.: RG160008d
Version	Symptom Corrected		
	<ol style="list-style-type: none"> 4. The job log will become corrupted and can no longer be uploaded to WebSmartDeviceMonitor ver 2.0 if the MFP power is cycled while a job is being processed. 5. The device is unable to follow an LDAP search reference if the device and LDAP server are communicating via SSL. This problem affects the following functions: <ul style="list-style-type: none"> - LDAP Search - LDAP Connection Test - LDAP Authentication - Windows Authentication 6. ROM updates will fail via WebImageMonitor if the Transfer Log Setting is On. 7. Accessing the document server in WIM via an single sign-on server might result in "404 Not Found". This only happens if the url used to access WIM contains a "Host Name" and "Domain Name" (The "domain name" setting in the MFP is not blank.). It does not happen if the url contains an IP address. <p>Note: To fix this issue(#7), all of the following firmware must be applied:</p> <ul style="list-style-type: none"> - System firmware ver 1.07 or later - Websys firmware ver 1.05 or later - Network DocBox firmware ver 2.00.1 or later - Printer firmware ver 1.07 or later 		
1.05	<ol style="list-style-type: none"> 1. SC819 error might occur if the device is restarted during a remote firmware update. 2. The machine might freeze during a detailed self-diagnostic. 3. SC990 occurs when the machine prints out the SMC report. 4. Wording errors: English, Italian, Norwegian, Portuguese, Spanish, German, Hungarian, Finnish and Swedish. 		
1.03	<ol style="list-style-type: none"> 1. Symptom corrected: SC670 or SC991 occurs if the machine is connected to @Remote (Cumin). 2. Fixed: The SDK application might not be installed using WIM. 		
1.02	<ol style="list-style-type: none"> 1. The device that has the 'Authentication: High Security' setting might not be able to authenticate a valid user on an LDAP server. This only occurs if the user name contains non-ASCII characters. This problem effects the following functions: <ul style="list-style-type: none"> - LDAP Search - LDAP Connection Test 		

Reissued: 10-May-07

Model: Model G-P2		Date: 8-Jun-06	No.: RG160008d
Version	Symptom Corrected		
	<ul style="list-style-type: none">- LDAP Authentication2. Either the scanner or fax applications, or the entire device might stall if an LDAP search reference; recursively spans 3 or more servers.3. The following functions might not work correctly.<ul style="list-style-type: none">- Add/change/delete users or groups from the Address Book via the display panel/Web Image Monitor/SmartDeviceMonitor for Admin.- All Administrator Authentication and User Authentication functions.4. Devices configured using the WebSmartDeviceMonitor version2.0 Batch Configuration function, will automatically have the 'LDAP Search Timeout(SP5-846-010 default: 60 sec)' setting configured as 0. As a result, all LDAP Searches might fail.5. Parts of the Czech, Polish and Hungarian versions of WebImageMonitor might appear garbled.6. The debug logging data cannot be stored in an SD card.7. The @Remote center cannot obtain the temperature/humidity data.		
1.01	1st mass production		

Reissued: 13-Jun-07

Model: Model G-P2	Date: 18-May-06	No.: RG160004e
-------------------	-----------------	----------------

RTB Reissue

The items in bold italics have been added.

Subject: Firmware Release History (NIB)		Prepared by: K. Moriizumi	
From: 1st Tech. Support Sec. Service Support Dept.			
Classification:	<input type="checkbox"/> Troubleshooting <input type="checkbox"/> Mechanical <input type="checkbox"/> Paper path <input checked="" type="checkbox"/> Other ()	<input type="checkbox"/> Part information <input type="checkbox"/> Electrical <input type="checkbox"/> Transmit/receive	<input type="checkbox"/> Action required <input type="checkbox"/> Service manual revision <input type="checkbox"/> Retrofit information

This RTB has been issued to announce the firmware release information for the NIB.

Version	Program No.	Effective Date
6.05.5	G1615252E	July 2007 production
6.05.4	G1615252D	May 2007 production
6.05.1	G1615252C	January 2007 production
6.05	G1615252B	September 2006 production
6.03	G1615252A	June 2006 production
6.00	G1615252	1st mass production

Version	Symptom Corrected
6.05.5	Symptom corrected: 1. SMB folders cannot be registered in the address book. (TechMail#OTS-2007-1913) 2. Extra steps are required if a user provides an invalid username or password for Scan to SMB. (TechMail#OTS-2007-1913)
6.05.4	Symptom corrected: 1. A 404 error will be returned by WIM after the "Date and time" setting is configured via a WebSmartDeviceMonitor ver.2.0 Batch Configuration. 2. The device will not be registered with a DNS server by a DHCP relay agent. 3. The device fails to renew with the DDNS server, it will not try again. 4. IPP clients might not print to devices that joined the network using mDNS (Bonjour).
6.05.1	1. The device cannot login to Windows Vista via SMB. 2. SMB printing is sporadically unavailable. 3. The device might be unable to obtain an IP address from a DHCP Server through a DHCP Relay Agent (FPR#RE06110003/RE06110011/RC06120002).
6.05	1. Fixed: The device might not be able to retrieve an IP address from a DHCP server under specific conditions (GFPR#RC06060003). 2. Fixed: Some mmesg logs or portions of mmesg logs cannot be acquired using RlogTool v2.X. (TechMail#TS060625)
6.03	1. The device might not obtain an IP address from DHCP server if Autonet is disabled. In some cases, "Cannot connect with DHCP Server.(101)" will be displayed on the operation panel.

Reissued: 13-Jun-07

Model: Model G-P2		Date: 18-May-06	No.: RG160004e
Version	Symptom Corrected		
	<p>2. Recycling the power causes all jobs that sent via sftp to be deleted from the sftp spool and the error message "#[brmspl YY/MM/DD hh:mm:ss Nothing target APL. ERR:" will be written in the system log.</p> <p>Conditions of occurrence:</p> <ul style="list-style-type: none"> - "Spool Printing" is enabled. Display Panel->System Default: disabled - "Job Spooling (Protocol)" for sftp is enabled. SP5-828-069 BitSwitch#6 Default: enabled - "Job Spooling Clear: Start Time" is enabled. SP5-828-066 Default: enabled <p>3. The device can not connect in environments with multiple NetWare servers in the same NDS tree. (GFPR#RC05120001/RC06020010/RE06030007/RE06030001)</p> <p>4. The SSID is shown as blank in the Configuration Page, even if the SSID has been configured. This will only happen if the SSID is exactly 32 characters in length.</p>		
6.00	1st mass production		

Reissued: 21-Jun-07

Model: Model G-P2	Date: 8-Jun-06	No.: RG160008e
-------------------	----------------	----------------

RTB Reissue

The items in bold italics have been corrected or added.

Subject: Firmware Release History (System)		Prepared by: K.Moriizumi	
From: 1st Tech. Support Sec. Service Support Dept.			
Classification:	<input type="checkbox"/> Troubleshooting	<input type="checkbox"/> Part information	<input type="checkbox"/> Action required
	<input type="checkbox"/> Mechanical	<input type="checkbox"/> Electrical	<input type="checkbox"/> Service manual revision
	<input type="checkbox"/> Paper path	<input type="checkbox"/> Transmit/receive	<input type="checkbox"/> Retrofit information
	<input checked="" type="checkbox"/> Other ()		

This RTB has been issued to announce the firmware release information for the System.

Version	Program No.	Effective Date
1.09	G1615250F	July 2007 production
1.08	G1615250E	May 2007 production
1.07	G1615250D	January 2007 production
1.05	G1615250C	October 2006 production
1.03	G1615250B	July 2006 production
1.02	G1615250A	June 2006 production
1.01	G1615250	1st mass production

Version	Symptom Corrected
1.09	<i>(Minor changes applied for the Japan model only).</i>
1.08	<p>Symptom corrected:</p> <ol style="list-style-type: none"> Printer does not respond to stand-alone scanners that are connected by USB. This results in the error message "Cannot connect or find the specified printer. Click [Back] to continue." being displayed in Web Status Monitor. This only occurs if the Paper Source Tray has been configured (in Web status Monitor of the scanner). Entries such as "usercode/username" in the Job Log or Access Log, might be shown incorrectly in Web SmartDeviceMonitor ver 2.x. This only occurs if there are a large number of entries. SC868 is occurred when the CVM Card is corrupted. (FPR#: RC06110007) It is impossible to select any application button in User Tools and SP mode. Note: This symptom occurs under the following conditions. <ul style="list-style-type: none"> The machine is connected to the @Remote system (SP5-816-003 is set to "1"). The controller board has just been replaced. Communication between RC Gate (external and embedded) and the device

Reissued: 21-Jun-07

Model: Model G-P2		Date: 8-Jun-06	No.: RG160008e
Version	Symptom Corrected		
	does not work properly.		
1.07	<ol style="list-style-type: none"> Sometimes, the machine does not switch over to Energy Saver mode. A proxy server error occurs if the main power is turned ON/OFF while the machine is connected to RC-Gate (@Remote). The default setting for an Auto SC Call (@Remote) was changed from OFF to ON. The job log will become corrupted and can no longer be uploaded to WebSmartDeviceMonitor ver 2.0 if the MFP power is cycled while a job is being processed. The device is unable to follow an LDAP search reference if the device and LDAP server are communicating via SSL. This problem affects the following functions: <ul style="list-style-type: none"> - LDAP Search - LDAP Connection Test - LDAP Authentication - Windows Authentication ROM updates will fail via WebImageMonitor if the Transfer Log Setting is On. Accessing the document server in WIM via an single sign-on server might result in "404 Not Found". This only happens if the url used to access WIM contains a "Host Name" and "Domain Name" (The "domain name" setting in the MFP is not blank.). It does not happen if the url contains an IP address. <p>Note: To fix this issue(#7), all of the following firmware must be applied:</p> <ul style="list-style-type: none"> - System firmware ver 1.07 or later - Websys firmware ver 1.05 or later - Network DocBox firmware ver 2.00.1 or later - Printer firmware ver 1.07 or later 		
1.05	<ol style="list-style-type: none"> SC819 error might occur if the device is restarted during a remote firmware update. The machine might freeze during a detailed self-diagnostic. SC990 occurs when the machine prints out the SMC report. Wording errors: English, Italian, Norwegian, Portuguese, Spanish, German, Hungarian, Finnish and Swedish. 		

Reissued: 21-Jun-07

Model: Model G-P2		Date: 8-Jun-06	No.: RG160008e
Version	Symptom Corrected		
1.03	<ol style="list-style-type: none"> Symptom corrected: SC670 or SC991 occurs if the machine is connected to @Remote (Cumin). Fixed: The SDK application might not be installed using WIM. 		
1.02	<ol style="list-style-type: none"> The device that has the 'Authentication: High Security' setting might not be able to authenticate a valid user on an LDAP server. This only occurs if the user name contains non-ASCII characters. This problem effects the following functions: <ul style="list-style-type: none"> - LDAP Search - LDAP Connection Test - LDAP Authentication Either the scanner or fax applications, or the entire device might stall if an LDAP search reference; recursively spans 3 or more servers. The following functions might not work correctly. <ul style="list-style-type: none"> - Add/change/delete users or groups from the Address Book via the display panel/Web Image Monitor/SmartDeviceMonitor for Admin. - All Administrator Authentication and User Authentication functions. Devices configured using the WebSmartDeviceMonitor version2.0 Batch Configuration function, will automatically have the 'LDAP Search Timeout(SP5-846-010 default: 60 sec)' setting configured as 0. As a result, all LDAP Searches might fail. Parts of the Czech, Polish and Hungarian versions of WebImageMonitor might appear garbled. The debug logging data cannot be stored in an SD card. The @Remote center cannot obtain the temperature/humidity data. 		
1.01	1st mass production		

Reissued: 28-Dec-07

Model: Model G-P2	Date: 18-May-06	No.: RG160001g
-------------------	-----------------	----------------

RTB Reissue

The items in bold italics have been corrected or added.

Subject: Firmware Release History (Printer)		Prepared by: K.Moriizumi	
From: 1st Tech. Support Sec. Service Support Dept.			
Classification:	<input type="checkbox"/> Troubleshooting <input type="checkbox"/> Mechanical <input type="checkbox"/> Paper path <input checked="" type="checkbox"/> Other ()	<input type="checkbox"/> Part information <input type="checkbox"/> Electrical <input type="checkbox"/> Transmit/receive	<input type="checkbox"/> Action required <input type="checkbox"/> Service manual revision <input type="checkbox"/> Retrofit information

This RTB has been issued to announce the firmware release information for the Printer.

Version	Program No.	Effective Date
1.09	G1615261G	July 2007 production
1.08	G1615261F	May 2007 production
1.07	G1615261E	January 2007 production
1.05	G1615261D	October 2006 production
1.04	G1615261C	July 2006 production
1.03	G1615261B	July 2006 production
1.02	G1615261A	June 2006 production
1.01	G1615261	1st mass production

Version	Symptom Corrected
1.09	Symptom corrected: <ol style="list-style-type: none"> <i>If the delete or print button is pressed repeatedly, the message "No jobs exist" might be displayed on the Operation Panel even if stored jobs (Sample Print/Hold Print/Stored Print) do exist on the device HDD.</i> <i>PCL jobs containing character codes that are not on the font SD card might cause the device to stall.</i> <i>Jobs containing bitmapped PCL fonts might cause the device to stall.</i> <i>When the job is created using SAP DeviceType or Barcode &OCR package for SAP System DT, the following issues will occur.</i> <ul style="list-style-type: none"> <i>When sending a BOP job, the printer status stays at "Processing" and the job is not printed.</i> <i>Memory leak occurs when printing a bitmap font with insufficient memory condition.</i>
1.08	Symptom corrected: <ol style="list-style-type: none"> After the device is powered-up, it might stay in the "Please wait." state indefinitely. This only affected devices that used an SNTP server and that had the "Auto Reset Timer" disabled.
1.07	Symptom corrected: <ol style="list-style-type: none"> All pages of PS jobs containing a mix of simplex and duplex pages, are printed as simplex.(FPR#RC06070007). PCL data might be printed as garbage characters after several hundred pages of PCL data are printed without a power-off. (Techmail#TS060753) . PCL jobs that include separator pages might be printed as garbage

Reissued: 28-Dec-07

Model: Model G-P2		Date: 18-May-06	No.: RG160001g
Version	Symptom Corrected		
	<p>characters (FPR#RC06040009/RC0610007).</p> <p>4. PDF files printed using Adobe Acrobat and the RPCS driver might be missing characters or portions of characters. This occurs if both of the following conditions are met:</p> <ul style="list-style-type: none"> - "Shift load to printer" selected for the RPCS driver's Job Load Distribution setting. - Image rotation required: Portrait document to LEF paper -or- Landscape document to SEF paper. <p>5. Accessing the document server in WIM via an single sign-on server might result in "404 Not Found". This only happens if the url used to access WIM contains a "Host Name" and "Domain Name" (The "domain name" setting in the MFP is not blank.). It does not happen if the url contains an IP address.</p> <p>Note: To fix this issue(#5), all of the following firmware must be applied:</p> <ul style="list-style-type: none"> - System firmware ver 1.07 or later - Websys firmware ver 1.05 or later - Network DocBox firmware ver 2.00.1 or later - Printer firmware ver 1.07 or later <p>Other changes:</p> <p>1. The device supports Unicode v3.0 fonts. Unicode v3.0 fonts for Japanese/Korean/Traditional Chinese/Simplified Chinese are only available with the Unicode Font Package for SAP.</p>		
1.05	<p>Other changes:</p> <p>Only the version of the firmware was changed, to match it with the version of the System firmware.</p> <p>(The firmware itself was not changed).</p>		
1.04	<p>1. If a general user signs in without being authenticated and prints out a machine report, the counter for a different (authenticated) user is incremented.</p> <p>Note: Normally, the print should be counted as "Other".</p> <p>2. The counter for Meter Charge Mode is displayed as a "Page Counter" on the LCD, even after "Development Counter" is selected.</p> <p>Note: The counter is displayed correctly on the counter sheet.</p>		
1.03	<p>Symptom corrected:</p> <p>The characters on the Color Test Chart and Color Sheet are not printed correctly.</p> <p>Changed: Faster rendering for RPCS full color images.</p>		
1.02	<p>The device locks-up with the message "Setting change...." on the display panel while it is changing to Cardsave mode or Hex Dump mode.</p> <p>Note : After a time-out (Auto Reset Timer: default 60 sec), the machine will successfully be changed to Cardsave mode or Hex Dump mode.</p>		
1.01	1st mass production		

Reissued: 25-Jan-08

Model: Model G-P2	Date: 18-May-06	No.: RG160001h
-------------------	-----------------	----------------

RTB Reissue

The items in bold italics have been corrected or added.

Subject: Firmware Release History (Printer)		Prepared by: K.Moriizumi	
From: 1st Tech. Support Sec. Service Support Dept.			
Classification:	<input type="checkbox"/> Troubleshooting <input type="checkbox"/> Part information <input type="checkbox"/> Action required		
	<input type="checkbox"/> Mechanical <input type="checkbox"/> Electrical <input type="checkbox"/> Service manual revision		
	<input type="checkbox"/> Paper path <input type="checkbox"/> Transmit/receive <input type="checkbox"/> Retrofit information		
	<input checked="" type="checkbox"/> Other ()		

This RTB has been issued to announce the firmware release information for the Printer.

Version	Program No.	Effective Date
1.10	G1615261H	September 2007 production
1.09	G1615261G	July 2007 production
1.08	G1615261F	May 2007 production
1.07	G1615261E	January 2007 production
1.05	G1615261D	October 2006 production
1.04	G1615261C	July 2006 production
1.03	G1615261B	July 2006 production
1.02	G1615261A	June 2006 production
1.01	G1615261	1st mass production

Version	Symptom Corrected
1.10	Symptom corrected: <ol style="list-style-type: none"> <i>All pages in a mixed simplex/duplex job will be assigned the same simplex/duplex setting as the first page. This only affected jobs submitted using the RPCS driver's API.</i> <i>Various printing anomalies when printing PowerPoint2007 jobs that have Autoshapes and shadows.</i> <i>This can occur if printing with both of the following RPCS driver settings:</i> <ul style="list-style-type: none"> <i>Resolution: 1800 x 600 dpi</i> <i>Job Load Distribution: Shift load to driver</i>
1.09	Symptom corrected: <ol style="list-style-type: none"> If the delete or print button is pressed repeatedly, the message "No jobs exist" might be displayed on the Operation Panel even if stored jobs (Sample Print/Hold Print/Stored Print) do exist on the device HDD. PCL jobs containing character codes that are not on the font SD card, might cause the device to stall. Jobs containing bitmapped PCL fonts might cause the device to stall. When the job is created using SAP DeviceType or Barcode &OCR package for SAP System DT, the following issues will occur. <ul style="list-style-type: none"> When sending a BOP job, the printer status stays at "Processing" and the job is not printed. Memory leak occurs when printing a bitmap font with insufficient memory

Reissued: 25-Jan-08

Model: Model G-P2		Date: 18-May-06	No.: RG160001h
Version	Symptom Corrected		
	condition.		
1.08	Symptom corrected: 1. After the device is powered-up, it might stay in the "Please wait." state indefinitely. This only affected devices that used an SNTP server and that had the "Auto Reset Timer" disabled.		
1.07	Symptom corrected: 1. All pages of PS jobs containing a mix of simplex and duplex pages, are printed as simplex.(FPR#RC06070007). 2. PCL data might be printed as garbage characters after several hundred pages of PCL data are printed without a power-off. (Techmail#TS060753) . 3. PCL jobs that include separator pages might be printed as garbage characters (FPR#RC06040009/RC0610007). 4. PDF files printed using Adobe Acrobat and the RPCS driver might be missing characters or portions of characters. This occurs if both of the following conditions are met: - "Shift load to printer" selected for the RPCS driver's Job Load Distribution setting. - Image rotation required: Portrait document to LEF paper -or- Landscape document to SEF paper. 5. Accessing the document server in WIM via an single sign-on server might result in "404 Not Found".This only happens if the url used to access WIM contains a "Host Name" and "Domain Name" (The "domain name" setting in the MFP is not blank.). It does not happen if the url contains an IP address. Note: To fix this issue(#5), all of the following firmware must be applied: - System firmware ver 1.07 or later - Websys firmware ver 1.05 or later - Network DocBox firmware ver 2.00.1 or later - Printer firmware ver 1.07 or later Other changes: 1. The device supports Unicode v3.0 fonts. Unicode v3.0 fonts for Japanese/Korean/Traditional Chinese/Simplified Chinese are only available with the Unicode Font Package for SAP.		
1.05	Other changes: Only the version of the firmware was changed, to match it with the version of the System firmware. (The firmware itself was not changed).		
1.04	1. If a general user signs in without being authenticated and prints out a machine report, the counter for a different (authenticated) user is incremented. Note: Normally, the print should be counted as "Other". 2. The counter for Meter Charge Mode is displayed as a "Page Counter"on the LCD, even after "Development Counter" is selected. Note: The counter is displayed correctly on the counter sheet.		
1.03	Symptom corrected: The characters on the Color Test Chart and Color Sheet are not printed correctly. Changed: Faster rendering for RPCS full color images.		

Reissued: 25-Jan-08

Model: Model G-P2		Date: 18-May-06	No.: RG160001h
Version	Symptom Corrected		
1.02	The device locks-up with the message "Setting change...." on the display panel while it is changing to Cardsave mode or Hex Dump mode. Note : After a time-out (Auto Reset Timer: default 60 sec), the machine will successfully be changed to Cardsave mode or Hex Dump mode.		
1.01	1st mass production		

Reissued: 25-Jan-08

Model: Model G-P2	Date: 8-Jun-06	No.: RG160008f
-------------------	----------------	----------------

RTB Reissue

The items in bold italics have been corrected or added.

Subject: Firmware Release History (System)		Prepared by: K.Moriizumi	
From: 1st Tech. Support Sec. Service Support Dept.			
Classification:	<input type="checkbox"/> Troubleshooting <input type="checkbox"/> Part information <input type="checkbox"/> Action required		
	<input type="checkbox"/> Mechanical <input type="checkbox"/> Electrical <input type="checkbox"/> Service manual revision		
	<input type="checkbox"/> Paper path <input type="checkbox"/> Transmit/receive <input type="checkbox"/> Retrofit information		
	<input checked="" type="checkbox"/> Other ()		

This RTB has been issued to announce the firmware release information for the System.

Version	Program No.	Effective Date
1.10	G1615250G	September 2007 production
1.09	G1615250F	July 2007 production
1.08	G1615250E	May 2007 production
1.07	G1615250D	January 2007 production
1.05	G1615250C	October 2006 production
1.03	G1615250B	July 2006 production
1.02	G1615250A	June 2006 production
1.01	G1615250	1st mass production

Version	Symptom Corrected
1.10	Symptom corrected: <ol style="list-style-type: none"> <i>If the power is turned OFF/ON during a Remote Firmware Update (RFU), and the Data Overwrite Security option is installed, the update is not automatically retried when the printer reboots.</i> <i>RFU cannot be performed while the printer is booting up.</i> <i>The job processing speed is slower when the DataOverwriteSecurity option is installed.</i> <i>The device might not be able to access the network under the following conditions (FPR#RC07050005):</i> <ul style="list-style-type: none"> <i>The device is connected to a hub that has link flapping enabled.</i> <i>The device "Ethernet speed" is not "Auto".</i> <i>The device sporadically fails to login to an Integration server.</i>
1.09	(Minor changes applied for the Japan model only).
1.08	Symptom corrected: <ol style="list-style-type: none"> Printer does not respond to stand-alone scanners that are connected by USB. This results in the error message "Cannot connect or find the specified printer. Click [Back] to continue." being displayed in Web Status Monitor. This only occurs if the Paper Source Tray has been configured (in Web status Monitor of the scanner). Entries such as "usercode/username" in the Job Log or Access Log, might be shown incorrectly in Web SmartDeviceMonitor ver 2.x. This only occurs if there are a large number of entries.

Reissued: 25-Jan-08

Model: Model G-P2		Date: 8-Jun-06	No.: RG160008f
Version	Symptom Corrected		
	3. SC868 is occurred when the CVM Card is corrupted. (FPR#: RC06110007) 4. It is impossible to select any application button in User Tools and SP mode. Note: This symptom occurs under the following conditions. – The machine is connected to the @Remote system (SP5-816-003 is set to "1"). – The controller board has just been replaced. 5. Communication between RC Gate (external and embedded) and the device does not work properly.		
1.07	1. Sometimes, the machine does not switch over to Energy Saver mode. 2. A proxy server error occurs if the main power is turned ON/OFF while the machine is connected to RC-Gate (@Remote). 3. The default setting for an Auto SC Call (@Remote) was changed from OFF to ON. 4. The job log will become corrupted and can no longer be uploaded to WebSmartDeviceMonitor ver 2.0 if the MFP power is cycled while a job is being processed. 5. The device is unable to follow an LDAP search reference if the device and LDAP server are communicating via SSL. This problem affects the following functions: - LDAP Search - LDAP Connection Test - LDAP Authentication - Windows Authentication 6. ROM updates will fail via WebImageMonitor if the Transfer Log Setting is On. 7. Accessing the document server in WIM via an single sign-on server might result in "404 Not Found". This only happens if the url used to access WIM contains a "Host Name" and "Domain Name" (The "domain name" setting in the MFP is not blank.). It does not happen if the url contains an IP address. Note: To fix this issue(#7), all of the following firmware must be applied: - System firmware ver 1.07 or later - Websys firmware ver 1.05 or later - Network DocBox firmware ver 2.00.1 or later - Printer firmware ver 1.07 or later		
1.05	1. SC819 error might occur if the device is restarted during a remote firmware update. 2. The machine might freeze during a detailed self-diagnostic. 3. SC990 occurs when the machine prints out the SMC report. 4. Wording errors: English, Italian, Norwegian, Portuguese, Spanish, German, Hungarian, Finnish and Swedish.		
1.03	1. Symptom corrected: SC670 or SC991 occurs if the machine is connected to @Remote (Cumin). 2. Fixed: The SDK application might not be installed using WIM.		
1.02	1. The device that has the 'Autentication: High Security' setting might not be able to authenticate a valid user on an LDAP server. This only occurs if the user name contains non-ASCII characters. This problem effects the following functions: - LDAP Search		

Reissued: 25-Jan-08

Model: Model G-P2		Date: 8-Jun-06	No.: RG160008f
Version	Symptom Corrected		
	<ul style="list-style-type: none"> - LDAP Connection Test - LDAP Authentication <ol style="list-style-type: none"> 2. Either the scanner or fax applications, or the entire device might stall if an LDAP search reference; recursively spans 3 or more servers. 3. The following functions might not work correctly. <ul style="list-style-type: none"> - Add/change/delete users or groups from the Address Book via the display panel/Web Image Monitor/SmartDeviceMonitor for Admin. - All Administrator Authentication and User Authentication functions. 4. Devices configured using the WebSmartDeviceMonitor version2.0 Batch Configuration function, will automatically have the 'LDAP Search Timeout(SP5-846-010 default: 60 sec)' setting configured as 0. As a result, all LDAP Searches might fail. 5. Parts of the Czech, Polish and Hungarian versions of WebImageMonitor might appear garbled. 6. The debug logging data cannot be stored in an SD card. 7. The @Remote center cannot obtain the temperature/humidity data. 		
1.01	1st mass production		

Reissued: 29-Jan-08

Model: Model G-P2	Date: 18-May-06	No.: RG160001i
-------------------	-----------------	----------------

RTB Reissue

The items in bold italics have been corrected or added.

Subject: Firmware Release History (Printer)		Prepared by: K.Moriizumi	
From: 1st Tech. Support Sec. Service Support Dept.			
Classification:	<input type="checkbox"/> Troubleshooting	<input type="checkbox"/> Part information	<input type="checkbox"/> Action required
	<input type="checkbox"/> Mechanical	<input type="checkbox"/> Electrical	<input type="checkbox"/> Service manual revision
	<input type="checkbox"/> Paper path	<input type="checkbox"/> Transmit/receive	<input type="checkbox"/> Retrofit information
	<input checked="" type="checkbox"/> Other ()		

This RTB has been issued to announce the firmware release information for the Printer.

Version	Program No.	Effective Date
1.11	G1615261J	January 2008 production
1.10	G1615261H	September 2007 production
1.09	G1615261G	July 2007 production
1.08	G1615261F	May 2007 production
1.07	G1615261E	January 2007 production
1.05	G1615261D	October 2006 production
1.04	G1615261C	July 2006 production
1.03	G1615261B	July 2006 production
1.02	G1615261A	June 2006 production
1.01	G1615261	1st mass production

Version	Symptom Corrected
1.11	Symptom corrected: 1. PCL jobs containing fonts with a number of characters that is evenly divisible by 256 might cause the device to stall. (GFPR#RE0706006, RA07090001) 2. Subsequent PCL jobs will be canceled after the device prints a large number of jobs (more than 2000) submitted by the PCL 6 driver. (GFPR#RE07080008)
1.10	Symptom corrected: 1. All pages in a mixed simplex/duplex job will be assigned the same simplex/duplex setting as the first page. This only affected jobs submitted using the RPCS driver's API. 2. Various printing anomalies when printing PowerPoint2007 jobs that have Autoshapes and shadows. This can occur if printing with both of the following RPCS driver settings: - Resolution: 1800 x 600 dpi - Job Load Distribution: Shift load to driver
1.09	Symptom corrected: 1. If the delete or print button is pressed repeatedly, the message "No jobs exist" might be displayed on the Operation Panel even if stored jobs (Sample Print/Hold Print/Stored Print) do exist on the device HDD. 2. PCL jobs containing character codes that are not on the font SD card, might

Reissued: 29-Jan-08

Model: Model G-P2		Date: 18-May-06	No.: RG160001i
Version	Symptom Corrected		
	<p>cause the device to stall.</p> <ol style="list-style-type: none"> Jobs containing bitmapped PCL fonts might cause the device to stall. When the job is created using SAP DeviceType or Barcode & OCR package for SAP System DT, the following issues will occur. <ul style="list-style-type: none"> When sending a BOP job, the printer status stays at "Processing" and the job is not printed. Memory leak occurs when printing a bitmap font with insufficient memory condition. 		
1.08	<p>Symptom corrected:</p> <ol style="list-style-type: none"> After the device is powered-up, it might stay in the "Please wait." state indefinitely. This only affected devices that used an SNTP server and that had the "Auto Reset Timer" disabled. 		
1.07	<p>Symptom corrected:</p> <ol style="list-style-type: none"> All pages of PS jobs containing a mix of simplex and duplex pages, are printed as simplex.(FPR#RC06070007). PCL data might be printed as garbage characters after several hundred pages of PCL data are printed without a power-off. (Techmail#TS060753) . PCL jobs that include separator pages might be printed as garbage characters (FPR#RC06040009/RC0610007). PDF files printed using Adobe Acrobat and the RPCS driver might be missing characters or portions of characters. This occurs if both of the following conditions are met: <ul style="list-style-type: none"> "Shift load to printer" selected for the RPCS driver's Job Load Distribution setting. Image rotation required: Portrait document to LEF paper -or- Landscape document to SEF paper. Accessing the document server in WIM via an single sign-on server might result in "404 Not Found".This only happens if the url used to access WIM contains a "Host Name" and "Domain Name" (The "domain name" setting in the MFP is not blank.). It does not happen if the url contains an IP address. <p>Note: To fix this issue(#5), all of the following firmware must be applied:</p> <ul style="list-style-type: none"> System firmware ver 1.07 or later Websys firmware ver 1.05 or later Network DocBox firmware ver 2.00.1 or later Printer firmware ver 1.07 or later <p>Other changes:</p> <ol style="list-style-type: none"> The device supports Unicode v3.0 fonts. Unicode v3.0 fonts for Japanese/Korean/Traditional Chinese/Simplified Chinese are only available with the Unicode Font Package for SAP. 		
1.05	<p>Other changes:</p> <p>Only the version of the firmware was changed, to match it with the version of the System firmware.</p> <p>(The firmware itself was not changed).</p>		

Reissued: 29-Jan-08

Model: Model G-P2		Date: 18-May-06	No.: RG160001i
Version	Symptom Corrected		
1.04	<p>1. If a general user signs in without being authenticated and prints out a machine report, the counter for a different (authenticated) user is incremented. Note: Normally, the print should be counted as "Other".</p> <p>2. The counter for Meter Charge Mode is displayed as a "Page Counter" on the LCD, even after "Development Counter" is selected. Note: The counter is displayed correctly on the counter sheet.</p>		
1.03	<p>Symptom corrected: The characters on the Color Test Chart and Color Sheet are not printed correctly. Changed: Faster rendering for RPCS full color images.</p>		
1.02	<p>The device locks-up with the message "Setting change...." on the display panel while it is changing to Cardsave mode or Hex Dump mode. Note : After a time-out (Auto Reset Timer: default 60 sec), the machine will successfully be changed to Cardsave mode or Hex Dump mode.</p>		
1.01	1st mass production		

Reissued: 29-Jan-08

Model: Model G-P2	Date: 8-Jun-06	No.: RG160008g
-------------------	----------------	----------------

RTB Reissue

The items in bold italics have been corrected or added.

Subject: Firmware Release History (System)		Prepared by: K.Moriizumi	
From: 1st Tech. Support Sec. Service Support Dept.			
Classification:	<input type="checkbox"/> Troubleshooting	<input type="checkbox"/> Part information	<input type="checkbox"/> Action required
	<input type="checkbox"/> Mechanical	<input type="checkbox"/> Electrical	<input type="checkbox"/> Service manual revision
	<input type="checkbox"/> Paper path	<input type="checkbox"/> Transmit/receive	<input type="checkbox"/> Retrofit information
	<input checked="" type="checkbox"/> Other ()		

This RTB has been issued to announce the firmware release information for the System.

Version	Program No.	Effective Date
1.11	G1615250H	January 2008 production
1.10	G1615250G	September 2007 production
1.09	G1615250F	July 2007 production
1.08	G1615250E	May 2007 production
1.07	G1615250D	January 2007 production
1.05	G1615250C	October 2006 production
1.03	G1615250B	July 2006 production
1.02	G1615250A	June 2006 production
1.01	G1615250	1st mass production

Version	Symptom Corrected
1.11	<p>Symptom corrected:</p> <ol style="list-style-type: none"> 2 separate jobs are stored on the HDD as a single job with overlapping page images. This can only happen if all of the following conditions occur: <ol style="list-style-type: none"> The device stalls while the first job is being stored to the HDD. After the stall, the printer is rebooted and another job is submitted for storage. The first and second store must be to/from the same application (Copy/Scanner/Printer). <p>Other changes:</p> <ol style="list-style-type: none"> The new features of "Embedded Software Architecture SD card Ver.2.11 (SDK/J SDcard Ver.2.11)" are now supported. For the details of these features, please refer to the release notes for "Embedded Software Architecture SD card Ver.2.11 (SDK/J SDcard Ver.2.11)".
1.10	<p>Symptom corrected:</p> <ol style="list-style-type: none"> If the power is turned OFF/ON during a Remote Firmware Update (RFU), and the Data Overwrite Security option is installed, the update is not automatically retried when the printer reboots. RFU cannot be performed while the printer is booting up. The job processing speed is slower when the DataOverwriteSecurity option is installed.

Reissued: 29-Jan-08

Model: Model G-P2		Date: 8-Jun-06	No.: RG160008g
Version	Symptom Corrected		
	4. Device might not be able to access the network under the following conditions (FPR#RC07050005): <ul style="list-style-type: none"> - The device is conneted to a HUB that has link flapping enabled. - The device "Ethernet speed" is not "Auto". 5. The device sporadically fails to login to an Integration server.		
1.09	(Minor changes applied for the Japan model only).		
1.08	Symptom corrected: <ol style="list-style-type: none"> 1. Printer does not respond to stand-alone scanners that are connected by USB. This results in the error message "Cannot connect or find the specified printer. Click [Back] to continue." being displayed in Web Status Monitor. This only occurs if the Paper Source Tray has been configured (in Web status Monitor of the scanner). 2. Entries such as "usercode/username" in the Job Log or Access Log, might be shown incorrectly in Web SmartDeviceMonitor ver 2.x. This only occurs if there are a large number of entries. 3. SC868 is occurred when the CVM Card is corrupted. (FPR#: RC06110007) 4. It is impossible to select any application button in User Tools and SP mode. Note: This symptom occurs under the following conditions. <ul style="list-style-type: none"> - The machine is connected to the @Remote system (SP5-816-003 is set to "1"). - The controller board has just been replaced. 5. Communication between RC Gate (external and embedded) and the device does not work properly. 		
1.07	<ol style="list-style-type: none"> 1. Sometimes, the machine does not switch over to Energy Saver mode. 2. A proxy server error occurs if the main power is turned ON/OFF while the machine is connected to RC-Gate (@Remote). 3. The default setting for an Auto SC Call (@Remote) was changed from OFF to ON. 4. The job log will become corrupted and can no longer be uploaded to WebSmartDeviceMonitor ver 2.0 if the MFP power is cycled while a job is being processed. 5. The device is unable to follow an LDAP search reference if the device and LDAP server are communicating via SSL. This problem affects the following functions: <ul style="list-style-type: none"> - LDAP Search - LDAP Connection Test - LDAP Authentication - Windows Authentication 6. ROM updates will fail via WebImageMonitor if the Transfer Log Setting is On. 7. Accessing the document server in WIM via an single sign-on server might result in "404 Not Found". This only happens if the url used to access WIM contains a "Host Name" and "Domain Name" (The "domain name" setting in the MFP is not blank.). It does not happen if the url contains an IP address. <p>Note: To fix this issue(#7), all of the following firmware must be applied:</p> <ul style="list-style-type: none"> - System firmware ver 1.07 or later - Websys firmware ver 1.05 or later - Network DocBox firmware ver 2.00.1 or later 		

Reissued: 29-Jan-08

Model: Model G-P2		Date: 8-Jun-06	No.: RG160008g
Version	Symptom Corrected		
	- Printer firmware ver 1.07 or later		
1.05	<ol style="list-style-type: none"> 1. SC819 error might occur if the device is restarted during a remote firmware update. 2. The machine might freeze during a detailed self-diagnostic. 3. SC990 occurs when the machine prints out the SMC report. 4. 4. Wording errors: English, Italian, Norwegian, Portuguese, Spanish, German, Hungarian, Finnish and Swedish. 		
1.03	<ol style="list-style-type: none"> 1. Symptom corrected: SC670 or SC991 occurs if the machine is connected to @Remote (Cumini). 2. Fixed: The SDK application might not be installed using WIM. 		
1.02	<ol style="list-style-type: none"> 1. The device that has the 'Authentication: High Security' setting might not be able to authenticate a valid user on an LDAP server. This only occurs if the user name contains non-ASCII characters. This problem effects the following functions: <ul style="list-style-type: none"> - LDAP Search - LDAP Connection Test - LDAP Authentication 2. Either the scanner or fax applications, or the entire device might stall if an LDAP search reference; recursively spans 3 or more servers. 3. The following functions might not work correctly. <ul style="list-style-type: none"> - Add/change/delete users or groups from the Address Book via the display panel/Web Image Monitor/SmartDeviceMonitor for Admin. - All Administrator Authentication and User Authentication functions. 4. Devices configured using the WebSmartDeviceMonitor version2.0 Batch Configuration function, will automatically have the 'LDAP Search Timeout(SP5-846-010 default: 60 sec)' setting configured as 0. As a result, all LDAP Searches might fail. 5. Parts of the Czech, Polish and Hungarian versions of WebImageMonitor might appear garbled. 6. The debug logging data cannot be stored in an SD card. 7. The @Remote center cannot obtain the temperature/humidity data. 		
1.01	1st mass production		

Reissued: 29-Feb-08

Model: Model G-P2	Date: 18-May-06	No.: RG160001j
-------------------	-----------------	----------------

RTB Reissue

The items in bold italics have been corrected or added.

Subject: Firmware Release History (Printer)		Prepared by: K.Moriizumi	
From: 1st Tech. Support Sec. Service Support Dept.			
Classification:	<input type="checkbox"/> Troubleshooting <input type="checkbox"/> Mechanical <input type="checkbox"/> Paper path <input checked="" type="checkbox"/> Other ()	<input type="checkbox"/> Part information <input type="checkbox"/> Electrical <input type="checkbox"/> Transmit/receive	<input type="checkbox"/> Action required <input type="checkbox"/> Service manual revision <input type="checkbox"/> Retrofit information

This RTB has been issued to announce the firmware release information for the Printer.

Version	Program No.	Effective Date
1.12	G1615261K	<i>April 2008 productions</i>
1.11	G1615261J	January 2008 production
1.10	G1615261H	September 2007 production
1.09	G1615261G	July 2007 production
1.08	G1615261F	May 2007 production
1.07	G1615261E	January 2007 production
1.05	G1615261D	October 2006 production
1.04	G1615261C	July 2006 production
1.03	G1615261B	July 2006 production
1.02	G1615261A	June 2006 production
1.01	G1615261	1st mass production

Version	Symptom Corrected
1.12	<i>Symptom corrected:</i> <i>1. Changing the ToneCtlValue setting (SP1-104) changes the gradation of the "Default Value" instead of the "Current Value". This can be seen in the printer's "Color Sheet" (SP1-103-001).</i> <i>2. The username/usercode used to submit a stored job (Sample Print/Locked Print/Hold Print/Stored Print) is not shown in the Job Log of Web SmartDeviceMonitor ver 2.x.</i>
1.11	Symptom corrected: 1. PCL jobs containing fonts with a number of characters that is evenly divisible by 256, might cause the device to stall. (GFPR#RE0706006, RA07090001) 2. Subsequent PCL jobs will be canceled after the device prints a large number of jobs (more than 2000) submitted by the PCL 6 driver. (GFPR#RE07080008)
1.10	Symptom corrected: 1. All pages in a mixed simplex/duplex job will be assigned the same simplex/duplex setting as the first page. This only affected jobs submitted using the RPCS driver's API. 2. Various printing anomalies when printing PowerPoint2007 jobs that have Autoshapes and shadows. This can occur if printing with both of the following RPCS driver settings:

Reissued: 29-Feb-08

Model: Model G-P2		Date: 18-May-06	No.: RG160001j
Version	Symptom Corrected		
	<ul style="list-style-type: none"> Resolution: 1800 x 600 dpi Job Load Distribution: Shift load to driver 		
1.09	<p>Symptom corrected:</p> <ol style="list-style-type: none"> If the delete or print button is pressed repeatedly, the message "No jobs exist" might be displayed on the Operation Panel even if stored jobs (Sample Print/Hold Print/Stored Print) do exist on the device HDD. PCL jobs containing character codes that are not on the font SD card, might cause the device to stall. Jobs containing bitmapped PCL fonts might cause the device to stall. When the job is created using SAP DeviceType or Barcode & OCR package for SAP System DT, the following issues will occur. <ul style="list-style-type: none"> When sending a BOP job, the printer status stays at "Processing" and the job is not printed. Memory leak occurs when printing a bitmap font with insufficient memory condition. 		
1.08	<p>Symptom corrected:</p> <ol style="list-style-type: none"> After the device is powered-up, it might stay in the "Please wait." state indefinitely. This only affected devices that used an SNTP server and that had the "Auto Reset Timer" disabled. 		
1.07	<p>Symptom corrected:</p> <ol style="list-style-type: none"> All pages of PS jobs containing a mix of simplex and duplex pages, are printed as simplex.(FPR#RC06070007). PCL data might be printed as garbage characters after several hundred pages of PCL data are printed without a power-off. (Techmail#TS060753) . PCL jobs that include separator pages might be printed as garbage characters (FPR#RC06040009/RC0610007). PDF files printed using Adobe Acrobat and the RPCS driver might be missing characters or portions of characters. This occurs if both of the following conditions are met: <ul style="list-style-type: none"> "Shift load to printer" selected for the RPCS driver's Job Load Distribution setting. Image rotation required: Portrait document to LEF paper -or- Landscape document to SEF paper. Accessing the document server in WIM via an single sign-on server might result in "404 Not Found".This only happens if the url used to access WIM contains a "Host Name" and "Domain Name" (The "domain name" setting in the MFP is not blank.). It does not happen if the url contains an IP address. <p>Note: To fix this issue(#5), all of the following firmware must be applied:</p> <ul style="list-style-type: none"> System firmware ver 1.07 or later Websys firmware ver 1.05 or later Network DocBox firmware ver 2.00.1 or later Printer firmware ver 1.07 or later <p>Other changes:</p> <ol style="list-style-type: none"> The device supports Unicode v3.0 fonts. Unicode v3.0 fonts for Japanese/Korean/Traditional Chinese/Simplified Chinese are only available with the Unicode Font Package for SAP. 		

Reissued: 29-Feb-08

Model: Model G-P2		Date: 18-May-06	No.: RG160001j
Version	Symptom Corrected		
1.05	Other changes: Only the version of the firmware was changed, to match it with the version of the System firmware. (The firmware itself was not changed).		
1.04	1. If a general user signs in without being authenticated and prints out a machine report, the counter for a different (authenticated) user is incremented. Note: Normally, the print should be counted as "Other". 2. The counter for Meter Charge Mode is displayed as a "Page Counter" on the LCD, even after "Development Counter" is selected. Note: The counter is displayed correctly on the counter sheet.		
1.03	Symptom corrected: The characters on the Color Test Chart and Color Sheet are not printed correctly. Changed: Faster rendering for RPCS full color images.		
1.02	The device locks-up with the message "Setting change...." on the display panel while it is changing to Cardsave mode or Hex Dump mode. Note : After a time-out (Auto Reset Timer: default 60 sec), the machine will successfully be changed to Cardsave mode or Hex Dump mode.		
1.01	1st mass production		

Model: General		Date: 12-Mar-08	No.: RGene027
Subject: New Wireless LAN Option		Prepared by: H.K.	
From: 1st Tech. Support Sec. Service Support Dept.			
Classification:	<input type="checkbox"/> Troubleshooting <input type="checkbox"/> Mechanical <input type="checkbox"/> Paper path <input type="checkbox"/> Product Safety	<input type="checkbox"/> Part information <input type="checkbox"/> Electrical <input type="checkbox"/> Transmit/receive <input type="checkbox"/> Other ()	<input checked="" type="checkbox"/> Action required <input checked="" type="checkbox"/> Service manual revision <input type="checkbox"/> Retrofit information

Important Information on the Release of a New Wireless LAN Option

Overview

1. Production of a new wireless LAN option, the **IEEE 802.11b Interface Unit Type N**, began in March 2008. This will replace the current wireless LAN options listed below, as the vendor discontinued production on a key part contained in these options.
2. Make sure to see below for the target models and action in the field, including the necessary firmware versions.

Details

1. Discontinued wireless LAN options:

for US

Code	EDP	Description	Note
B736-06	412176	IEEE 802.11b Interface Unit Type E	discontinued in 1st 2007
G813-01	402345	802.11b Interface Unit Type F	discontinued in 1st 2007 due to country origin issue
G813-08	403019	802.11b Interface Unit Type F	change from EDP:402345
G813-04	402378	IEEE802.11b Interface Unit Type H	discontinued in 1st 2007 due to country origin issue
G813-07	403018	IEEE802.11b Interface Unit Type H	change from EDP:402378
G874-39	402631	IEEE802.11b Interface Unit Type I	discontinued in 1st 2007 due to country origin issue
G874-48	403017	IEEE802.11b Interface Unit Type I	change from EDP:402631

for EU and Asia

Code	EDP	Description	Note
B736-07	412177	IEEE 802.11b Interface Unit Type E	discontinued in 1st 2007
G813-02	402358	802.11b Interface Unit Type F	discontinued in 1st 2007 due to country origin issue
G813-10	403020	802.11b Interface Unit Type F	change from EDP:402358
G813-05	402379	IEEE802.11b Interface Unit Type H	discontinued in 1st 2006 due to RoHS
G813-45	412996	IEEE802.11b Interface Unit Type H	discontinued in 1st 2007 due to country origin issue
G813-09	414421	IEEE802.11b Interface Unit Type H	change from EDP:412996

2. Specifications of the new wireless LAN option:



Print_B7367059.pc

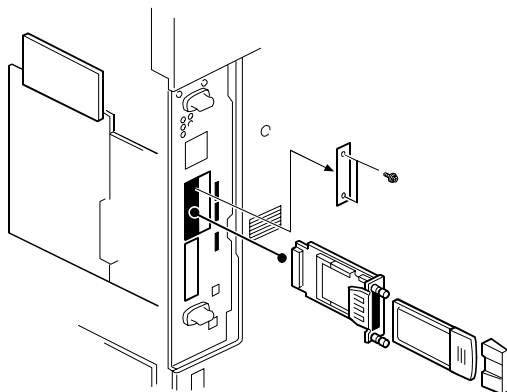
Specification Sheet:

Model Name: IEEE 802.11b Interface Unit Type N
 Machine code: B736-16
 EDP code: 414525
 Package: All-in-one (PCB, LAN card, and cover are pre-assembled)
 Channel freq. range: 2412 MHz to 2462 MHz (11ch.)
 Transmission speed: 1Mbps, 2Mbps, 5.5 Mbps, 11Mbps

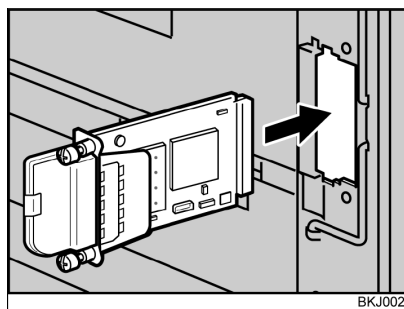
Model: General

Date: 12-Mar-08

No.: RGene027



Previous types:
PCB, LAN card, and cover are
separate



New Type (IEEE802.11b
Interface Unit Type N):
Pre-assembled

Action in the Field

1. MFP Models

Update the firmware on the target MFP models to the necessary versions at the installation.

See “Target Models” below.

2. LP Models

Update the firmware on the target LP models to the necessary versions if the customer requests it. The following notice to customers (from the Operating Instructions) lists the firmware versions necessary to use the new wireless LAN option. If a firmware update is necessary, the customer contacts their sales or service representative.

See “Target Models” below.

Notice to users (excerpt on next page):



print_B7367058.pdf

Excerpt from the Operating Instructions for LP models

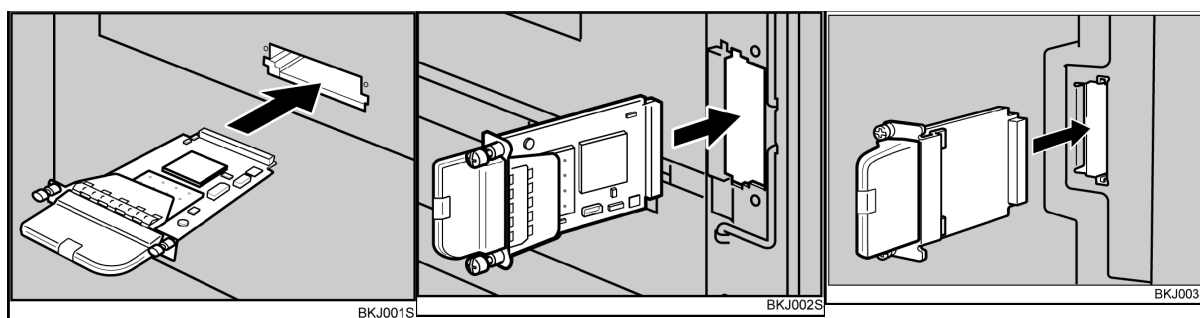
Installing the Optional Wireless LAN Interface Unit

Important:

- Before handling the wireless LAN interface unit, ground yourself by touching something metal to discharge any static electricity. Static electricity can damage the wireless LAN interface unit.
 - Do not subject the wireless LAN interface unit to physical shocks.
1. Turn off the power of the printer, and then unplug the power cable and the interface cable.
 2. Remove the two screws from the interface unit's slot cover, and then remove the slot cover.
The removed cover is not used when installing the wireless LAN interface unit. Keep it for possible future use.

For details about the location of the interface unit slot, see the manual provided with your printer.

3. Attach the wireless LAN interface unit.



Insert the end of the wireless LAN interface unit into the slot.

Slot types vary according to device. For details, see the manual provided with your printer.

4. Fasten the wireless LAN interface unit to the controller board with the two screws.
Check the wireless LAN interface unit is connected firmly to be controller board.

Note

- Use a coin or similar object if the screws do not turn easily.
- After finishing installation, you can check the wireless LAN interface unit is properly installed: Print the configuration page from the [List / Test Print] menu. If it is installed properly, the name of wireless LAN interface unit will appear for "Device Connection" on the configuration page.
- If the wireless LAN interface unit is not installed properly, reinstall it following this procedure. If you cannot install it properly even after attempting reinstall, contact your sales or service representative.
- You need to make settings with the control panel before using the wireless LAN interface unit. For more information, see the manual provided with your printer.

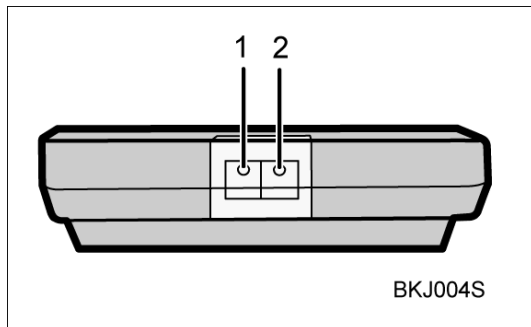
Model: General

Date: 12-Mar-08

No.: RGene027

Checking the Connection

To check the connection, use the two lights on the optional wireless LAN interface unit.



1. The orange light indicates normal network connectivity.
2. The green light indicates that the optional wireless LAN interface unit is properly powered.

If both lights are lit, the wireless connection is fully operational.

Reissued: 10-Jun-08

Model: General	Date: 12-Mar-08	No.: RGene027b
----------------	-----------------	----------------

Target Models

MFP

	Model	System firmware	NCS firmware	Websys firmware	Applied to the production line
01.	Athena-C1/C1k	1.68	5.17	1.12	2008 February
02.	Apollon-C1	1.67	5.17	1.09	2008 February
03.	Pegasus-C1	1.31	5.17	1.08	2008 March
04.	Kir-C3(GW)	1.08	6.14	1.07	2008 March
05.	Stella-C3(GW)	1.05	6.14	1.06	2008 March
06.	Parisian-C1(GW)	1.02	6.14	1.03	2008 March
07.	Neptune-C2	(2.00)	(6.10)	(1.08)	2008 May
08.	Martini-C3.5	3.01	5.56	2.03	2008 April

Note:

- The old wireless LAN options can be used with both the old and new firmware.
- The following models only support the old wireless LAN options:
Bellini-C3, Themis-C1, Adonis-C4.5, Russian-C4.5, Jupiter-C2, Martini-C2.5, Martini-C3

LP

	Model	System firmware	NCS firmware	Websys firmware	Applied to the production line
01.	Gaia-P2	1.12	6.05.7	1.07	2008 April
02.	Gaia-P2L	1.01	6.05.7	1.07	2008 April
03.	Apollon-P1d	1.07	6.05.7	1.03	2008 March
04.	Adonis-P4	1.08	6.05.7	1.05	2008 April
05.	Martini-P2	1.10	6.05.7	1.02	2008 April
06.	Sincere-P1	1.08*	6.10	1.03	2008 February
07.	Neptune-P1	1.02	6.10	1.03	2008 May

Note:

- The old wireless LAN options can be used with both the old and new firmware.
- The following models only support the old wireless LAN options:
Kir-P4, Ares-P2, Jupiter-P4
- *: The notice to customers for Sincere -P1 mentions "version 1.07" for the System firmware, but 1.07 was not used for the production. The correct version is 1.08.

Reissued: 04-Apr-08

Model: Model G-P2	Date: 18-May-06	No.: RG160003e
-------------------	-----------------	----------------

RTB Reissue

The items in bold italics have been corrected or added.

Subject: Firmware Release History (Websys)		Prepared by: K.Moriizumi	
From: 1st Tech. Support Sec. Service Support Dept.			
Classification:	<input type="checkbox"/> Troubleshooting <input type="checkbox"/> Mechanical <input type="checkbox"/> Paper path <input checked="" type="checkbox"/> Other ()	<input type="checkbox"/> Part information <input type="checkbox"/> Electrical <input type="checkbox"/> Transmit/receive	<input type="checkbox"/> Action required <input type="checkbox"/> Service manual revision <input type="checkbox"/> Retrofit information

This RTB has been issued to announce the firmware release information for the Websys.

Version	Program No.	Effective Date
1.07	G1615253E	April 2008 production
1.06	G1615253D	May 2007 production
1.05	G1615253C	January 2007 production
1.04	G1615253B	September 2006 production
1.03	G1615253A	June 2006 production
1.02	G1615253	1st mass production

Version	Symptom Corrected
1.07	<p>Other changes:</p> <ol style="list-style-type: none"> The new WLAN card is now available. (TechMail#OTS-2008-543) Note: To use this new card, System firmware (version 1.12 or later), Websys firmware (version 1.07 or later) and NCS firmware (version 6.05.7 or later) needs to be applied to the device. <p>Symptom corrected:</p> <ol style="list-style-type: none"> The error message "Method Not Allowed" might be displayed in the web browser of a client that clicks a link in WIM's "To Link Page" page. Logged in users can change WIM's "Configuration > System> Device Name" setting without being granted the necessary privileges.
1.06	<p>Symptom corrected:</p> <ol style="list-style-type: none"> The printing of stored jobs (ie. Locked Print) is not shown in WIM's Job History. This only affects devices with the optional HDD. The XSS vulnerability on WIM. (TechMail#OTS-2007-2118) Using WebImageMonitor in the Safari browser, address book back-up files cannot be downloaded.
1.05	<ol style="list-style-type: none"> The device might stop replying to On-Demand Email Notification requests until the power is cycled if the device receives 10 or more requests at a time. The WebImageMonitor service is stopped if a restoration of the addressbook is cancelled before completion. If a user tries to access WebImageMonitor, a 404 error will be returned. Accessing the document server in WIM via an single sign-on server might result in "404 Not Found". This only happens if the url used to access WIM

Reissued: 04-Apr-08

Model: Model G-P2		Date: 18-May-06	No.: RG160003e
Version	Symptom Corrected		
	<p>contains a "Host Name" and "Domain Name" (The "domain name" setting in the MFP is not blank.). It does not happen if the url contains an IP address.</p> <p>Note: To fix this issue(#3), all of the following firmware must be applied:</p> <ul style="list-style-type: none"> - System firmware ver 1.07 or later - Websys firmware ver 1.05 or later - Network DocBox firmware ver 2.00.1 or later - Printer firmware ver 1.07 or later 		
1.04	<p>WIM monitor contains wording errors.</p> <ol style="list-style-type: none"> 1. "Term of Validity" in German (Configuration > Security > Site Certificate). (Wrong) Laufzeit (Correct) Laufzeit der Gültigkeit Note: The above text contains special language-specific characters. 2. Hold Print in German (Type column in Print Job List) (Wrong) Druck anhalt (Correct) Angehaltener Druck 3. "Are you sure you want to uninstall it?" in Portuguese (Extended Feature Info. - This is shown as a confirmation before an SDK is uninstalled.) (Wrong) Tem a certeza de que não pretende desinstalar? (Correct) Tem a certeza de que pretende desinstalar? Note: The above text contains special language-specific characters. 4. "Copy Extended Features" in Portuguese (Configuration > Extended Feature Settings). (Wrong) Funções avançadas de cópia (Correct) Copiar funções avançadas Note: The above text contains special language-specific characters. 5. "Change SMTP Auth. Password" in Hungarian (Configuration > E-mail). (Wrong) SMTP jelszó módosítása (Correct) SMTP hitelesítési jelszó módosítása Note: The above text contains special language-specific characters. 6. "Copy Extended Features" in Finnish (Configuration > Extended Feature Settings). (Wrong) Kopioinnin lisäominaisuudet (Correct) Kopioi lisäominaisuudet Note: The above text contains special language-specific characters. 7. Key Display in Swedish (AddressBook > Add User) (Wrong) Tangentskärm (Correct) Tangentnamn Note: The above text contains special language-specific characters. 		

Reissued: 04-Apr-08

Model: Model G-P2		Date: 18-May-06	No.: RG160003e
Version	Symptom Corrected		
1.03	<ol style="list-style-type: none">1. Some of the device settings specified using the WebSmartDeviceMonitor version2.0 Batch Configuration function, might not be applied to target devices.2. Errors in the way the French, Portuguese, and Danish for "Used Toner Bottle", are worded in Web Image Monitor.		
1.02	1st mass production		

Reissued: 04-Apr-08

Model: Model G-P2	Date: 18-May-06	No.: RG160004f
-------------------	-----------------	----------------

RTB Reissue

The items in bold italics have been added.

Subject: Firmware Release History (NIB)		Prepared by: K. Moriizumi	
From: 1st Tech. Support Sec. Service Support Dept.			
Classification:	<input type="checkbox"/> Troubleshooting	<input type="checkbox"/> Part information	<input type="checkbox"/> Action required
	<input type="checkbox"/> Mechanical	<input type="checkbox"/> Electrical	<input type="checkbox"/> Service manual revision
	<input type="checkbox"/> Paper path	<input type="checkbox"/> Transmit/receive	<input type="checkbox"/> Retrofit information
	<input checked="" type="checkbox"/> Other ()		

This RTB has been issued to announce the firmware release information for the NIB.

Version	Program No.	Effective Date
6.05.7	G1615252F	April 2008 production
6.05.5	G1615252E	July 2007 production
6.05.4	G1615252D	May 2007 production
6.05.1	G1615252C	January 2007 production
6.05	G1615252B	September 2006 production
6.03	G1615252A	June 2006 production
6.00	G1615252	1st mass production

Version	Symptom Corrected
6.05.7	<p>Symptom corrected:</p> <ol style="list-style-type: none"> <i>The performance of WIM might be reduced if SSDP is enabled on the device.</i> <i>LPR jobs containing a ustatus readback will cause devices to stall if the USB interface is disabled. "Processing" will be displayed in the operation panel. (FPR# RC07050011)</i> <i>The device will stall if a PCL job is submitted via sftp while the printer spooler (off by default) or sftp spooler (on by default) are stopped.</i> <i>Jobs submitted from Mac OS via AppleTalk might result in an error or be discarded completely by the printer.</i> <i>An SSL2.0 client code fails to properly check for NULL (CVE-2006-4343). (TechMail#OTS-2008-185)</i> <i>Multiple RSA implementations fail to properly handle signatures (CVE-2006-4339). (TechMail#OTS-2008-276).</i> <i>The connection to a WLAN might be dropped if the device has been connected for an extended period of time and was authenticated using WPA.</i> <i>If WLAN is enabled, an SC991 might be displayed on the Operation Panel if either of the following settings are changed:</i> <ul style="list-style-type: none"> <i>The Ethernet Speed is changed to any setting except "Auto Select", from the operation panel.</i> <i>The Communication Mode is changed to "Ad hoc mode" and then User Tools is exited.</i>

Reissued: 04-Apr-08

Model: Model G-P2		Date: 18-May-06	No.: RG160004f
Version	Symptom Corrected		
	<p>9. The Interface Speed in NIB summary will be shown as "Link down" if WLAN is enabled.</p> <p>Other changes:</p> <p>1. The new WLAN card is now available. (TechMail#OTS-2008-543) Note: To use this new card, System firmware (version 1.12 or later), Websys firmware (version 1.07 or later) and NCS firmware (version 6.05.7 or later) needs to be applied to the device.</p>		
6.05.5	<p>Symptom corrected:</p> <ol style="list-style-type: none"> 1. SMB folders can not be registered in the address book. (TechMail#OTS-2007-1913) 2. Extra steps are required if a user provides an invalid username or password for Scan to SMB. (TechMail#OTS-2007-1913) 		
6.05.4	<p>Symptom corrected:</p> <ol style="list-style-type: none"> 1. A 404 error will be returned by WIM after the "Date and time" setting is configured via a WebSmartDeviceMonitor ver.2.0 Batch Configuration. 2. The device will not be registered with a DNS server by a DHCP relay agent. 3. The device fails to renew with the DDNS server, it will not try again. 4. IPP clients might not print to devices that joined the network using mDNS (Bonjour). 		
6.05.1	<ol style="list-style-type: none"> 1. The device cannot login to Windows Vista via SMB. 2. SMB printing is sporadically unavailable. 3. The device might be unable to obtain an IP address from a DHCP Server through a DHCP Relay Agent (FPR#RE06110003/RE06110011/RC06120002). 		
6.05	<ol style="list-style-type: none"> 1. Fixed: The device might not be able to retrieve an IP address from a DHCP server under specific conditions (GFPR#RC06060003). 2. Fixed: Some mmesg logs or portions of mmesg logs cannot be acquired using RlogTool v2.X. (TechMail#TS060625) 		
6.03	<ol style="list-style-type: none"> 1. The device might not obtain an IP address from DHCP server if Autonet is disabled. In some cases, "Cannot connect with DHCP Server.(101)" will be displayed on the operation panel. 2. Recycling the power causes all jobs that sent via sftp to be deleted from the sftp spool and the error message "#[brmspl YY/MM/DD hh:mm:ss Nothing target APL. ERR:" will be written in the system log. Conditions of occurrence: - "Spool Printing" is enabled. Display Panel->System Default: disabled - "Job Spooling (Protocol)" for sftp is enabled. SP5-828-069 BitSwitch#6 Default: enabled - "Job Spooling Clear: Start Time" is enabled. SP5-828-066 Default: enabled 3. The device can not connect in environments with multiple NetWare servers in the same NDS tree. (GFPR#RC05120001/RC06020010/RE06030007/RE06030001) 4. The SSID is shown as blank in the Configuration Page, even if the SSID has been configured. This will only happen if the SSID is exactly 32 characters in length. 		

Reissued: 04-Apr-08

Model: Model G-P2		Date: 18-May-06	No.: RG160004f
Version	Symptom Corrected		
6.00	1st mass production		

Reissued: 28-Jul-08

Model: Model G-P2	Date: 08-Jun-06	No.: RG160008h
-------------------	-----------------	----------------

RTB Reissue

The items in bold italics have been corrected or added.

Subject: Firmware Release History (System)		Prepared by: K.Moriizumi	
From: 1st Tech. Support Sec. Service Support Dept.			
Classification:	<input type="checkbox"/> Troubleshooting	<input type="checkbox"/> Part information	<input type="checkbox"/> Action required
	<input type="checkbox"/> Mechanical	<input type="checkbox"/> Electrical	<input type="checkbox"/> Service manual revision
	<input type="checkbox"/> Paper path	<input type="checkbox"/> Transmit/receive	<input type="checkbox"/> Retrofit information
	<input checked="" type="checkbox"/> Other ()		

This RTB has been issued to announce the firmware release information for the System.

Version	Program No.	Effective Date
1.12	G1615250J	April 2008 production
1.11	G1615250H	January 2008 production
1.10	G1615250G	September 2007 production
1.09	G1615250F	July 2007 production
1.08	G1615250E	May 2007 production
1.07	G1615250D	January 2007 production
1.05	G1615250C	October 2006 production
1.03	G1615250B	July 2006 production
1.02	G1615250A	June 2006 production
1.01	G1615250	1st mass production

Version	Symptom Corrected
1.12	<p>Symptom corrected:</p> <ol style="list-style-type: none"> IPv6 Type 0 Route Headers allow sender to control routing (CVE-2007-2242). (TechMail#TS080184) RC Gate communication fails in wireless LAN environments. <p>Other changes:</p> <ol style="list-style-type: none"> The new WLAN card is now available. (TechMail#OTS-2008-543) Note: To use this new card, System firmware (version 1.12 or later), Websys firmware (version 1.07 or later) and NCS firmware (version 6.05.7 or later) needs to be applied to the device.
1.11	<p>Symptom corrected:</p> <ol style="list-style-type: none"> 2 separate jobs are stored on the HDD as a single job with overlapping page images. This can only happen if all of the following conditions occur: <ol style="list-style-type: none"> The device stalls while the first job is being stored to the HDD. After the stall, the printer is rebooted and another job is submitted for storage. The first and second store must be to/from the same application (Copy/Scanner/Printer). <p>Other changes:</p> <ol style="list-style-type: none"> The new features of "Embedded Software Architecture SD card Ver.2.11

Reissued: 28-Jul-08

Model: Model G-P2		Date: 08-Jun-06	No.: RG160008h
Version	Symptom Corrected		
	(SDK/J SDcard Ver.2.11)" are now supported. For the details of these features, please refer to the release notes for "Embedded Software Architecture SD card Ver.2.11 (SDK/J SDcard Ver.2.11)".		
1.10	Symptom corrected: 1. If the power is turned OFF/ON during a Remote Firmware Update (RFU), and the Data Overwrite Security option is installed, the update is not automatically retried when the printer reboots. 2. RFU cannot be performed while the printer is booting up. 3. The job processing speed is slower when the DataOverwriteSecurity option is installed. 4. Device might not be able to access the network under the following conditions (FPR#RC07050005): - The device is conneted to a HUB that has link flapping enabled. - The device "Ethernet speed" is not "Auto". 5. The device sporadically fails to login to an Integration server.		
1.09	(Minor changes applied for the Japan model only).		
1.08	Symptom corrected: 1. Printer does not respond to stand-alone scanners that are connected by USB. This results in the error message "Cannot connect or find the specified printer. Click [Back] to continue." being displayed in Web Status Monitor. This only occurs if the Paper Source Tray has been configured (in Web status Monitor of the scanner). 2. Entries such as "usercode/username" in the Job Log or Access Log, might be shown incorrectly in Web SmartDeviceMonitor ver 2.x. This only occurs if there are a large number of entries. 3. SC868 is occurred when the CVM Card is corrupted. (FPR#: RC06110007) 4. It is impossible to select any application button in User Tools and SP mode. Note: This symptom occurs under the following conditions. - The machine is connected to the @Remote system (SP5-816-003 is set to "1"). - The controller board has just been replaced. 5. Communication between RC Gate (external and embedded) and the device does not work properly.		
1.07	1. Sometimes, the machine does not switch over to Energy Saver mode. 2. A proxy server error occurs if the main power is turned ON/OFF while the machine is connected to RC-Gate (@Remote). 3. The default setting for an Auto SC Call (@Remote) was changed from OFF to ON. 4. The job log will become corrupted and can no longer be uploaded to WebSmartDeviceMonitor ver 2.0 if the MFP power is cycled while a job is being processed. 5. The device is unable to follow an LDAP search reference if the device and LDAP server are communicating via SSL. This problem affects the following functions: - LDAP Search - LDAP Connection Test - LDAP Authentication - Windows Authentication 6. ROM updates will fail via WebImageMonitor if the Transfer Log Setting is		

Reissued: 28-Jul-08

Model: Model G-P2		Date: 08-Jun-06	No.: RG160008h
Version	Symptom Corrected		
	<p>On.</p> <p>7. Accessing the document server in WIM via an single sign-on server might result in "404 Not Found". This only happens if the url used to access WIM contains a "Host Name" and "Domain Name" (The "domain name" setting in the MFP is not blank.). It does not happen if the url contains an IP address.</p> <p>Note: To fix this issue(#7), all of the following firmware must be applied:</p> <ul style="list-style-type: none"> - System firmware ver 1.07 or later - Websys firmware ver 1.05 or later - Network DocBox firmware ver 2.00.1 or later - Printer firmware ver 1.07 or later 		
1.05	<p>1. SC819 error might occur if the device is restarted during a remote firmware update.</p> <p>2. The machine might freeze during a detailed self-diagnostic.</p> <p>3. SC990 occurs when the machine prints out the SMC report.</p> <p>4. 4. Wording errors: English, Italian, Norwegian, Portuguese, Spanish, German, Hungarian, Finnish and Swedish.</p>		
1.03	<p>1. Symptom corrected: SC670 or SC991 occurs if the machine is connected to @Remote (Cumin).</p> <p>2. Fixed: The SDK application might not be installed using WIM.</p>		
1.02	<p>1. The device that has the 'Authentication: High Security' setting might not be able to authenticate a valid user on an LDAP server. This only occurs if the user name contains non-ASCII characters. This problem effects the following functions:</p> <ul style="list-style-type: none"> - LDAP Search - LDAP Connection Test - LDAP Authentication <p>2. Either the scanner or fax applications, or the entire device might stall if an LDAP search reference; recursively spans 3 or more servers.</p> <p>3. The following functions might not work correctly.</p> <ul style="list-style-type: none"> - Add/change/delete users or groups from the Address Book via the display panel/Web Image Monitor/SmartDeviceMonitor for Admin. - All Administrator Authentication and User Authentication functions. <p>4. Devices configured using the WebSmartDeviceMonitor version2.0 Batch Configuration function, will automatically have the 'LDAP Search Timeout(SP5-846-010 default: 60 sec)' setting configured as 0. As a result, all LDAP Searches might fail.</p> <p>5. Parts of the Czech, Polish and Hungarian versions of WebImageMonitor might appear garbled.</p> <p>6. The debug logging data cannot be stored in an SD card.</p> <p>7. The @Remote center cannot obtain the temperature/humidity data.</p>		
1.01	1st mass production		

Reissued: 09-Sep-08

Model: Model G-P2	Date: 18-May-06	No.: RG160001k
-------------------	-----------------	----------------

RTB Reissue

The items in bold italics have been corrected or added.

Subject: Firmware Release History (Printer)		Prepared by: K.Moriizumi	
From: 1st Tech. Support Sec. Service Support Dept.			
Classification:	<input type="checkbox"/> Troubleshooting <input type="checkbox"/> Mechanical <input type="checkbox"/> Paper path <input checked="" type="checkbox"/> Other ()	<input type="checkbox"/> Part information <input type="checkbox"/> Electrical <input type="checkbox"/> Transmit/receive	<input type="checkbox"/> Action required <input type="checkbox"/> Service manual revision <input type="checkbox"/> Retrofit information

This RTB has been issued to announce the firmware release information for the Printer.

Version	Program No.	Effective Date
1.13	<i>G1615261L</i>	<i>August 2008 productions</i>
1.12	G1615261K	April 2008 productions
1.11	G1615261J	January 2008 production
1.10	G1615261H	September 2007 production
1.09	G1615261G	July 2007 production
1.08	G1615261F	May 2007 production
1.07	G1615261E	January 2007 production
1.05	G1615261D	October 2006 production
1.04	G1615261C	July 2006 production
1.03	G1615261B	July 2006 production
1.02	G1615261A	June 2006 production
1.01	G1615261	1st mass production

Version	Symptom Corrected
1.13	<i>Other changes: The firmware was modified to support the new Fujitsu hard disk drive.</i>
1.12	Symptom corrected: 1. Changing the ToneCtlValue setting (SP1-104), changes the gradation of the "Default Value" instead of the "Current Value". This can be seen in the printer's "Color Sheet" (SP1-103-001). 2. The username/usercode used to submit a stored job (Sample Print/Locked Print/Hold Print/Stored Print) is not shown in the Job Log of Web SmartDeviceMonitor ver 2.x.
1.11	Symptom corrected: 1. PCL jobs containing fonts with a number of characters that is evenly divisible by 256, might cause the device to stall. (GFPR#RE0706006, RA07090001) 2. Subsequent PCL jobs will be canceled after the device prints a large number of jobs (more than 2000) submitted by the PCL 6 driver. (GFPR#RE07080008)
1.10	Symptom corrected: 1. All pages in a mixed simplex/duplex job will be assigned the same simplex/duplex setting as the first page. This only affected jobs submitted using the RPCS driver's API.

Reissued: 09-Sep-08

Model: Model G-P2		Date: 18-May-06	No.: RG160001k
Version	Symptom Corrected		
	2. Various printing anomalies when printing PowerPoint2007 jobs that have Autoshapes and shadows. This can occur if printing with both of the following RPCS driver settings: <ul style="list-style-type: none"> Resolution: 1800 x 600 dpi Job Load Distribution: Shift load to driver 		
1.09	Symptom corrected: <ol style="list-style-type: none"> If the delete or print button is pressed repeatedly, the message "No jobs exist" might be displayed on the Operation Panel even if stored jobs (Sample Print/Hold Print/Stored Print) do exist on the device HDD. PCL jobs containing character codes that are not on the font SD card, might cause the device to stall. Jobs containing bitmapped PCL fonts might cause the device to stall. When the job is created using SAP DeviceType or Barcode & OCR package for SAP System DT, the following issues will occur. <ul style="list-style-type: none"> When sending a BOP job, the printer status stays at "Processing" and the job is not printed. Memory leak occurs when printing a bitmap font with insufficient memory condition. 		
1.08	Symptom corrected: <ol style="list-style-type: none"> After the device is powered-up, it might stay in the "Please wait." state indefinitely. This only affected devices that used an SNTP server and that had the "Auto Reset Timer" disabled. 		
1.07	Symptom corrected: <ol style="list-style-type: none"> All pages of PS jobs containing a mix of simplex and duplex pages, are printed as simplex.(FPR#RC06070007). PCL data might be printed as garbage characters after several hundred pages of PCL data are printed without a power-off. (Techmail#TS060753) . PCL jobs that include separator pages might be printed as garbage characters (FPR#RC06040009/RC0610007). PDF files printed using Adobe Acrobat and the RPCS driver might be missing characters or portions of characters. This occurs if both of the following conditions are met: <ul style="list-style-type: none"> "Shift load to printer" selected for the RPCS driver's Job Load Distribution setting. Image rotation required: Portrait document to LEF paper -or- Landscape document to SEF paper. Accessing the document server in WIM via an single sign-on server might result in "404 Not Found".This only happens if the url used to access WIM contains a "Host Name" and "Domain Name" (The "domain name" setting in the MFP is not blank.). It does not happen if the url contains an IP address. <p>Note: To fix this issue(#5), all of the following firmware must be applied:</p> <ul style="list-style-type: none"> System firmware ver 1.07 or later Websys firmware ver 1.05 or later Network DocBox firmware ver 2.00.1 or later Printer firmware ver 1.07 or later <p>Other changes:</p> <ol style="list-style-type: none"> The device supports Unicode v3.0 fonts. Unicode v3.0 fonts for 		

Reissued: 09-Sep-08

Model: Model G-P2		Date: 18-May-06	No.: RG160001k
Version	Symptom Corrected		
	Japanese/Korean/Traditional Chinese/Simplified Chinese are only available with the Unicode Font Package for SAP.		
1.05	Other changes: Only the version of the firmware was changed, to match it with the version of the System firmware. (The firmware itself was not changed).		
1.04	1. If a general user signs in without being authenticated and prints out a machine report, the counter for a different (authenticated) user is incremented. Note: Normally, the print should be counted as "Other". 2. The counter for Meter Charge Mode is displayed as a "Page Counter" on the LCD, even after "Development Counter" is selected. Note: The counter is displayed correctly on the counter sheet.		
1.03	Symptom corrected: The characters on the Color Test Chart and Color Sheet are not printed correctly. Changed: Faster rendering for RPCS full color images.		
1.02	The device locks-up with the message "Setting change...." on the display panel while it is changing to Cardsave mode or Hex Dump mode. Note : After a time-out (Auto Reset Timer: default 60 sec), the machine will successfully be changed to Cardsave mode or Hex Dump mode.		
1.01	1st mass production		

Reissued: 09-Sep-08

Model: Model G-P2	Date: 08-Jun-06	No.: RG160008i
-------------------	-----------------	----------------

RTB Reissue

The items in bold italics have been corrected or added.

Subject: Firmware Release History (System)		Prepared by: K.Moriizumi	
From: 1st Tech. Support Sec. Service Support Dept.			
Classification:	<input type="checkbox"/> Troubleshooting	<input type="checkbox"/> Part information	<input type="checkbox"/> Action required
	<input type="checkbox"/> Mechanical	<input type="checkbox"/> Electrical	<input type="checkbox"/> Service manual revision
	<input type="checkbox"/> Paper path	<input type="checkbox"/> Transmit/receive	<input type="checkbox"/> Retrofit information
	<input checked="" type="checkbox"/> Other ()		

This RTB has been issued to announce the firmware release information for the System.

Version	Program No.	Effective Date
1.13	G1615250K	August 2008 production
1.12	G1615250J	April 2008 production
1.11	G1615250H	January 2008 production
1.10	G1615250G	September 2007 production
1.09	G1615250F	July 2007 production
1.08	G1615250E	May 2007 production
1.07	G1615250D	January 2007 production
1.05	G1615250C	October 2006 production
1.03	G1615250B	July 2006 production
1.02	G1615250A	June 2006 production
1.01	G1615250	1st mass production

Version	Symptom Corrected
1.13	Other changes: The firmware was modified to support the new Fujitsu hard disk drive.
1.12	Symptom corrected: 1. IPv6 Type 0 Route Headers allow sender to control routing (CVE-2007-2242). (TechMail#TS080184) 2. RC Gate communication fails in wireless LAN environments. Other changes: 1. The new WLAN card is now available. (TechMail#OTS-2008-543) Note: To use this new card, System firmware (version 1.12 or later), Websys firmware (version 1.07 or later) and NCS firmware (version 6.05.7 or later) needs to be applied to the device.
1.11	Symptom corrected: 1. 2 separate jobs are stored on the HDD as a single job with overlapping page images. This can only happen if all of the following conditions occur: 1. The device stalls while the first job is being stored to the HDD. 2. After the stall, the printer is rebooted and another job is submitted for storage. 3. The first and second store must be to/from the same application (Copy/Scanner/Printer).

Reissued: 09-Sep-08

Model: Model G-P2		Date: 08-Jun-06	No.: RG160008i
Version	Symptom Corrected		
	Other changes: 1. The new features of "Embedded Software Architecture SD card Ver.2.11 (SDK/J SDcard Ver.2.11)" are now supported. For the details of these features, please refer to the release notes for "Embedded Software Architecture SD card Ver.2.11 (SDK/J SDcard Ver.2.11)".		
1.10	Symptom corrected: 1. If the power is turned OFF/ON during a Remote Firmware Update (RFU), and the Data Overwrite Security option is installed, the update is not automatically retried when the printer reboots. 2. RFU cannot be performed while the printer is booting up. 3. The job processing speed is slower when the DataOverwriteSecurity option is installed. 4. Device might not be able to access the network under the following conditions (FPR#RC07050005): – The device is conneted to a HUB that has link flapping enabled. – The device "Ethernet speed" is not "Auto". 5. The device sporadically fails to login to an Integration server.		
1.09	(Minor changes applied for the Japan model only).		
1.08	Symptom corrected: 1. Printer does not respond to stand-alone scanners that are connected by USB. This results in the error message "Cannot connect or find the specified printer. Click [Back] to continue." being displayed in Web Status Monitor. This only occurs if the Paper Source Tray has been configured (in Web status Monitor of the scanner). 2. Entries such as "usercode/username" in the Job Log or Access Log, might be shown incorrectly in Web SmartDeviceMonitor ver 2.x. This only occurs if there are a large number of entries. 3. SC868 is occurred when the CVM Card is corrupted. (FPR#: RC06110007) 4. It is impossible to select any application button in User Tools and SP mode. Note: This symptom occurs under the following conditions. – The machine is connected to the @Remote system (SP5-816-003 is set to "1"). – The controller board has just been replaced. 5. Communication between RC Gate (external and embedded) and the device does not work properly.		
1.07	1. Sometimes, the machine does not switch over to Energy Saver mode. 2. A proxy server error occurs if the main power is turned ON/OFF while the machine is connected to RC-Gate (@Remote). 3. The default setting for an Auto SC Call (@Remote) was changed from OFF to ON. 4. The job log will become corrupted and can no longer be uploaded to WebSmartDeviceMonitor ver 2.0 if the MFP power is cycled while a job is being processed. 5. The device is unable to follow an LDAP search reference if the device and LDAP server are communicating via SSL. This problem affects the following functions: - LDAP Search - LDAP Connection Test		

Reissued: 09-Sep-08

Model: Model G-P2		Date: 08-Jun-06	No.: RG160008i
Version	Symptom Corrected		
	<ul style="list-style-type: none"> - LDAP Authentication - Windows Authentication <p>6. ROM updates will fail via WebImageMonitor if the Transfer Log Setting is On.</p> <p>7. Accessing the document server in WIM via an single sign-on server might result in "404 Not Found". This only happens if the url used to access WIM contains a "Host Name" and "Domain Name" (The "domain name" setting in the MFP is not blank.). It does not happen if the url contains an IP address.</p> <p>Note: To fix this issue(#7), all of the following firmware must be applied:</p> <ul style="list-style-type: none"> - System firmware ver 1.07 or later - Websys firmware ver 1.05 or later - Network DocBox firmware ver 2.00.1 or later - Printer firmware ver 1.07 or later 		
1.05	<p>1. SC819 error might occur if the device is restarted during a remote firmware update.</p> <p>2. The machine might freeze during a detailed self-diagnostic.</p> <p>3. SC990 occurs when the machine prints out the SMC report.</p> <p>4. 4. Wording errors: English, Italian, Norwegian, Portuguese, Spanish, German, Hungarian, Finnish and Swedish.</p>		
1.03	<p>1. Symptom corrected: SC670 or SC991 occurs if the machine is connected to @Remote (Cumin).</p> <p>2. Fixed: The SDK application might not be installed using WIM.</p>		
1.02	<p>1. The device that has the 'Autentication: High Security' setting might not be able to authenticate a valid user on an LDAP server. This only occurs if the user name contains non-ASCII characters. This problem effects the following functions:</p> <ul style="list-style-type: none"> - LDAP Search - LDAP Connection Test - LDAP Authentication <p>2. Either the scanner or fax applications, or the entire device might stall if an LDAP search reference; recursively spans 3 or more servers.</p> <p>3. The following functions might not work correctly.</p> <ul style="list-style-type: none"> - Add/change/delete users or groups from the Address Book via the display panel/Web Image Monitor/SmartDeviceMonitor for Admin. - All Administrator Authentication and User Authentication functions. <p>4. Devices configured using the WebSmartDeviceMonitor version2.0 Batch Configuration function, will automatically have the 'LDAP Search Timeout(SP5-846-010 default: 60 sec)' setting configured as 0. As a result, all LDAP Searches might fail.</p> <p>5. Parts of the Czech, Polish and Hungarian versions of WebImageMonitor might appear garbled.</p> <p>6. The debug logging data cannot be stored in an SD card.</p> <p>7. The @Remote center cannot obtain the temperature/humidity data.</p>		
1.01	1st mass production		

Reissued: 24-Dec-08

Model: Model G-P2	Date: 18-May-06	No.: RG160001I
-------------------	-----------------	----------------

RTB Reissue

The items in bold italics have been corrected or added.

Subject: Firmware Release History (Printer)		Prepared by: K.Moriizumi	
From: 1st Tech. Support Sec. Service Support Dept.			
Classification:	<input type="checkbox"/> Troubleshooting	<input type="checkbox"/> Part information	<input type="checkbox"/> Action required
	<input type="checkbox"/> Mechanical	<input type="checkbox"/> Electrical	<input type="checkbox"/> Service manual revision
	<input type="checkbox"/> Paper path	<input type="checkbox"/> Transmit/receive	<input type="checkbox"/> Retrofit information
	<input checked="" type="checkbox"/> Other ()		

This RTB has been issued to announce the firmware release information for the Printer.

Version	Program No.	Effective Date
1.14	G1615261M	December 2008 productions
1.13	G1615261L	August 2008 productions
1.12	G1615261K	April 2008 productions
1.11	G1615261J	January 2008 production
1.10	G1615261H	September 2007 production
1.09	G1615261G	July 2007 production
1.08	G1615261F	May 2007 production
1.07	G1615261E	January 2007 production
1.05	G1615261D	October 2006 production
1.04	G1615261C	July 2006 production
1.03	G1615261B	July 2006 production
1.02	G1615261A	June 2006 production
1.01	G1615261	1st mass production

Version	Symptom Corrected
1.14	Symptom corrected: 1. The device function used to rotate a job by 180 degrees will have no effect in either of the following situations: - Printing from the bypass tray or a tray containing slip sheets or cover sheets. - Finishing functions including duplex and collate are cancelled by the device during printing. Note: This problem doesn't affect the driver's rotation function. 2. If the Menu > Supplies button on the device is pressed during printing of an RPCS job, duplex will be cancelled. 3. If a user attempts to cancel several jobs simultaneously, some of the jobs might not be cancelled.
1.13	Other changes: The firmware was modified to support the new Fujitsu hard disk drive.
1.12	Symptom corrected: 1. Changing the ToneCtlValue setting (SP1-104), changes the gradation of the "Default Value" instead of the "Current Value". This can be seen in the printer's "Color Sheet" (SP1-103-001).

Reissued: 24-Dec-08

Model: Model G-P2		Date: 18-May-06	No.: RG1600011
Version	Symptom Corrected		
	2. The username/usercode used to submit a stored job (Sample Print/Locked Print/Hold Print/Stored Print) is not shown in the Job Log of Web SmartDeviceMonitor ver 2.x.		
1.11	Symptom corrected: 1. PCL jobs containing fonts with a number of characters that is evenly divisible by 256, might cause the device to stall. (GFPR#RE0706006, RA07090001) 2. Subsequent PCL jobs will be canceled after the device prints a large number of jobs (more than 2000) submitted by the PCL 6 driver. (GFPR#RE07080008)		
1.10	Symptom corrected: 1. All pages in a mixed simplex/duplex job will be assigned the same simplex/duplex setting as the first page. This only affected jobs submitted using the RPCS driver's API. 2. Various printing anomalies when printing PowerPoint2007 jobs that have Autoshapes and shadows. This can occur if printing with both of the following RPCS driver settings: - Resolution: 1800 x 600 dpi - Job Load Distribution: Shift load to driver		
1.09	Symptom corrected: 1. If the delete or print button is pressed repeatedly, the message "No jobs exist" might be displayed on the Operation Panel even if stored jobs (Sample Print/Hold Print/Stored Print) do exist on the device HDD. 2. PCL jobs containing character codes that are not on the font SD card, might cause the device to stall. 3. Jobs containing bitmapped PCL fonts might cause the device to stall. 4. When the job is created using SAP DeviceType or Barcode & OCR package for SAP System DT, the following issues will occur. - When sending a BOP job, the printer status stays at "Processing" and the job is not printed. - Memory leak occurs when printing a bitmap font with insufficient memory condition.		
1.08	Symptom corrected: 1. After the device is powered-up, it might stay in the "Please wait." state indefinitely. This only affected devices that used an SNTP server and that had the "Auto Reset Timer" disabled.		
1.07	Symptom corrected: 1. All pages of PS jobs containing a mix of simplex and duplex pages, are printed as simplex.(FPR#RC06070007). 2. PCL data might be printed as garbage characters after several hundred pages of PCL data are printed without a power-off. (Techmail#TS060753) . 3. PCL jobs that include separator pages might be printed as garbage characters (FPR#RC06040009/RC0610007). 4. PDF files printed using Adobe Acrobat and the RPCS driver might be missing characters or portions of characters. This occurs if both of the following conditions are met: - "Shift load to printer" selected for the RPCS driver's Job Load Distribution setting. - Image rotation required: Portrait document to LEF paper -or- Landscape document to SEF paper.		

Reissued: 24-Dec-08

Model: Model G-P2		Date: 18-May-06	No.: RG160001I
Version	Symptom Corrected		
	<p>5. Accessing the document server in WIM via an single sign-on server might result in "404 Not Found". This only happens if the url used to access WIM contains a "Host Name" and "Domain Name" (The "domain name" setting in the MFP is not blank.). It does not happen if the url contains an IP address.</p> <p>Note: To fix this issue(#5), all of the following firmware must be applied:</p> <ul style="list-style-type: none"> - System firmware ver 1.07 or later - Websys firmware ver 1.05 or later - Network DocBox firmware ver 2.00.1 or later - Printer firmware ver 1.07 or later <p>Other changes:</p> <p>1. The device supports Unicode v3.0 fonts. Unicode v3.0 fonts for Japanese/Korean/Traditional Chinese/Simplified Chinese are only available with the Unicode Font Package for SAP.</p>		
1.05	<p>Other changes:</p> <p>Only the version of the firmware was changed, to match it with the version of the System firmware. (The firmware itself was not changed).</p>		
1.04	<p>1. If a general user signs in without being authenticated and prints out a machine report, the counter for a different (authenticated) user is incremented. Note: Normally, the print should be counted as "Other".</p> <p>2. The counter for Meter Charge Mode is displayed as a "Page Counter" on the LCD, even after "Development Counter" is selected. Note: The counter is displayed correctly on the counter sheet.</p>		
1.03	<p>Symptom corrected:</p> <p>The characters on the Color Test Chart and Color Sheet are not printed correctly. Changed: Faster rendering for RPCS full color images.</p>		
1.02	<p>The device locks-up with the message "Setting change...." on the display panel while it is changing to Cardsave mode or Hex Dump mode. Note : After a time-out (Auto Reset Timer: default 60 sec), the machine will successfully be changed to Cardsave mode or Hex Dump mode.</p>		
1.01	1st mass production		

Reissued: 06-Jan-09

Model: Model G-P2	Date: 18-May-06	No.: RG160004g
-------------------	-----------------	----------------

RTB Reissue

The items in bold italics have been added.

Subject: Firmware Release History (NIB)		Prepared by: K. Moriizumi	
From: 1st Tech. Support Sec. Service Support Dept.			
Classification:	<input type="checkbox"/> Troubleshooting	<input type="checkbox"/> Part information	<input type="checkbox"/> Action required
	<input type="checkbox"/> Mechanical	<input type="checkbox"/> Electrical	<input type="checkbox"/> Service manual revision
	<input type="checkbox"/> Paper path	<input type="checkbox"/> Transmit/receive	<input type="checkbox"/> Retrofit information
	<input checked="" type="checkbox"/> Other ()		

This RTB has been issued to announce the firmware release information for the NIB.

Version	Program No.	Effective Date
6.05.9	G1615252G	January 2009 production
6.05.7	G1615252F	April 2008 production
6.05.5	G1615252E	July 2007 production
6.05.4	G1615252D	May 2007 production
6.05.1	G1615252C	January 2007 production
6.05	G1615252B	September 2006 production
6.03	G1615252A	June 2006 production
6.00	G1615252	1st mass production

Version	Symptom Corrected
6.05.9	Symptom corrected: <ol style="list-style-type: none"> <i>The device might not be able to access the network after the Log collection tool is run.</i> <i>IPP print jobs are cancelled. This happens very infrequently.</i> <i>After a job consisting of a multiple of exactly 8KB (8192 bytes) is submitted via IPP, the device will not accept any more jobs until rebooted.</i>
6.05.7	Symptom corrected: <ol style="list-style-type: none"> The performance of WIM might be reduced if SSDP is enabled on the device. LPR jobs containing a ustatus readback will cause devices to stall if the USB interface is disabled. "Processing" will be displayed in the operation panel. (FPR# RC07050011) The device will stall if a PCL job is submitted via sftp while the printer spooler (off by default) or sftp spooler (on by default) are stopped. Jobs submitted from Mac OS via AppleTalk might result in an error or be discarded completely by the printer. An SSL2.0 client code fails to properly check for NULL(CVE-2006-4343). (TechMail#OTS-2008-185) Multiple RSA implementations fail to properly handle signatures(CVE-2006-4339). (TechMail#OTS-2008-276). The connection to a WLAN might be dropped if the device has been connected for an extended period of time and was authenticated using WPA.

Reissued: 06-Jan-09

Model: Model G-P2		Date: 18-May-06	No.: RG160004g
Version	Symptom Corrected		
	8. If WLAN is enabled, an SC991 might be displayed on the Operation Panel if either of the following settings are changed: <ul style="list-style-type: none"> - The Ethernet Speed is changed to any setting except "Auto Select", from the operation panel. - The Communication Mode is changed to "Ad hoc mode" and then User Tools is exited. 9. The Interface Speed in NIB summary will be shown as "Link down" if WLAN is enabled. Other changes: <ol style="list-style-type: none"> 1. The new WLAN card is now available. (TechMail#OTS-2008-543) Note: To use this new card, System firmware (version 1.12 or later), Websys firmware (version 1.07 or later) and NCS firmware (version 6.05.7 or later) needs to be applied to the device. 		
6.05.5	Symptom corrected: <ol style="list-style-type: none"> 1. SMB folders can not be registered in the address book. (TechMail#OTS-2007-1913) 2. Extra steps are required if a user provides an invalid username or password for Scan to SMB. (TechMail#OTS-2007-1913) 		
6.05.4	Symptom corrected: <ol style="list-style-type: none"> 1. A 404 error will be returned by WIM after the "Date and time" setting is configured via a WebSmartDeviceMonitor ver.2.0 Batch Configuration. 2. The device will not be registered with a DNS server by a DHCP relay agent. 3. The device fails to renew with the DDNS server, it will not try again. 4. IPP clients might not print to devices that joined the network using mDNS (Bonjour). 		
6.05.1	<ol style="list-style-type: none"> 1. The device cannot login to Windows Vista via SMB. 2. SMB printing is sporadically unavailable. 3. The device might be unable to obtain an IP address from a DHCP Server through a DHCP Relay Agent (FPR#RE06110003/RE06110011/RC06120002). 		
6.05	<ol style="list-style-type: none"> 1. Fixed: The device might not be able to retrieve an IP address from a DHCP server under specific conditions (GFPR#RC06060003). 2. Fixed: Some mmesg logs or portions of mmesg logs cannot be acquired using RlogTool v2.X. (TechMail#TS060625) 		
6.03	<ol style="list-style-type: none"> 1. The device might not obtain an IP address from DHCP server if Autonet is disabled. In some cases, "Cannot connect with DHCP Server.(101)" will be displayed on the operation panel. 2. Recycling the power causes all jobs that sent via sftp to be deleted from the sftp spool and the error message "#[brmspl YY/MM/DD hh:mm:ss Nothing target APL. ERR:" will be written in the system log. Conditions of occurrence: <ul style="list-style-type: none"> - "Spool Printing" is enabled. Display Panel->System Default: disabled - "Job Spooling (Protocol)" for sftp is enabled. SP5-828-069 BitSwitch#6 Default: enabled - "Job Spooling Clear: Start Time" is enabled. SP5-828-066 Default: enabled 3. The device can not connect in environments with multiple NetWare servers in 		

Reissued: 06-Jan-09

Model: Model G-P2		Date: 18-May-06	No.: RG160004g
Version	Symptom Corrected		
	the same NDS tree. (GFPR#RC05120001/RC06020010/RE06030007/RE06030001)		
	4. The SSID is shown as blank in the Configuration Page, even if the SSID has been configured. This will only happen if the SSID is exactly 32 characters in length.		
6.00	1st mass production		

Reissued: 06-Jan-09

Model: Model G-P2	Date: 08-Jun-06	No.: RG160008j
-------------------	-----------------	----------------

RTB Reissue

The items in bold italics have been corrected or added.

Subject: Firmware Release History (System)		Prepared by: K.Moriizumi	
From: 1st Tech. Support Sec. Service Support Dept.			
Classification:	<input type="checkbox"/> Troubleshooting	<input type="checkbox"/> Part information	<input type="checkbox"/> Action required
	<input type="checkbox"/> Mechanical	<input type="checkbox"/> Electrical	<input type="checkbox"/> Service manual revision
	<input type="checkbox"/> Paper path	<input type="checkbox"/> Transmit/receive	<input type="checkbox"/> Retrofit information
	<input checked="" type="checkbox"/> Other ()		

This RTB has been issued to announce the firmware release information for the System.

Version	Program No.	Effective Date
1.14	G1615250L	January 2009 production
1.13	G1615250K	August 2008 production
1.12	G1615250J	April 2008 production
1.11	G1615250H	January 2008 production
1.10	G1615250G	September 2007 production
1.09	G1615250F	July 2007 production
1.08	G1615250E	May 2007 production
1.07	G1615250D	January 2007 production
1.05	G1615250C	October 2006 production
1.03	G1615250B	July 2006 production
1.02	G1615250A	June 2006 production
1.01	G1615250	1st mass production

Version	Symptom Corrected
1.14	Symptom corrected: <ol style="list-style-type: none"> "Connection error: Check proxy settings" is displayed when the @Remote gateway server is down. The result of RFU is not informed to @Remote center. If the "User Account Enhance Unit" is installed, the following problems might occur: <ol style="list-style-type: none"> Information in the "Counter per User" sheet might be incorrect. A duplicate might be created when the driver registers a User Code in the addressbook. The User Code counter that is incremented might not correspond to the user that submitted the job. An SC990 error might occur if a job that contains a large amount of data per page is printed in duplex. An example of a potentially affected job is printing photos with a Layout of 16 per sheet.
1.13	Other changes: The firmware was modified to support the new Fujitsu hard disk drive.
1.12	Symptom corrected: <ol style="list-style-type: none"> IPv6 Type 0 Route Headers allow sender to control routing (CVE-2007-2242). (TechMail#TS080184) RC Gate communication fails in wireless LAN environments.

Reissued: 06-Jan-09

Model: Model G-P2		Date: 08-Jun-06	No.: RG160008j
Version	Symptom Corrected		
	<p>Other changes:</p> <ol style="list-style-type: none"> 1. The new WLAN card is now available. (TechMail#OTS-2008-543) Note: To use this new card, System firmware (version 1.12 or later), Websys firmware (version 1.07 or later) and NCS firmware (version 6.05.7 or later) needs to be applied to the device. 		
1.11	<p>Symptom corrected:</p> <ol style="list-style-type: none"> 1. 2 separate jobs are stored on the HDD as a single job with overlapping page images. This can only happen if all of the following conditions occur: <ol style="list-style-type: none"> 1. The device stalls while the first job is being stored to the HDD. 2. After the stall, the printer is rebooted and another job is submitted for storage. 3. The first and second store must be to/from the same application (Copy/Scanner/Printer). <p>Other changes:</p> <ol style="list-style-type: none"> 1. The new features of "Embedded Software Architecture SD card Ver.2.11 (SDK/J SDcard Ver.2.11)" are now supported. For the details of these features, please refer to the release notes for "Embedded Software Architecture SD card Ver.2.11 (SDK/J SDcard Ver.2.11)". 		
1.10	<p>Symptom corrected:</p> <ol style="list-style-type: none"> 1. If the power is turned OFF/ON during a Remote Firmware Update (RFU), and the Data Overwrite Security option is installed, the update is not automatically retried when the printer reboots. 2. RFU cannot be performed while the printer is booting up. 3. The job processing speed is slower when the DataOverwriteSecurity option is installed. 4. Device might not be able to access the network under the following conditions (FPR#RC07050005): <ul style="list-style-type: none"> - The device is conneted to a HUB that has link flapping enabled. - The device "Ethernet speed" is not "Auto". 5. The device sporadically fails to login to an Integration server. 		
1.09	(Minor changes applied for the Japan model only).		
1.08	<p>Symptom corrected:</p> <ol style="list-style-type: none"> 1. Printer does not respond to stand-alone scanners that are connected by USB. This results in the error message "Cannot connect or find the specified printer. Click [Back] to continue." being displayed in Web Status Monitor. This only occurs if the Paper Source Tray has been configured (in Web status Monitor of the scanner). 2. Entries such as "usercode/username" in the Job Log or Access Log, might be shown incorrectly in Web SmartDeviceMonitor ver 2.x. This only occurs if there are a large number of entries. 3. SC868 is occurred when the CVM Card is corrupted. (FPR#: RC06110007) 4. It is impossible to select any application button in User Tools and SP mode. Note: This symptom occurs under the following conditions. <ul style="list-style-type: none"> - The machine is connected to the @Remote system (SP5-816-003 is set to "1"). - The controller board has just been replaced. 5. Communication between RC Gate (external and embedded) and the device 		

Reissued: 06-Jan-09

Model: Model G-P2		Date: 08-Jun-06	No.: RG160008j
Version	Symptom Corrected		
	does not work properly.		
1.07	<ol style="list-style-type: none"> Sometimes, the machine does not switch over to Energy Saver mode. A proxy server error occurs if the main power is turned ON/OFF while the machine is connected to RC-Gate (@Remote). The default setting for an Auto SC Call (@Remote) was changed from OFF to ON. The job log will become corrupted and can no longer be uploaded to WebSmartDeviceMonitor ver 2.0 if the MFP power is cycled while a job is being processed. The device is unable to follow an LDAP search reference if the device and LDAP server are communicating via SSL. This problem affects the following functions: <ul style="list-style-type: none"> - LDAP Search - LDAP Connection Test - LDAP Authentication - Windows Authentication ROM updates will fail via WebImageMonitor if the Transfer Log Setting is On. Accessing the document server in WIM via an single sign-on server might result in "404 Not Found". This only happens if the url used to access WIM contains a "Host Name" and "Domain Name" (The "domain name" setting in the MFP is not blank.). It does not happen if the url contains an IP address. <p>Note: To fix this issue(#7), all of the following firmware must be applied:</p> <ul style="list-style-type: none"> - System firmware ver 1.07 or later - Websys firmware ver 1.05 or later - Network DocBox firmware ver 2.00.1 or later - Printer firmware ver 1.07 or later 		
1.05	<ol style="list-style-type: none"> SC819 error might occur if the device is restarted during a remote firmware update. The machine might freeze during a detailed self-diagnostic. SC990 occurs when the machine prints out the SMC report. 4. Wording errors: English, Italian, Norwegian, Portuguese, Spanish, German, Hungarian, Finnish and Swedish. 		
1.03	<ol style="list-style-type: none"> Symptom corrected: SC670 or SC991 occurs if the machine is connected to @Remote (Cumin). Fixed: The SDK application might not be installed using WIM. 		
1.02	<ol style="list-style-type: none"> The device that has the 'Autentication: High Security' setting might not be able to authenticate a valid user on an LDAP server. This only occurs if the user name contains non-ASCII characters. This problem effects the following functions: <ul style="list-style-type: none"> - LDAP Search - LDAP Connection Test - LDAP Authentication Either the scanner or fax applications, or the entire device might stall if an LDAP search reference; recursively spans 3 or more servers. The following functions might not work correctly. <ul style="list-style-type: none"> - Add/change/delete users or groups from the Address Book via the display panel/Web Image Monitor/SmartDeviceMonitor for Admin. 		

Reissued: 06-Jan-09

Model: Model G-P2		Date: 08-Jun-06	No.: RG160008j
Version	Symptom Corrected		
	<ul style="list-style-type: none"> - All Administrator Authentication and User Authentication functions. 4. Devices configured using the WebSmartDeviceMonitor version2.0 Batch Configuration function, will automatically have the 'LDAP Search Timeout(SP5-846-010 default: 60 sec)' setting configured as 0. As a result, all LDAP Searches might fail. 5. Parts of the Czech, Polish and Hungarian versions of WebImageMonitor might appear garbled. 6. The debug logging data cannot be stored in an SD card. 7. The @Remote center cannot obtain the temperature/humidity data. 		
1.01	1st mass production		

Reissued: 25-Nov-10

Model: Model G-P2	Date: 18-May-06	No.: RG160004h
--------------------------	-----------------	----------------

RTB Reissue

The items in bold italics have been added.

Subject: Firmware Release History (NIB)		Prepared by: K. Moriizumi	
From: 2nd Overseas Tech Support Sec., 2nd PQM Dept.			
Classification:	<input type="checkbox"/> Troubleshooting	<input type="checkbox"/> Part information	<input type="checkbox"/> Action required
	<input type="checkbox"/> Mechanical	<input type="checkbox"/> Electrical	<input type="checkbox"/> Service manual revision
	<input type="checkbox"/> Paper path	<input type="checkbox"/> Transmit/receive	<input type="checkbox"/> Retrofit information
	<input checked="" type="checkbox"/> Other ()		

This RTB has been issued to announce the firmware release information for the **NIB**.

Version	Program No.	Effective Date
6.05.12	G1615252J	December 2010 production
6.05.9	G1615252G	January 2009 production
6.05.7	G1615252F	April 2008 production
6.05.5	G1615252E	July 2007 production
6.05.4	G1615252D	May 2007 production
6.05.1	G1615252C	January 2007 production
6.05	G1615252B	September 2006 production
6.03	G1615252A	June 2006 production
6.00	G1615252	1st mass production

Version	Symptom Corrected
6.05.12	<p>Symptom corrected:</p> <ol style="list-style-type: none"> Unable to retrieve the Windows group name from a Windows 2008 R2 server during Windows Authentication. Because of this, logged in users will only be granted the "Available Functions" specified for them in the Addressbook. The device is unable to assign group privileges to a logged in user if that group has a name consisting of more than 20 bytes. To address this issue, the supported group name length will be increased to 40 bytes. The printer's Windows Authentication function is unable to use Kerberos when being authenticated on a Windows 2008 or Windows 2008 R2 server. The printer will still be successfully authenticated because it is able to fail back to NTLMv2. If the printer's IP address is changed to an IP address of another subnet, users will not be able to browse the network (using Scan to SMB) until the printer is rebooted. An httpd timeout has been implemented to prevent Web Image Monitor lockups that sometimes occurred when applications accessed the printer by http. If Windows Authentication is enabled, printing a large number of copies of a job might take longer than might typically be expected. <p>Other changes:</p>

Reissued: 25-Nov-10

Model: Model G-P2		Date: 18-May-06	No.: RG160004h
Version	Symptom Corrected		
	<ol style="list-style-type: none"> Windows Authentication fails if the username or password includes lower-case European characters. The device's SMB timeout was too short (1sec). This caused problems when being used across subnets. For this reason, it has been increased to 10 sec. 		
6.05.9	Symptom corrected: <ol style="list-style-type: none"> The device might not be able to access the network once the Log collection tool is run. IPP print jobs are cancelled. This happened very infrequently. After a job consisting of a multiple of exactly 8KB (8192 bytes) is submitted via IPP, the device will no longer accept any more jobs until rebooted. 		
6.05.7	Symptom corrected: <ol style="list-style-type: none"> The performance of WIM might be reduced if SSDP is enabled on the device. LPR jobs containing a ustatus readback will cause devices to stall if the USB interface is disabled. "Processing" will be displayed in the operation panel. (FPR# RC07050011) The device will stall if a PCL job is submitted via sftp while the printer spooler (off by default) or sftp spooler (on by default) are stopped. Jobs submitted from Mac OS via AppleTalk might result in an error or be discarded completely by the printer. An SSL2.0 client code fails to properly check for NULL(CVE-2006-4343). (TechMail#OTS-2008-185) Multiple RSA implementations fail to properly handle signatures(CVE-2006-4339). (TechMail#OTS-2008-276). The connection to a WLAN might be dropped if the device has been connected for an extended period of time and was authenticated using WPA. If WLAN is enabled, an SC991 might be displayed on the Operation Panel if either of the following settings are changed: <ul style="list-style-type: none"> The Ethernet Speed is changed to any setting except "Auto Select", from the operation panel. The Communication Mode is changed to "Ad hoc mode" and then User Tools is exited. The Interface Speed in NIB summary will be shown as "Link down" if WLAN is enabled. Other changes: <ol style="list-style-type: none"> The new WLAN card is now available. (TechMail#OTS-2008-543) Note: To use this new card, System firmware (version 1.12 or later), Websys firmware (version 1.07 or later) and NCS firmware (version 6.05.7 or later) needs to be applied to the device. 		
6.05.5	Symptom corrected: <ol style="list-style-type: none"> SMB folders can not be registered in the address book. (TechMail#OTS-2007-1913) Extra steps are required if a user provides an invalid username or password for Scan to SMB. (TechMail#OTS-2007-1913) 		
6.05.4	Symptom corrected: <ol style="list-style-type: none"> A 404 error will be returned by WIM after the "Date and time" setting is configured via a WebSmartDeviceMonitor ver.2.0 Batch Configuration. The device will not be registered with a DNS server by a DHCP relay agent. 		

Reissued: 25-Nov-10

Model: Model G-P2		Date: 18-May-06	No.: RG160004h
Version	Symptom Corrected		
	3. The device fails to renew with the DDNS server, it will not try again. 4. IPP clients might not print to devices that joined the network using mDNS (Bonjour).		
6.05.1	1. The device cannot login to Windows Vista via SMB. 2. SMB printing is sporadically unavailable. 3. The device might be unable to obtain an IP address from a DHCP Server through a DHCP Relay Agent (FPR#RE06110003/RE06110011/RC06120002).		
6.05	1. Fixed: The device might not be able to retrieve an IP address from a DHCP server under specific conditions (GFPR#RC06060003). 2. Fixed: Some mmesg logs or portions of mmesg logs cannot be acquired using RlogTool v2.X. (TechMail#TS060625)		
6.03	1. The device might not obtain an IP address from DHCP server if Autonet is disabled. In some cases, "Cannot connect with DHCP Server.(101)" will be displayed on the operation panel. 2. Recycling the power causes all jobs that sent via sftp to be deleted from the sftp spool and the error message "#[brmspl YY/MM/DD hh:mm:ss Nothing target APL. ERR:" will be written in the system log. Conditions of occurrence: - "Spool Printing" is enabled. Display Panel->System Default: disabled - "Job Spooling (Protocol)" for sftp is enabled. SP5-828-069 BitSwitch#6 Default: enabled - "Job Spooling Clear: Start Time" is enabled. SP5-828-066 Default: enabled 3. The device can not connect in environments with multiple NetWare servers in the same NDS tree. (GFPR#RC05120001/RC06020010/RE06030007/RE06030001) 4. The SSID is shown as blank in the Configuration Page, even if the SSID has been configured. This will only happen if the SSID is exactly 32 characters in length.		
6.00	1st mass production		

Reissued: 02-May-11

Model: Model G-P2	Date: 1-Jun-06	No.: RG160007b
-------------------	----------------	----------------

Subject: Firmware Release (Engine)		Prepared by: K. Moriizumi	
From: 2nd Overseas Tech Support Sec., 2nd PQM Dept.			
Classification:	<input type="checkbox"/> Troubleshooting	<input type="checkbox"/> Part information	<input type="checkbox"/> Action required
	<input type="checkbox"/> Mechanical	<input type="checkbox"/> Electrical	<input type="checkbox"/> Service manual revision
	<input type="checkbox"/> Paper path	<input type="checkbox"/> Transmit/receive	<input type="checkbox"/> Retrofit information
	<input type="checkbox"/> Product Safety	<input checked="" type="checkbox"/> Other	<input checked="" type="checkbox"/> Tier 2

This RTB has been issued to announce the firmware release information for the Model G-P2 engine board.

For: G-P2a

Version	Program No.	Effective Date	Availability of RFU
1.02A:02	G1585130C_ LR0498	-	Available
1.02:02	G1585130C	September 2007 production	Available
1.01:02	G1585130B	April 2006 production	Available
1.00:02	G1585130A	1st mass production	Available

For: G-P2b

Version	Program No.	Effective Date	Availability of RFU
1.01A:02	G1595130B_ LR0477	-	Available
1.01:02	G1595130B	April 2006 production	Available
1.00:02	G1595130A	1st mass production	Available

Version		Symptom Corrected
G-P2a	G-P2b	
1.02A:02	1.01A:02	Symptom corrected: Toner End calls for all four colors are sent to the @Remote Center, even when only one toner color has reached the Toner End condition.
1.02:02	-	Other changes: ● Firmware standardization (Model G-P2L).
1.01:02	1.01:02	● The @Remote center cannot obtain the toner bottle installation date. ● The printer sometimes returns to the "Ready" condition during the Color Calibration.
1.00:02	1.00:02	1st mass production

Reissued: 18-Feb-15

Model: Model G-P2	Date: 01-Jun-06	No.: RG160007c
-------------------	-----------------	----------------

RTB Reissue

The items in bold italics have been corrected or added.

Subject: Firmware Release (Engine)		Prepared by: Y. Suzuki	
From: 3rd Tech Service Sect., MFP/Printer Tech Service Dept.			
Classification:	<input type="checkbox"/> Troubleshooting	<input type="checkbox"/> Part information	<input type="checkbox"/> Action required
	<input type="checkbox"/> Mechanical	<input type="checkbox"/> Electrical	<input type="checkbox"/> Service manual revision
	<input type="checkbox"/> Paper path	<input type="checkbox"/> Transmit/receive	<input type="checkbox"/> Retrofit information
	<input type="checkbox"/> Product Safety	<input checked="" type="checkbox"/> Other	<input checked="" type="checkbox"/> Tier 2

This RTB has been issued to announce the firmware release information for the Model G-P2 engine board.

For: G-P2a

Version	Program No.	Effective Date	Availability of RFU
<i>1.03:02</i>	<i>G1585130D</i>	-	<i>Available</i>
1.02A:02	G1585130C_ LR0498	-	Available
1.02:02	G1585130C	September 2007 production	Available
1.01:02	G1585130B	April 2006 production	Available
1.00:02	G1585130A	1st mass production	Available

For: G-P2b

Version	Program No.	Effective Date	Availability of RFU
<i>1.02:02</i>	<i>G1595130C</i>	-	<i>Available</i>
1.01A:02	G1595130B_ LR0477	-	Available
1.01:02	G1595130B	April 2006 production	Available
1.00:02	G1595130A	1st mass production	Available

Reissued: 18-Feb-15

Model: Model G-P2	Date: 01-Jun-06	No.: RG160007c
-------------------	-----------------	----------------

Version		Symptom Corrected
G-P2a	G-P2b	
1.03:02	1.02:02	Other changes: 1. The following SP modes are automatically changed as shown when SP1-001-039 is set to "10.0"(maximum) and SP7-804-002 is executed: <ul style="list-style-type: none"> - SP7-853-002, 003, 004, 005, 009 : +1 - SP7-803-002, 003, 004, 005, 009 (Paper counter of PCUs and transfer belt unit): Resets to "0" - SP7-803-017, 018, 019, 020, 025 (Rotation distance of PCUs and transfer belt unit): Resets to "0" - SP7-803-037, 038, 039, 040, 045 (Rotation "%" of PCUs and transfer belt unit): Resets to "0" - SP7-803-050, 051, 054 (Life of PCUs and transfer belt unit): Resets to "100%" 2. Minor correction was applied for the customized model for the Japanese market.
1.02A:02	1.01A:02	Symptom corrected: Toner End calls for all four colors are sent to the @Remote Center, even when only one toner color has reached the Toner End condition.
1.02:02	-	Other changes: <ul style="list-style-type: none"> ● Firmware standardization (Model G-P2L).
1.01:02	1.01:02	<ul style="list-style-type: none"> ● The @Remote center cannot obtain the toner bottle installation date. ● The printer sometimes returns to the "Ready" condition during the Color Calibration.
1.00:02	1.00:02	1st mass production