

Reissued: 18-May-04

Model: Model AR-P1	Date: 16-Feb-04	No.: MG081001a
--------------------	-----------------	----------------

MB Correction

The items in bold italics have been changed (P/N on pg. 1).

Modified Article: Parts Catalog Corrections		Prepared by: K. Moriizumi	
From: 1st Tech. Support Sec. Service Support Dept.			
Reason for Modification:	<input checked="" type="checkbox"/> Parts catalog correction	<input type="checkbox"/> Vendor change	<input type="checkbox"/> To meet standards ()
	<input type="checkbox"/> To facilitate assembly	<input type="checkbox"/> To improve reliability	
	<input type="checkbox"/> Part standardization	<input type="checkbox"/> Other	

Old part number	New part number	Description	Q'ty	Int	Page	Index	Note
-	G0811226	Support Tray	1 - 1				
G0811304	G0811310	Transfer Roller Holder	1 - 1		11	4	
G0811310	G0811315	Paper Guide – Transfer Roller	1 - 1		11	10	
G0812102	G0812144	Clutch Spring	1 - 1		25	5	
G0812110	G0812145	PCU Gear	4 - 4		25	13	
G0812113	G0812146	Developer Gear	4 - 4		25	16	
G0812114	-	Developer Bushing	4 - 0		25	17	
G0812312	-	Grounding Plate	1 - 0		9	14	
G0812416	G0812492	Spring – R	2 - 1		13	19	1
	G0812493	Spring – L	- 1				1
-	G0812491	Recovery Ground Plate	0 - 1		29	40	2
-	G0812494	Paper Tray Ass'y	0 - 1		31		
-	G0812495	Decal – Paper Tray	0 - 1		31		
G0815121	G0815122	High Voltage Board	1 - 1		29	1	
G0814048	-	Separator Holder	0 - 1		22	56	3
G0814543	-	Screw 3x5	0 - 1		22	57	3
G0814529	G0814529	E-ring	4 - 5		22	48	3
G0696006	G0814556	RIP Lock Screw A	2 - 1		29	33	
	G0814557	RIP Lock Screw B	- 1		29	33	

Paper Feed Unit (G342)

Old part number	New part number	Description	Q'ty	Int	Page	Index	Note
G0814524	G0814522	Screw 3 x 6	3 - 3		5	50	

Duplex Unit AD440 (G343)

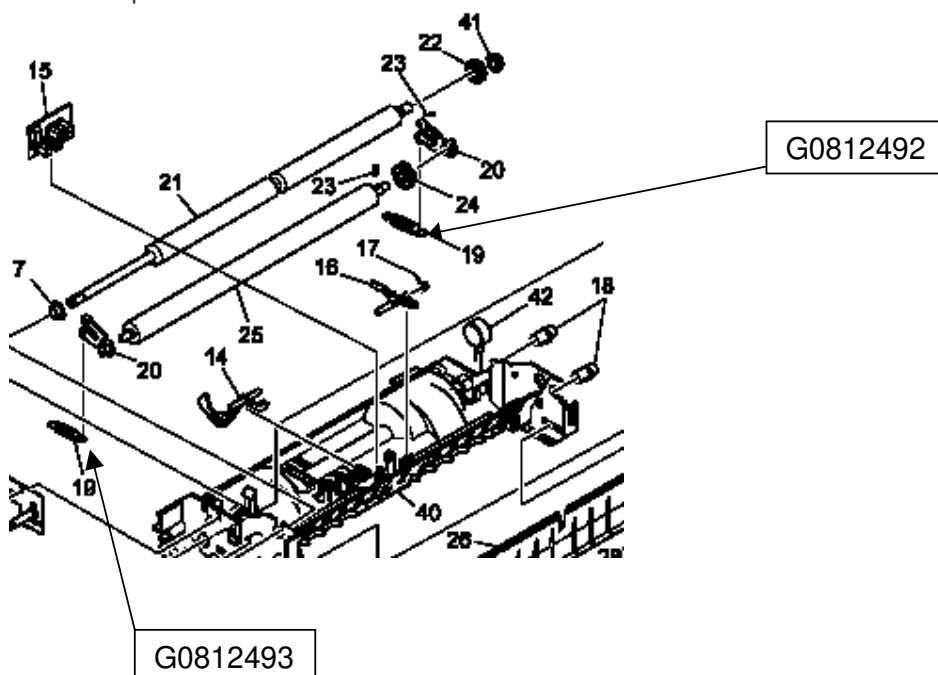
Old part number	New part number	Description	Q'ty	Int	Page	Index	Note
G0812415	G3431120	Bushing	2 - 2		3	4	

Reissued: 18-May-04

Model: Model AR-P1	Date: 16-Feb-04	No.: MG081001a
--------------------	-----------------	----------------

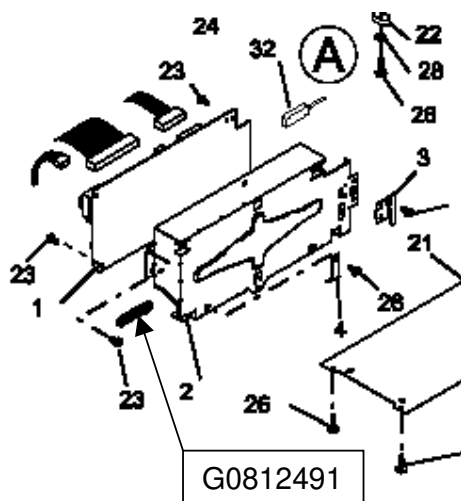
Note 1:

The springs (part number: G0812416, index 19) have been changed to G0812492 and G0812493 as follows.



Note 2:

The Recovery Ground Plate (part number G0812491, index 40) has been added as follows.



Reissued: 18-May-04

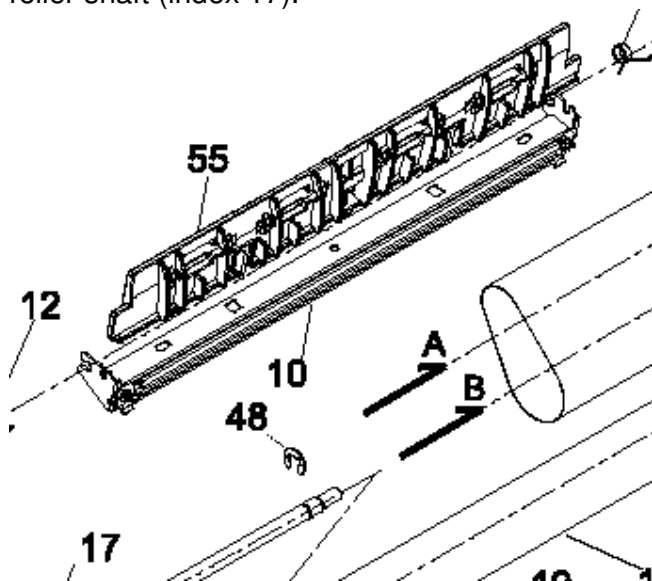
Model: Model AR-P1

Date: 16-Feb-04

No.: MG081001a

Note 3:

The separator holder (G0814048: index 56) has been combined with the paper separator (G0814010: index 10). Also, a G0814529 e-ring (index 48) has been added to the heat roller shaft (index 17).



Model: Model AR-P1		Date: 16-Feb-04	No.: MG081002
Modified Article: Grounding Plate for Fusing Unit		Prepared by: K. Moriizumi	
From: 1st Tech. Support Sec. Service Support Dept.			
Reason for Modification:	<input type="checkbox"/> Parts catalog correction <input checked="" type="checkbox"/> To facilitate assembly <input type="checkbox"/> Part standardization	<input type="checkbox"/> Vendor change <input type="checkbox"/> To improve reliability <input type="checkbox"/> Other	<input type="checkbox"/> To meet standards ()

The shape of the grounding plate has been changed to facilitate assembly.

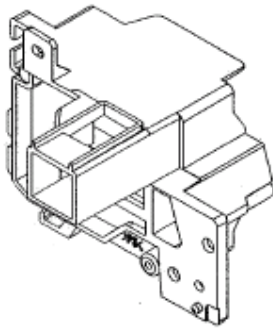
Old part number	New part number	Description	Q'ty	Int	Page	Index	Note
G0812023	G0812029	Grounding Plate - Fusing Unit	1	X/O	7	19	

Model: Model AR-P1		Date: 16-Feb-04	No.: MG081003
Modified Article: Main Drive Unit Ass'y		Prepared by: K. Moriizumi	
From: 1st Tech. Support Sec. Service Support Dept.			
Reason for Modification:	<input type="checkbox"/> Parts catalog correction <input checked="" type="checkbox"/> To facilitate assembly <input type="checkbox"/> Part standardization	<input type="checkbox"/> Vendor change <input type="checkbox"/> To improve reliability <input type="checkbox"/> Other	<input type="checkbox"/> To meet standards ()

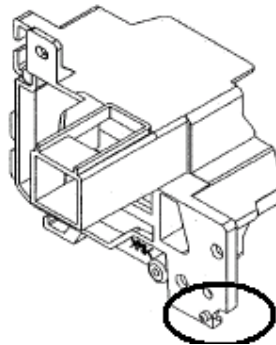
The shapes of the following parts have been changed to avoid contact with the fixing nuts/bolts for the main drive unit shaft.

Old part number	New part number	Description	Q'ty	Int	Page	Index	Note
G0812143	G0812147	Main Drive Unit Ass'y	1	O/O	25	50	
G0812027	G0812028	Sub Fusing Fan Duct	1	X/O	7	32	
G0812031	G0812033	Engine Board Shield Cover	1	X/O	7	2	

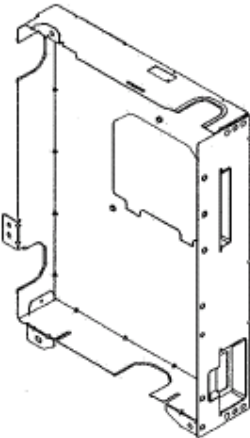
G0812027



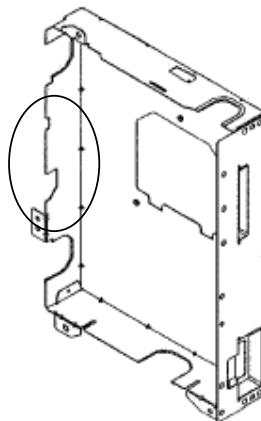
G0812028



G0812031



G0812033



Model: Model AR-P1		Date: 16-Feb-04	No.: MG081004
Modified Article: Paper Feed Unit		Prepared by: K. Moriizumi	
From: 1st Tech. Support Sec. Service Support Dept.			
Reason for Modification:	<input type="checkbox"/> Parts catalog correction <input type="checkbox"/> To facilitate assembly <input type="checkbox"/> Part standardization	<input type="checkbox"/> Vendor change <input checked="" type="checkbox"/> To improve reliability <input type="checkbox"/> Other	<input type="checkbox"/> To meet standards ()

The specification tolerance for the force of the spring in the paper feed unit has been optimized (narrowed) to further minimize noise at paper feed.

Old part number	New part number	Description	Q'ty	Int	Page	Index	Note
G0812425	G0812496	Pinch Roller Spring	1 – 1	X/O	13	28	
G0812487	G0812487A	Paper Feed Unit	1 - 1	O/O	9	20	

[RCL (Japan) Production]

MODEL NAME	V/Hz	DESTINATION	CODE	SERIAL NO.
RICOH CL3000 Lanier LP020c Savin CLP1620 Gestetner C7116	120V/60Hz	USA, Canada	G081-17	P9230800465
RICOH CL3000DN	220-240V/50,60Hz	Europe, South America, Asia, others	G081-27	P9230800359
NRG C7116dn	220-240V/50,60Hz	Europe, South America, Asia, others	G081-22	P9230801148
RICOH CL3000	220-240V/50,60Hz	Europe, South America, Asia, others	G092-27	P9530800701
NRG C7116	220-240V/50,60Hz	Europe, South America, Asia, others	G092-22	P9530800501

Model: Model AR-P1		Date: 16-Feb-04	No.: MG081005
Modified Article: Paper Cassette Unit		Prepared by: K. Moriizumi	
From: 1st Tech. Support Sec. Service Support Dept.			
Reason for Modification:	<input type="checkbox"/> Parts catalog correction <input type="checkbox"/> To facilitate assembly <input type="checkbox"/> Part standardization	<input type="checkbox"/> Vendor change <input checked="" type="checkbox"/> To improve reliability <input type="checkbox"/> Other	<input type="checkbox"/> To meet standards ()

The following have been applied to further minimize paper jams:

- A plastic sheet has been added between the cassette base plate and cork sheet
- The specification tolerance for the spring force responsible for lifting up the base plate has been optimized (narrowed).

Old part number	New part number	Description	Q'ty	Int	Page	Index	Note
G0812507	G0812522	Spring	2 - 2	X/O	33	7	
G0812502	G0812521	Cassette Base Plate	1 - 1	X/O	33	2	

Paper Feed Unit (G342)

Old part number	New part number	Description	Q'ty	Int	Page	Index	Note
G0812507	G0812522	Spring	2 - 2	X/O	7	7	

[RCL (Japan) Production]

MODEL NAME	V/Hz	DESTINATION	CODE	SERIAL NO.
RICOH CL3000 Lanier LP020c Savin CLP1620 Gestetner C7116	120V/60Hz	USA, Canada	G081-17	P9230300001
RICOH CL3000DN	220-240V/50,60Hz	Europe, South America, Asia, others	G081-27	P9230400001
NRG C7116dn	220-240V/50,60Hz	Europe, South America, Asia, others	G081-22	P9230500501
RICOH CL3000	220-240V/50,60Hz	Europe, South America, Asia, others	G092-27	P9530300001
NRG C7116	220-240V/50,60Hz	Europe, South America, Asia, others	G092-22	P9530500151

Model: Model AR-P1		Date: 16-Feb-04	No.: MG081006
Modified Article: Paper Feed Unit		Prepared by: K. Moriizumi	
From: 1st Tech. Support Sec. Service Support Dept.			
Reason for Modification:	<input type="checkbox"/> Parts catalog correction <input type="checkbox"/> To facilitate assembly <input type="checkbox"/> Part standardization	<input type="checkbox"/> Vendor change <input type="checkbox"/> To improve reliability <input checked="" type="checkbox"/> Other	<input type="checkbox"/> To meet standards ()

The color of the following part has been changed from black to white.

Paper Feed Unit (G342)

Old part number	New part number	Description	Q'ty	Int	Page	Index	Note
G3421101	G3421145	Pinch Roller Base	1 – 1	O/O	5	1	

[RCL (Japan) Production]

MODEL NAME	V/Hz	DESTINATION	CODE	SERIAL NO.
Paper Feed Unit Type 3000	-	World Wide	G342-17	P9330900068

Model: Model AR-P1		Date: 16-Feb-04	No.: MG081007
Modified Article: Registration Sensor		Prepared by: K. Moriizumi	
From: 1st Tech. Support Sec. Service Support Dept.			
Reason for Modification:	<input type="checkbox"/> Parts catalog correction <input type="checkbox"/> To facilitate assembly <input type="checkbox"/> Part standardization	<input type="checkbox"/> Vendor change <input checked="" type="checkbox"/> To improve reliability <input type="checkbox"/> Other	<input type="checkbox"/> To meet standards ()

The registration sensor openings have been made smaller to prevent toner staining.

Old part number	New part number	Description	Q'ty	Int	Page	Index	Note
G0812447	G0812498	Registration Sensor Shutter	1 - 1	X/O	29	20	

Model: Model AR-P1		Date: 16-Feb-04	No.: MG081008
Modified Article: Paper Empty Sensor		Prepared by: K. Moriizumi	
From: 1st Tech. Support Sec. Service Support Dept.			
Reason for Modification:	<input type="checkbox"/> Parts catalog correction <input type="checkbox"/> To facilitate assembly <input type="checkbox"/> Part standardization	<input type="checkbox"/> Vendor change <input checked="" type="checkbox"/> To improve reliability <input type="checkbox"/> Other	<input type="checkbox"/> To meet standards ()

The shape of the paper empty sensor actuator has been changed to ensure the actuator stays properly fastened.

Old part number	New part number	Description	Q'ty	Int	Page	Index	Note
G0812412	G0812499	Actuator – Paper Empty Sensor	1 - 1	X/O	13	14	

Model: Model AR-P1		Date: 26-Jul-04	No.: MG081009
Modified Article: Parts catalog corrections		Prepared by: K. Moriizumi	
From: 1st Tech. Support Sec. Service Support Dept.			
Reason for Modification:	<input checked="" type="checkbox"/> Parts catalog correction <input type="checkbox"/> To facilitate assembly <input type="checkbox"/> Part standardization	<input type="checkbox"/> Vendor change <input type="checkbox"/> To improve reliability <input type="checkbox"/> Other	<input type="checkbox"/> To meet standards ()

Please delete the following from pg. 29.

Reason: This is a catalog listing error.

Note: The Paper Tray Assembly listed on pg. 31 is correct.

Old part number	New part number	Description	Q'ty	Int	Page	Index	Note
G0812494	-	Paper Tray Ass'y	1 - 0	-	29	40	1

Model: Model AR-P1		Date: 04-Aug-06	No.: MG081010
Modified Article: Paper Feed Unit (G342)		Prepared by: K. Moriizumi	
From: 1st Tech. Support Sec. Service Support Dept.			
Reason for Modification:	<input checked="" type="checkbox"/> Parts catalog correction	<input type="checkbox"/> Vendor change	<input type="checkbox"/> Other
	<input type="checkbox"/> To facilitate assembly	<input type="checkbox"/> To improve reliability	<input type="checkbox"/> To meet standards
	<input checked="" type="checkbox"/> Part standardization	<input type="checkbox"/> Product Safety	()

Old part number	New part number	Description	Q'ty	Int	Page	Index	Note
G3422506	G0812506	Left Paper Side Guide	1 -> 1		7	6	

Change/Reason: Parts standardization.

Note: This change was applied from the beginning of mass-production.

Model: Model AR-P1		Date: 21-Sep-06	No.: MG081011
Modified Article: LED lens cover		Prepared by: K. Moriizumi	
From: 1st Tech. Support Sec. Service Support Dept.			
Reason for Modification:	<input checked="" type="checkbox"/> Parts catalog correction <input type="checkbox"/> Vendor change <input type="checkbox"/> Other		
	<input type="checkbox"/> To facilitate assembly <input type="checkbox"/> To improve reliability <input type="checkbox"/> To meet standards		
	<input type="checkbox"/> Part standardization <input type="checkbox"/> Product Safety ()		

Old part number	New part number	Description	Q'ty	Int	Page	Index	Note
-	G0811922	LED cover – Operation panel	-	-	3		

Change/Reason: Parts catalog correction.



Note: This change was applied from the beginning of mass-production.

Model: AR-P1		Date: 5-Mar-07	No.: MG081012
Modified Article: Paper Tray		Prepared by: K. Moriizumi	
From: 1st Tech. Support Sec. Service Support Dept.			
Reason for Modification:	<input type="checkbox"/> Parts catalog correction <input checked="" type="checkbox"/> Vendor change <input type="checkbox"/> Other <input type="checkbox"/> To facilitate assembly <input type="checkbox"/> To improve reliability <input type="checkbox"/> To meet standards <input type="checkbox"/> Part standardization <input type="checkbox"/> Product Safety ()		

Old part number	New part number	Description	Q'ty	Int	Page	Index	Note
G0812465	-	Paper Tray	1 – 0		31	15	
G0812495	-	Decal – Paper Tray	1 – 0		31	40	

Change: The parts in the table were deleted.

Reason: The vender has stopped supplying the parts.

Note: If you need to replace these parts, install the Paper Tray Assembly (G0812494).

Model: AR-P1		Date: 23-Mar-07	No.: MG081013
Modified Article: Solenoid for PCU Black		Prepared by: K. Moriizumi	
From: 1st Tech. Support Sec. Service Support Dept.			
Reason for Modification:	<input type="checkbox"/> Parts catalog correction <input checked="" type="checkbox"/> Vendor change <input type="checkbox"/> Other <input type="checkbox"/> To facilitate assembly <input checked="" type="checkbox"/> To improve reliability <input type="checkbox"/> To meet standards <input type="checkbox"/> Part standardization <input type="checkbox"/> Product Safety ()		

For Model AR-P1e/L only

Old part number	New part number	Description	Q'ty	Int	Page	Index	Note
G1202202	G1390811	Bk Solenoid	1 – 1	X/O	25	3	
G1202103	G1390812	Main Drive Unit Ass'y	1 – 1	X/O	25	36	

Change/Reason: The reliability of the solenoid was increased.


Model: AR-P1		Date: 18-May-07	No.: MG081014
Modified Article: PSU (230V)		Prepared by: K. Moriizumi	
From: 1st Tech. Support Sec. Service Support Dept.			
Reason for Modification:	<input type="checkbox"/> Parts catalog correction <input type="checkbox"/> Vendor change <input type="checkbox"/> Other <input type="checkbox"/> To facilitate assembly <input type="checkbox"/> To improve reliability <input type="checkbox"/> To meet standards <input checked="" type="checkbox"/> Part standardization <input type="checkbox"/> Product Safety ()		

For Model AR-P1e/L only

Old part number	New part number	Description	Q'ty	Int	Page	Index	Note
G0815154	G1205152	Power Supply Unit (230V)	1 – 1	O/O	29	13	

Reason:
Part standardization.

Model: Model AR-P1		Date: 10-Apr-08	No.: MG081015
Modified Article: PCU shutter seal and cover		Prepared by: K. Moriizumi	
From: 1st Tech. Support Sec. Service Support Dept.			
Reason for Modification:	<input type="checkbox"/> Parts catalog correction <input type="checkbox"/> Vendor change <input checked="" type="checkbox"/> Other <input type="checkbox"/> To facilitate assembly <input type="checkbox"/> To improve reliability <input type="checkbox"/> To meet standards <input type="checkbox"/> Part standardization <input type="checkbox"/> Product Safety ()		

Old part number	New part number	Description	Q'ty	Int	Page	Index	Note
-	G1392303	PC shutter seal	0 – 1	O/O		-	
-	G1392304	PC shutter cover	0 – 1	O/O		-	

Change: The parts in the table were added.

Reason: To make it possible to replace these parts in the field, as a solution to the “black spots” symptom described in RTB **RG139008**.

Note: See the above-mentioned RTB for the replacement procedure and other details.