

Model: Stinger-C1		Date: 15-Oct-99	No.: RA250004
Subject: ROM History (Stinger-C Printer Option)		Prepared by: K. Miura	
From: Technical Service Dept., GTS Division			
Classification:	<input type="checkbox"/> Troubleshooting <input type="checkbox"/> Part information <input type="checkbox"/> Action required <input type="checkbox"/> Mechanical <input type="checkbox"/> Electrical <input type="checkbox"/> Service manual revision <input type="checkbox"/> Paper path <input type="checkbox"/> Transmit/receive <input type="checkbox"/> Retrofit information <input checked="" type="checkbox"/> Other ()		

Firmware history for the Stinger-C Printer Option
For Lanier

B3055283	File No. (B305Lxxx)	Version	C.SUM	Production
	001	1.0.0	9019	1st Mass Prod.
A	002	1.2.0	52F2	October Prod. '99

For Other Models

B3055280	File No. (B305xxxx)	Version	C.SUM	Production
A	001	1.0.0	AA41	1st Mass Prod.
B	002	1.2.0	5C2E	October Prod. '99

Model: Stinger-C1

Date: 15-Oct-99

No.: RA250004

Symptom Corrected	Lanier	Other
The user cannot initiate energy saver mode while in the middle of a print job.	A	B
The language displayed is incorrect if any language other than English has been set.	A	B
A software error occasionally occurs when the Enter and Escape keys on the main printer menu display are pushed simultaneously.	A	B
After detection of a paper size mismatch, the error LED turns off if the selected tray is opened and closed.	A	B
If there is no paper remaining in the bypass tray when beginning a print job, the correct paper size is not displayed. This problem only occurs if the user selects the bypass tray.	A	B
When the correct paper is not available to be fed during a collating job, the corresponding display does not appear on the screen.	A	B
Following an R-Jam, the number of copy sets printed out is incorrect.	A	B
#37876: With PCL5e, three pages of a document are printed out on one page (images overlapping).	A	B
The default display for backup mode is changed from "Compressing" to "Processing".	A	B
When the tray selected through "tray lock" runs out of paper, the machine begins feeding paper from another tray without prompting the user. The pages are then printed out.	A	B
Contrary to specifications, it is possible to set a customized paper size when using the proof print function.	A	B
When errors occur with the printer unit, SC error messages are not displayed.	A	B
If the Interrupt button is pressed during a print job, the job does not continue after attempting to resume printing.	A	B
In sort mode, if an error occurs because the paper being used does not fulfill the conditions of sort mode (e.g. paper from the bypass tray, thick paper mode), the entire job is printed out when the job is resumed, including pages that have already been printed out.	A	B
Following the installation of the hard drive, even if the printer is selected as the function priority, copy jobs receive first priority.	A	B
When an error occurs during a sort job, the corresponding SC number is not displayed.	A	B
With a job using various paper sizes, after the machine detects a paper mismatch and displays the corresponding message, it is not possible to continue the job.	A	B
If a second printing job is selected while the first job is being printed out (and the first job is then canceled), the second job is printed out prematurely while "ready" is being displayed.	A	B
When a paper mismatch is detected with a job using various paper sizes, the alarm LED does not shut off.	A	B
On the config. page, a value is displayed for the size of the paper inside a tray that has been removed from the machine.	A	B
Although not always, there are cases where data cannot be received when using AXIS.	A	B
During a sort job, the correct message indicating the absence of paper is not displayed the second time the tray runs out of paper (i.e. after the job has been reset once).	A	B
Incorrect display of the Wingdings font.	A	B

Model: Stinger-C		Date: 15-Dec-99	No.: RA250013
Subject: ROM History (Stinger-C Printer Option)		Prepared by: K. Miura	
From: Technical Service Dept., GTS Division			
Classification:	<input type="checkbox"/> Troubleshooting <input type="checkbox"/> Part information <input type="checkbox"/> Action required <input type="checkbox"/> Mechanical <input type="checkbox"/> Electrical <input type="checkbox"/> Service manual revision <input type="checkbox"/> Paper path <input type="checkbox"/> Transmit/receive <input checked="" type="checkbox"/> Retrofit information <input type="checkbox"/> Other ()		

Firmware history for the Stinger-C Printer Option.

- Lanier Model -

B3055283	File No. (B305Lxxx)	Version	C.SUM	Production
	001	1.0.0	9019	1st Mass Prod.
A	002	1.2.0	52F2	October Prod. '99

- Other Models -

B3055280	File No. (B305oxxx)	Version	C.SUM	Production
A	001	1.0.0	AA41	1st Mass Prod.
B	002	1.2.0	5C2E	October Prod. '99
C	003	1.2.7	5C2E	November Prod. '99

Model: Stinger-C

Date: 15-Dec-99

No.: RA250013

Symptom Corrected	Lanier	Other
The printer controller can now detect whether it is installed in a Stinger-C1 or Stinger-C1L.	—	C
If a Postscript Driver job is canceled partway through, the image data for the next job is not printed out correctly.	—	C
"Waiting..." is displayed when an error occurs, but the machine does not return to normal operating mode (ready status). The next job is not printed out.	—	C
When two separate jobs of text data less than 256 bytes arrive over from the network, the two jobs are printed out simultaneously on the same page.	—	C
It is possible to print out the HDD Directory List when there is no HDD or PS option installed.	—	C
The user cannot initiate energy saver mode while in the middle of a print job.	A	B
The language displayed is incorrect if any language other than English has been set.	A	B
A software error occasionally occurs when the Enter and Escape keys on the main printer menu display are pushed simultaneously.	A	B
After the detection of a paper size mismatch, the error LED turns off if the selected tray is opened and closed.	A	B
If there is no paper remaining in the bypass tray when beginning a print job, the correct paper size is not displayed. This problem only occurs if the user selects the bypass tray.	A	B
When the correct paper is not available to be fed during a collating job, the corresponding display does not appear on the screen.	A	B
Following an R-Jam, the number of copy sets printed out is incorrect.	A	B
#37876: With PCL5e, three pages of a document are printed out on one page (images overlapping).	A	B
Default display for backup mode is changed from "Compressing" to "Processing".	A	B
When the tray selected through "tray lock" runs out of paper, the machine begins feeding paper from another tray without prompting the user. The pages are then printed out.	A	B
Contrary to specifications, it is possible to set a customized paper size when using the proof print function.	A	B
When errors occur with the printer unit, SC error messages are not displayed.	A	B
If the Interrupt button is pressed during a print job, the job does not continue after attempting to resume printing.	A	B
In sort mode, if an error occurs because the paper being used does not fulfill the conditions of sort mode (e.g. paper from the bypass tray, thick paper mode), the entire job is printed out when the job is resumed, including pages that have already been printed out.	A	B

Model: Stinger-C

Date: 15-Dec-99

No.: RA250013

Symptom Corrected	Lanier	Other
Following the installation of the hard drive, even if the printer is selected as the function priority, copy jobs receive first priority.	A	B
When an error occurs during a sort job, the corresponding SC number is not displayed.	A	B
With a job using various paper sizes, after the machine detects a paper mismatch and displays the corresponding message, it is not possible to continue the job.	A	B
If a second printing job is selected while the first job is being printed out (and the first job is then canceled), the second job is printed out prematurely while "ready" is being displayed.	A	B
When a paper mismatch is detected with a job using various paper sizes, the alarm LED does not shut off.	A	B
On the config. page, a value is displayed for the size of the paper inside a tray that has been removed from the machine.	A	B
Although not always, there are cases where data cannot be received when using AXIS.	A	B
During a sort job, the proper message indicating the absence of paper is not displayed the second time the tray runs out of paper (i.e. after the job has been reset once).	A	B
Incorrect display of the "Wingdings" font.	A	B

Model: Stinger-C		Date: 15-Jan-00	No.: RA250016
Subject: ROM History (Stinger-C Printer Option)		Prepared by: K. Miura	
From: Technical Service Dept., GTS Division			
Classification:	<input type="checkbox"/> Troubleshooting <input type="checkbox"/> Part information <input type="checkbox"/> Action required <input type="checkbox"/> Mechanical <input type="checkbox"/> Electrical <input type="checkbox"/> Service manual revision <input type="checkbox"/> Paper path <input type="checkbox"/> Transmit/receive <input checked="" type="checkbox"/> Retrofit information <input type="checkbox"/> Other ()		

Firmware history for the Stinger-C Printer Option.
Lanier


B3055283	File No. (B305Lxxx)	Version	C.SUM	Production
	001	1.0.0	9019	1st Mass Prod.
A	002	1.2.0	52F2	October Prod. '99

Other Models

B3055280	File No. (B305xxxx)	Version	C.SUM	Production
A	001	1.0.0	AA41	1st Mass Prod.
B	002	1.2.0	5C2E	October Prod. '99
C	003	1.2.7	B5A9	November Prod. '99
D	004	1.2.9	CFC4	January Prod. '00


Model: Stinger-C	Date: 15-Jan-00	No.: RA250016
------------------	-----------------	---------------

Symptom Corrected (new ones only – for older ones, see RTB 13)	Lanier	Other
The firmware has been modified so that it can be used with printer controllers for China and Taiwan.	—	D
The firmware has been modified so that it will be compatible with the new HDD to be used in the printer controller.	—	D
Note: The new HDD is identical in function to the previous one.		

Model: Stinger-C1		Date: 15-Feb-00	No.: RA250019
Subject: Service Manual Correction 		Prepared by: K. Miura	
From: Technical Services Dept., GTS Division			
Classification:	<input type="checkbox"/> Troubleshooting <input type="checkbox"/> Part information <input type="checkbox"/> Action required <input type="checkbox"/> Mechanical <input type="checkbox"/> Electrical <input checked="" type="checkbox"/> Service manual revision <input type="checkbox"/> Paper path <input type="checkbox"/> Transmit/receive <input type="checkbox"/> Retrofit information <input type="checkbox"/> Other ()		


Page 3-15

Please delete the following caution box:

<p> CAUTION</p> <p>Before installing this option, do the following:</p> <ol style="list-style-type: none"> 1. If there is a fax unit in the machine, print out all messages stored in the memory, the lists of user-programmed items, and the system parameter list. 2. If there is a printer option in the machine, print out all data in the printer buffer. 3. Turn off the main switch and disconnect the power cord, the telephone line, and the network cable.
--

Page 3-31

Please add the following caution box:

<p> CAUTION</p> <p>Before installing this option, do the following:</p> <ol style="list-style-type: none"> 4. If there is a fax unit in the machine, print out all messages stored in the memory, the lists of user-programmed items, and the system parameter list. 5. If there is a printer option in the machine, print out all data in the printer buffer. 6. Turn off the main switch and disconnect the power cord, the telephone line, and the network cable.
--

Model: Stinger-C1

Date: 15-Feb-00

No.: RA250019

Page 4-8/9/10/11

The settings of the following SP modes should be corrected.

SP1-908-8 and SP1-908-17

OLD	NEW
0: None (Not used) 1: HLT 2: A4 3: LT 4: DLT 5: A3	0: None (Not used) 1: HLT/A5 2: A4T 3: LG, LTT 4: DLT, LT 5: A3, A4

Note: The "T" after A4 and LT refer to lengthwise feeding direction.

SP1-908-9 and SP1-908-18

OLD	NEW
0: None (Not used) 1: HLT 2: A4 3: LT 4: DLT 5: A3	0: None (Not used) 1: HLT/A5 2: A4T 3: LG, LTT 4: DLT, LT 5: A3, A4

Note: The "T" after A4 and LT refer to lengthwise feeding direction.

Model: Stinger-C1

Date: 15-Feb-00

No.: RA250019

Page 4-27

Please correct your service manuals as follows:

OLD

5-401*	1	User Code Mode (Copier)	Selects whether the user code feature is enabled in copy mode or not.	0: No 1: Yes
			<i>If this value is changed, the user tool setting is also changed.</i>	
	2	User Code Mode (Fax)	Selects whether the user code feature is enabled in fax mode or not.	0: No 1: Yes
			<i>If this value is changed, the user tool setting is also changed.</i>	
	3	User Code Mode (Printer)	Selects whether the user code feature is enabled in printer mode or not.	0: No 1: Yes
			<i>If this value is changed, the user tool setting is also changed.</i>	

NEW

5-401*	1	User Code Mode (Copier)	Selects whether the user code feature is enabled in copy mode or not.	0: No 1: Yes
			<i>If this value is changed, the user tool setting is also changed.</i>	
	2	User Code Mode (Fax)	This SP is for Japan only. Do not change the value.	
	3	User Code Mode (Printer)	This SP is for Japan only. Do not change the value.	

Printer controller, Page 6-2

Please correct your service manuals as follows:

OLD

Code	Description	Required Action
3002	A damaged cluster was found on the HDD.	The damaged cluster is automatically marked as "bad". If this error is frequent, format the HDD.

NEW

Code	Description	Required Action
3003 or 3004	A damaged cluster was found on the HDD.	The damaged cluster is automatically marked as "bad". If this error is frequent, format the HDD.

Reissued: 14-Mar-00

Model: Stinger-C	Date: 15-Jan-00	No.: RA250016a
------------------	-----------------	----------------

RTB Correction

The items in bold italics have been corrected or added.

Subject: ROM History (Stinger-C Printer Option)		Prepared by: K. Miura	
From: Technical Service Dept., GTS Division			
Classification:	<input type="checkbox"/> Troubleshooting <input type="checkbox"/> Part information <input type="checkbox"/> Action required		
	<input type="checkbox"/> Mechanical <input type="checkbox"/> Electrical <input type="checkbox"/> Service manual revision		
	<input type="checkbox"/> Paper path <input type="checkbox"/> Transmit/receive <input checked="" type="checkbox"/> Retrofit information		
	<input type="checkbox"/> Other ()		

Firmware history for the Stinger-C Printer Option

- Lanier -

B3055283	File No. (B305Lxxx)	Version	C.SUM	Production
	001	1.0.0	9019	1st Mass Prod.
A	002	1.2.0	52F2	October Prod. '99
<i>B</i>	<i>003</i>	<i>1.3.4</i>	<i>7791</i>	<i>March Prod. '00</i>

- Other Models -

B3055280	File No. (B3050xxx)	Version	C.SUM	Production
A	001	1.0.0	AA41	1st Mass Prod.
B	002	1.2.0	5C2E	October Prod. '99
C	003	1.2.7	B5A9	November Prod. '99
D	004	1.2.9	CFC4	January Prod. '00
<i>E</i>	<i>005</i>	<i>1.3.4</i>	<i>36DE</i>	<i>March Prod. '00</i>

Reissued: 14-Mar-00

Model: Stinger-C	Date: 15-Jan-00	No.: RA250016a
------------------	-----------------	----------------



Symptom Corrected (new ones only – for older ones, see RTB 16)	Lanier	Other
Even when the PjL command is released instructing the machine to exit the paper to tray 2 (1-bin tray), the paper is not output to this tray.	B	E
With Overlay printing, the text outside the fixed overlay pattern is printed out as PCL commands (specifically, the ESC sequence).	B	E

Model: Stinger-C1 Printer Option		Date: 29-Mar-00	No.: RA250022
Subject: Hard Disk Compatibility		Prepared by: K. Misugi	
From: Technical Services Dept., GTS Division			
Classification:	<input checked="" type="checkbox"/> Troubleshooting <input type="checkbox"/> Part information <input type="checkbox"/> Action required <input type="checkbox"/> Mechanical <input type="checkbox"/> Electrical <input type="checkbox"/> Service manual revision <input type="checkbox"/> Paper path <input type="checkbox"/> Transmit/receive <input type="checkbox"/> Retrofit information <input type="checkbox"/> Other ()		

This RTB informs possible compatibility problems with the Printer Hard Disk Type 185 (model code: G690-06).

This hard disk unit can be used in the following models.

- Stinger-C (Stinger-C1L) printer option
- Russian-C printer option
- Russian-P

Background

The production of the current 1.6 GB hard disk unit will be discontinued in March '00, and the new 6.0 GB hard disk will be used from April.

When the new 6.0 GB hard disk unit is installed in the machine with a previous version of the controller software, an error may occur.

Please note that the controller firmware has been modified from January '00 production (for all above models) so the machines are compatible with both the old 1.6 GB and the new 6.0 GB hard disk unit.

Compatibility Table

	Old 1.6 GB HDD (G690-06)	New 6.0 GB HDD (G690-07)
Previous controller firmware	Compatible	Error may occur
Version 1.2.9 or later (modified from January '00 production)	Compatible	Compatible

Symptom

The machine may not be able to detect the HDD at the power-on self-diagnostic test.

For Stinger-C/Russian-P with printer option: SC2001 3003 (HDD error) is displayed

For Russian-P: Error 5 (HDD error) is displayed

Solution

Turn the main switch off and on.

If the problem persists, try turning off and on again.

Model: Stinger-C1 Printer Option	Date: 29-Mar-00	No.: RA250022
----------------------------------	-----------------	---------------

Once the machine detects the HDD properly (no error message is displayed), there are no problems with the performance of the machine.

For a permanent solution, please upgrade the controller software with version 1.2.9 or later.

Reissued: 11-Apr-00

Model: Stinger-C1	Date: 11-Apr-00	No.: RA250016b
-------------------	-----------------	----------------

RTB Correction

The items in bold italics have been corrected or added.

Subject: ROM History (Stinger-C Printer Option)		Prepared by: K. Miura	
From: Technical Services Dept., GTS Division			
Classification:	<input type="checkbox"/> Troubleshooting	<input type="checkbox"/> Part information	<input type="checkbox"/> Action required
	<input type="checkbox"/> Mechanical	<input type="checkbox"/> Electrical	<input type="checkbox"/> Service manual revision
	<input type="checkbox"/> Paper path	<input type="checkbox"/> Transmit/receive	<input checked="" type="checkbox"/> Retrofit information
	<input type="checkbox"/> Other ()		

Firmware history for the Stinger-C Printer Option

- Lanier Model -

B3055283	File No. (B305Lxxx)	Version	C.SUM	Production
	001	1.0.0	9019	1st Mass Prod.
A	002	1.2.0	52F2	October Prod. '99
B	003	1.3.4	7791	March Prod. '00
C	004	1.3.6	776F	April Prod. '00

- Other Models -

B3055280	File No. (B3050xxx)	Version	C.SUM	Production
A	001	1.0.0	AA41	1st Mass Prod.
B	002	1.2.0	5C2E	October Prod. '99
C	003	1.2.7	B5A9	November Prod. '99
D	004	1.2.9	CFC4	January Prod. '00
E	005	1.3.4	36DE	March Prod. '00
F	006	1.3.6	E442	April Prod. '00

Reissued: 11-Apr-00

Model: Stinger-C1	Date: 11-Apr-00	No.: RA250016b
-------------------	-----------------	----------------

Symptom Corrected (new ones only – for older ones, see previous RTBs)	Lanier	Other
<i>Error message not displayed when an error occurred during collate mode printing.</i>	<i>C</i>	<i>F</i>
<i>This new revision disabled the NIB Read/Write function.</i>	<i>C</i>	<i>F</i>
<i>Corrected from bulletin 16a: The paper is not fed from tray 2, even when the PJL command is released instructing the machine to do so.</i>	<i>B</i>	<i>E</i>

Model: Stinger-C1 (Printer Option)		Date: 12-May-00	No.: RA250023
Subject: NIB NVRAM Backup and Restore		Prepared by: K. Miura	
From: Technical Service Dept., GTS Division			
Classification:	<input checked="" type="checkbox"/> Troubleshooting <input type="checkbox"/> Part information <input type="checkbox"/> Action required <input type="checkbox"/> Mechanical <input type="checkbox"/> Electrical <input type="checkbox"/> Service manual revision <input type="checkbox"/> Paper path <input type="checkbox"/> Transmit/receive <input type="checkbox"/> Retrofit information <input type="checkbox"/> Other ()		

This RTB informs of possible problems when using the NIB NVRAM backup and restore function.

Symptom

The machine may not start up after the NIB NVRAM backup procedure (Service Tool: NIB read/write). This problem may occur after the NIB NVRAM data is backed up to the controller (data copy direction: "NIB -> CTL").

This is because the NVRAM is not big enough to store all the NIB data.

Note: The NIB NVRAM backup and restore procedure is required only when replacing a NIB.

Solution

Do not use the NIB NVRAM backup (and restore) procedure.

If the machine does not start up after performing this function, you must download the controller firmware using the error recovery firmware update procedure.

(This procedure will force the controller to boot from the IC card. Please refer to section 4.5.3 of the printer option service manual for the detailed procedure.)

The controller firmware will be modified so this function will no longer be valid. It will not be shown in the Service Tool menu.

The firmware is modified from the April '00 production (version 1.3.6).

Currently there is no way to enable this function because the current NVRAM on the controller board is not big enough to store all the NIB NVRAM data.

After replacing a NIB, please input the data manually.

Reissued: 23-Aug-00

Model: Stinger-C1	Date: 15-Jan-00	No.: RA250016c
-------------------	-----------------	----------------

RTB Correction

The items in bold Italics have been corrected or added.

Subject: ROM History (Stinger-C Printer Option)		Prepared by: K. Miura	
From: Technical Services Dept., GTS Division			
Classification:	<input type="checkbox"/> Troubleshooting	<input type="checkbox"/> Part information	<input type="checkbox"/> Action required
	<input type="checkbox"/> Mechanical	<input type="checkbox"/> Electrical	<input type="checkbox"/> Service manual revision
	<input type="checkbox"/> Paper path	<input type="checkbox"/> Transmit/receive	<input checked="" type="checkbox"/> Retrofit information
	<input type="checkbox"/> Other ()		

Firmware history for the Stinger-C Printer Option.

- For Lanier -

B3055283	File No. (B305Lxxx)	Version	C.SUM	Production
	001	1.0.0	9019	1st Mass Prod.
A	002	1.2.0	52F2	October Prod. '99
B	003	1.3.4	7791	March Prod. '00
C	004	1.3.6	776F	April Prod. '00

- For Other Models -

B3055280	File No. (B305xxxx)	Version	C.SUM	Production
A	001	1.0.0	AA41	1st Mass Prod.
B	002	1.2.0	5C2E	October Prod. '99
C	003	1.2.7	B5A9	November Prod. '99
D	004	1.2.9	CFC4	January Prod. '00
E	005	1.3.4	36DE	March Prod. '00
F	006	1.3.6	E442	April Prod. '00
G	007	1.4.0	B01A	September Prod. '00

Reissued: 23-Aug-00

Model: Stinger-C1	Date: 15-Jan-00	No.: RA250016c
-------------------	-----------------	----------------

Symptom Corrected (for older corrections, see previous RTBs)	Lanier	Other
<i>The printed area was shifted slightly when "Unit of Measure" was defined using the macro command.</i>	—	G
<i>The right edge of the printable area for a raster image may not print.</i>	—	G
<i>The characters for the Error Log of the Configuration Page criss-crossed each other in Italian and Spanish.</i>	—	G
<i>The title of "Printer Name (NetWare)" on the Configuration Page was changed to "Printer Name".</i>	—	G

Reissued: 25-Oct-00

Model: Stinger-C1	Date: 15-Jan-00	No.: RA250016d
-------------------	-----------------	----------------

RTB Correction

The items in bold Italics have been corrected or added.

Subject: ROM History (Stinger-C Printer Option)		Prepared by: K. Miura	
From: Technical Services Dept., GTS Division			
Classification:	<input type="checkbox"/> Troubleshooting	<input type="checkbox"/> Part information	<input type="checkbox"/> Action required
	<input type="checkbox"/> Mechanical	<input type="checkbox"/> Electrical	<input type="checkbox"/> Service manual revision
	<input type="checkbox"/> Paper path	<input type="checkbox"/> Transmit/receive	<input checked="" type="checkbox"/> Retrofit information
	<input type="checkbox"/> Other ()		

Firmware history for the Stinger-C Printer Option
Lanier

B3055283	File No. (B305Lxxx)	Version	C.SUM	Production
	001	1.0.0	9019	1st Mass Prod.
A	002	1.2.0	52F2	October Prod. '99
B	003	1.3.4	7791	March Prod. '00
C	004	1.3.6	776F	April Prod. '00

Others

B3055280	File No. (B3050xxx)	Version	C.SUM	Production
A	001	1.0.0	AA41	1st Mass Prod.
B	002	1.2.0	5C2E	October Prod. '99
C	003	1.2.7	B5A9	November Prod. '99
D	004	1.2.9	CFC4	January Prod. '00
E	005	1.3.4	36DE	March Prod. '00
F	006	1.3.6	E442	April Prod. '00
G	007	1.4.0	B01A	September Prod. '00
<i>H</i>	<i>008</i>	<i>1.4.4</i>	<i>3BA1</i>	<i>November Prod. '00</i>

Reissued: 25-Oct-00

Model: Stinger-C1	Date: 15-Jan-00	No.: RA250016d
-------------------	-----------------	----------------

Symptom Corrected (recent ones only – for older ones, please see earlier bulletins)	Lanier	Other
<i>Part of the image is missing for the first two pages when printing out with the Unico2000 CAD application.</i>	–	<i>H</i>
<i>When printing out with the Microsoft Mini Driver for Windows NT Terminal Server, the image created is sometimes out of specification.</i>	–	<i>H</i>
<i>When printing out a file made with certain CAD applications for DOS without using a printer driver, thick lines on the original image appear thin on the output. ** To activate this correction, it is necessary to set Bit SW3, bit 3 to <u>1</u> (0=Disabled, 1=Enabled).</i>	–	<i>H</i>
<i>Firmware modified to meet the functional specifications of the Tray Priority function.</i>	–	<i>H</i>
<i>The print speed slows down during continuous printing of a 1-page job. ** To activate this correction, it is necessary to set Bit SW3, bit 2 to <u>1</u> (0=Disabled, 1=Enabled) and SET BIT SW3, bit 4 to <u>1</u> (DAZEL support function disabled). The correction will not be effective if both of these switches are enabled.</i>	–	<i>H</i>
<i>Firmware modified so that the controller can connect to and be used with the DAZEL System. However, the Russian-C is not yet officially certified by DAZEL Corp. When you enable this function, it is necessary to do the following: -Upgrade the NIB firmware to version 4.0.6 or later and the PS3 firmware to version 1.2.4 or later. -Set the NIC to bi-directional-mode (refer to the NIC manual). -Do not set Bit SW3, bit 2 to 1 (as explained above, these two switches should not be simultaneously enabled). To deactivate the DAZEL support function, set Bit SW3, bit 4 to <u>1</u> (0=Enabled, 1=Disabled).</i>	–	<i>H</i>

Reissued: 21-Dec-00

Model: Stinger-C1	Date: 15-Jan-00	No.: RA250016e
-------------------	-----------------	----------------

RTB Correction

The items in bold Italics have been corrected or added.

Subject: ROM History (Stinger-C Printer Option)		Prepared by: K. Miura	
From: Technical Services Dept., GTS Division			
Classification:	<input type="checkbox"/> Troubleshooting	<input type="checkbox"/> Part information	<input type="checkbox"/> Action required
	<input type="checkbox"/> Mechanical	<input type="checkbox"/> Electrical	<input type="checkbox"/> Service manual revision
	<input type="checkbox"/> Paper path	<input type="checkbox"/> Transmit/receive	<input checked="" type="checkbox"/> Retrofit information
	<input type="checkbox"/> Other ()		

Firmware history for the Stinger-C Printer Option.

Lanier Model

B3055283	File No. (B305Lxxx)	Version	C.SUM	Production
	001	1.0.0	9019	1st Mass Prod.
A	002	1.2.0	52F2	October Prod. '99
B	003	1.3.4	7791	March Prod. '00
C	004	1.3.6	776F	April Prod. '00

Other Models

B3055280	File No. (B305xxxx)	Version	C.SUM	Production
A	001	1.0.0	AA41	1st Mass Prod.
B	002	1.2.0	5C2E	October Prod. '99
C	003	1.2.7	B5A9	November Prod. '99
D	004	1.2.9	CFC4	January Prod. '00
E	005	1.3.4	36DE	March Prod. '00
F	006	1.3.6	E442	April Prod. '00
G	007	1.4.0	B01A	September Prod. '00
H	008	1.4.4	3BA1	November Prod. '00
<i>J</i>	<i>009</i>	<i>1.4.8</i>	<i>8DD6</i>	<i>December Prod. '00</i>

Reissued: 21-Dec-00

Model: Stinger-C1	Date: 15-Jan-00	No.: RA250016e
-------------------	-----------------	----------------

Symptom Corrected (new ones only – for older ones, see older RTBs)	Lanier	Other
<i>When printing out from a certain DOS application, the right part of the internal print pattern is missing.</i>	–	J
<i>When using a certain DOS (CAD) application, the paper size and/or paper feed direction are not sent to the controller, and the machine uses the defaults.</i>	–	J
<i>When printing out with a certain macro, the frame and lower area of the image are missing.</i>	–	J
<i>When using the Dazel system, the job cannot be reset after the paper feed tray reaches paper end.</i>	–	J

Reissued: 01-Mar-01

Model: Stinger-C1	Date: 15-Jan-00	No.: RA250016f
-------------------	-----------------	----------------

RTB Correction

The items in bold Italics have been corrected or added.

Subject: ROM History (Stinger-C Printer Option)		Prepared by: K. Miura	
From: Technical Services Dept., GTS Division			
Classification:	<input type="checkbox"/> Troubleshooting	<input type="checkbox"/> Part information	<input type="checkbox"/> Action required
	<input type="checkbox"/> Mechanical	<input type="checkbox"/> Electrical	<input type="checkbox"/> Service manual revision
	<input type="checkbox"/> Paper path	<input type="checkbox"/> Transmit/receive	<input checked="" type="checkbox"/> Retrofit information
	<input type="checkbox"/> Other ()		

Firmware history for the Stinger-C Printer Option.

Lanier Model

B3055283	File No. (B305Lxxx)	Version	C.SUM	Production
	001	1.0.0	9019	1st Mass Prod.
A	002	1.2.0	52F2	October Prod. '99
B	003	1.3.4	7791	March Prod. '00
C	004	1.3.6	776F	April Prod. '00
<i>D</i>	<i>005</i>	<i>1.4.9</i>	<i>A677</i>	<i>February Prod. '01</i>

Other Models

B3055280	File No. (B305xxxx)	Version	C.SUM	Production
A	001	1.0.0	AA41	1st Mass Prod.
B	002	1.2.0	5C2E	October Prod. '99
C	003	1.2.7	B5A9	November Prod. '99
D	004	1.2.9	CFC4	January Prod. '00
E	005	1.3.4	36DE	March Prod. '00
F	006	1.3.6	E442	April Prod. '00
G	007	1.4.0	B01A	September Prod. '00
H	008	1.4.4	3BA1	November Prod. '00
J	009	1.4.8	8DD6	December Prod. '00
<i>K</i>	<i>010</i>	<i>1.4.9</i>	<i>FD08</i>	<i>January Prod. '01</i>

Reissued: 01-Mar-01

Model: Stinger-C1	Date: 15-Jan-00	No.: RA250016f
-------------------	-----------------	----------------

Symptoms Corrected (for earlier ones, see earlier bulletins)	Lanier	Other
<i>After an A4 LEF print job is completed and the ON Line key is pressed, it takes a relatively long time to enter OFF Line mode.</i>	D	K
<i>The controller stalls when the test document (A4 LEF) for Corel Draw 9 is printed.</i>	D	K

Reissued: 03-Oct-01

Model: Stinger-C1	Date: 15-Jan-00	No.: RA250016g
-------------------	-----------------	----------------

RTB Correction

The items in bold Italics have been corrected or added.

Subject: ROM History (Stinger-C Printer Option)		Prepared by: K. Miura	
From: Technical Services Dept., GTS Division			
Classification:	<input type="checkbox"/> Troubleshooting	<input type="checkbox"/> Part information	<input type="checkbox"/> Action required
	<input type="checkbox"/> Mechanical	<input type="checkbox"/> Electrical	<input type="checkbox"/> Service manual revision
	<input type="checkbox"/> Paper path	<input type="checkbox"/> Transmit/receive	<input checked="" type="checkbox"/> Retrofit information
	<input type="checkbox"/> Other ()		

Firmware history for the Stinger-C Printer Option.

Lanier Model

B3055283	File No. (B305Lxxx)	Version	C.SUM	Production
	001	1.0.0	9019	1st Mass Prod.
A	002	1.2.0	52F2	October Prod. '99
B	003	1.3.4	7791	March Prod. '00
C	004	1.3.6	776F	April Prod. '00
D	005	1.4.9	A677	February Prod. '01
<i>E</i>	<i>006</i>	<i>1.5.4</i>	<i>DE7A</i>	<i>September Prod. '01</i>

Other Models

B3055280	File No. (B305xxxx)	Version	C.SUM	Production
A	001	1.0.0	AA41	1st Mass Prod.
B	002	1.2.0	5C2E	October Prod. '99
C	003	1.2.7	B5A9	November Prod. '99
D	004	1.2.9	CFC4	January Prod. '00
E	005	1.3.4	36DE	March Prod. '00
F	006	1.3.6	E442	April Prod. '00
G	007	1.4.0	B01A	September Prod. '00
H	008	1.4.4	3BA1	November Prod. '00
J	009	1.4.8	8DD6	December Prod. '00
K	010	1.4.9	FD08	January Prod. '01
<i>L</i>	<i>011</i>	<i>1.5.4</i>	<i>348B</i>	<i>September Prod. '01</i>

Reissued: 03-Oct-01

Model: Stinger-C1	Date: 15-Jan-00	No.: RA250016g
-------------------	-----------------	----------------

Symptoms Corrected (for earlier ones, see earlier bulletins)	Lanier	Other
<i>For Dazel: When a stack job has been cancelled, a mismatch occurs between the actual number of pages printed out and the number reported to the server.</i>	<i>E</i>	<i>L</i>
<i>OCR font does not download to the HDD.</i>	<i>E</i>	<i>L</i>
<i>With the PS driver, the printer does not print out jobs when the Separator function has been selected.</i>	<i>E</i>	<i>L</i>
<i>The Configuration Sheet does not print out.</i>	<i>E</i>	<i>L</i>
<i>When a job has been sent with the PS driver but the tray has not been specified (w/manual selection), the machine does not inform Aficio Manager of this error.</i>	<i>E</i>	<i>L</i>
<i>When using the PS driver for a collate print job (bypass feed), only the 1st set is printed out.</i>	<i>E</i>	<i>L</i>
<i>A buffer size error occurs during data communication over IEEE1284 ECP.</i>	<i>E</i>	<i>L</i>

Reissued: 25-Dec-01

Model: Stinger-C1	Date: 15-Jan-00	No.: RA250016h
-------------------	-----------------	----------------

RTB Correction

The items in bold Italics have been corrected or added.

Subject: ROM History (Stinger-C Printer Option)		Prepared by:	
From: Technical Services Dept., GTS Division			
Classification:	<input type="checkbox"/> Troubleshooting	<input type="checkbox"/> Part information	<input type="checkbox"/> Action required
	<input type="checkbox"/> Mechanical	<input type="checkbox"/> Electrical	<input type="checkbox"/> Service manual revision
	<input type="checkbox"/> Paper path	<input type="checkbox"/> Transmit/receive	<input checked="" type="checkbox"/> Retrofit information
	<input type="checkbox"/> Other ()		

Firmware history for the Stinger-C Printer Option
Lanier Model

B3055283	File No. (B305Lxxx)	Version	C.SUM	Production
	001	1.0.0	9019	1st Mass Prod.
A	002	1.2.0	52F2	October Prod. '99
B	003	1.3.4	7791	March Prod. '00
C	004	1.3.6	776F	April Prod. '00
D	005	1.4.9	A677	February Prod. '01
E	006	1.5.4	DE7A	September Prod. '01
<i>F</i>	<i>007</i>	<i>1.5.6</i>	<i>FF35</i>	<i>December Prod. '01</i>

Other Models

B3055280	File No. (B3050xxx)	Version	C.SUM	Production
A	001	1.0.0	AA41	1st Mass Prod.
B	002	1.2.0	5C2E	October Prod. '99
C	003	1.2.7	B5A9	November Prod. '99
D	004	1.2.9	CFC4	January Prod. '00
E	005	1.3.4	36DE	March Prod. '00
F	006	1.3.6	E442	April Prod. '00
G	007	1.4.0	B01A	September Prod. '00
H	008	1.4.4	3BA1	November Prod. '00
J	009	1.4.8	8DD6	December Prod. '00
K	010	1.4.9	FD08	January Prod. '01
L	011	1.5.4	348B	September Prod. '01
<i>M</i>	<i>012</i>	<i>1.5.6</i>	<i>1F16</i>	<i>December Prod. '01</i>

Symptoms Corrected (for earlier ones, see earlier bulletins)	Lanier	Other
<i>The machine does not print a job sent with a PS driver when the specified paper size is not loaded in the tray and Tray Priority has been disabled.</i>	<i>F</i>	<i>M</i>

Reissued: 8-May-02

Model: Stinger-C1	Date: 15-Jan-00	No.: RA250016i
-------------------	-----------------	----------------

RTB Correction

The items in bold Italics have been corrected or added.

Subject: ROM History (Stinger-C Printer Option)		Prepared by: K. Miura	
From: Technical Services sec. Service Planning Dept.			
Classification:	<input type="checkbox"/> Troubleshooting	<input type="checkbox"/> Part information	<input type="checkbox"/> Action required
	<input type="checkbox"/> Mechanical	<input type="checkbox"/> Electrical	<input type="checkbox"/> Service manual revision
	<input type="checkbox"/> Paper path	<input type="checkbox"/> Transmit/receive	<input checked="" type="checkbox"/> Retrofit information
	<input type="checkbox"/> Other ()		

Firmware history for the Stinger-C Printer Option.
For the Lanier Model

B3055283	File No. (B305Lxxx)	Version	C.SUM	Production
	001	1.0.0	9019	1st Mass Prod.
A	002	1.2.0	52F2	October Prod. '99
B	003	1.3.4	7791	March Prod. '00
C	004	1.3.6	776F	April Prod. '00
D	005	1.4.9	A677	February Prod. '01
E	006	1.5.4	DE7A	September Prod. '01
F	007	1.5.6	FF35	December Prod. '01
G	008	1.5.7	00EC	May Prod. '02

For Other Models

B3055280	File No. (B3050xxx)	Version	C.SUM	Production
A	001	1.0.0	AA41	1st Mass Prod.
B	002	1.2.0	5C2E	October Prod. '99
C	003	1.2.7	B5A9	November Prod. '99
D	004	1.2.9	CFC4	January Prod. '00
E	005	1.3.4	36DE	March Prod. '00
F	006	1.3.6	E442	April Prod. '00
G	007	1.4.0	B01A	September Prod. '00
H	008	1.4.4	3BA1	November Prod. '00
J	009	1.4.8	8DD6	December Prod. '00
K	010	1.4.9	FD08	January Prod. '01
L	011	1.5.4	348B	September Prod. '01
M	012	1.5.6	1F16	December Prod. '01
N	013	1.5.7	DFEA	May Prod. '02

Reissued: 8-May-02

Model: Stinger-C1	Date: 15-Jan-00	No.: RA250016i
-------------------	-----------------	----------------

Symptom Corrected	Lanier	Other
<i>Minor bug with Rotate Sort.</i>	<i>G</i>	<i>N</i>
<i>Following paper end during a Sort print job, using the Forced Print function will print out the entire job from the beginning instead of just one set (specification).</i>	<i>G</i>	<i>N</i>
<i>Software modified so that it is possible to perform jobs containing a mixture of PCL and PS commands when printing directly from a host application.</i>	<i>G</i>	<i>N</i>
<i>Added Euro Symbol Sets PC858, Latin 9, and Roman 9.</i>	<i>G</i>	<i>N</i>
<i>Added Euro currency codes to existing symbol sets MC Text and PS Math.</i>	<i>G</i>	<i>N</i>
<i>Changed symbol sets Win3.1 Latin1 8E, 9E, and Win 3.1 Baltic FF so that they appear on outputs the same as with HP printers.</i>	<i>G</i>	<i>N</i>

Reissued: 18-Dec-02

Model: Stinger-C1	Date: 15-Jan-00	No.: RA250016j
-------------------	-----------------	----------------

RTB Correction

The items in bold Italics have been corrected or added.

Subject: ROM History (Stinger-C Printer Option)		Prepared by: K. Miura	
From: Technical Services sec. Service Planning Dept.			
Classification:	<input type="checkbox"/> Troubleshooting	<input type="checkbox"/> Part information	<input type="checkbox"/> Action required
	<input type="checkbox"/> Mechanical	<input type="checkbox"/> Electrical	<input type="checkbox"/> Service manual revision
	<input type="checkbox"/> Paper path	<input type="checkbox"/> Transmit/receive	<input checked="" type="checkbox"/> Retrofit information
	<input type="checkbox"/> Other ()		

We hereby inform you of firmware history for the Stinger-C Printer Option.
(For Lanier Model)

B3055283	File No. (B305Lxxx)	Version	C.SUM	Production
	001	1.0.0	9019	1st Mass Prod.
A	002	1.2.0	52F2	October Prod. '99
B	003	1.3.4	7791	March Prod. '00
C	004	1.3.6	776F	April Prod. '00
D	005	1.4.9	A677	February Prod. '01
E	006	1.5.4	DE7A	September Prod. '01
F	007	1.5.6	FF35	December Prod. '01
G	008	1.5.7	00EC	May Prod. '02
<i>H</i>	<i>009</i>	<i>1.5.9</i>	<i>6C4D</i>	<i>(Web server only)</i>

(For Other Model)

B3055280	File No. (B305xxxx)	Version	C.SUM	Production
A	001	1.0.0	AA41	1st Mass Prod.
B	002	1.2.0	5C2E	October Prod. '99
C	003	1.2.7	B5A9	November Prod. '99
D	004	1.2.9	CFC4	January Prod. '00
E	005	1.3.4	36DE	March Prod. '00
F	006	1.3.6	E442	April Prod. '00
G	007	1.4.0	B01A	September Prod. '00
H	008	1.4.4	3BA1	November Prod. '00
J	009	1.4.8	8DD6	December Prod. '00
K	010	1.4.9	FD08	January Prod. '01
L	011	1.5.4	348B	September Prod. '01
M	012	1.5.6	1F16	December Prod. '01
N	013	1.5.7	DFEA	May Prod. '02
<i>P</i>	<i>014</i>	<i>1.5.9</i>	<i>FCCA</i>	<i>(Web server only)</i>

Reissued: 18-Dec-02

Model: Stinger-C1	Date: 15-Jan-00	No.: RA250016j
-------------------	-----------------	----------------

Symptom Corrected	Lanier	Other
<i>Some fonts that are downloaded to the HDD are not recognized as HDD fonts.</i>	<i>H</i>	<i>P</i>
<i>Added Euro Symbol Sets and Euro Currency Codes currently available on HP printers (PCL5e, PCLXL).</i>	<i>H</i>	<i>P</i>
<i>Some text characters do not appear on the output.</i>	<i>H</i>	<i>P</i>
<i>Straight lines sometimes appear in the wrong position on the paper.</i>	<i>H</i>	<i>P</i>
<i>When OHP sheets are used up in the middle of a job (bypass tray), the machine searches and feeds from another tray with the same size.</i>	<i>H</i>	<i>P</i>
<i>The Euro currency symbol is sometimes not printed out.</i>	<i>H</i>	<i>P</i>
Minor bug with Rotate Sort.	G	N
Following paper end during a Sort print job, using the Forced Print function will print out the entire job from the beginning instead of just 1 set (specification).	G	N
Software modified so that it is possible to perform jobs containing a mixture of PCL and PS commands when printing directly from a host application.	G	N
Added Euro Symbol Sets PC858, Latin 9, and Roman 9.	G	N
Added Euro currency codes to existing symbol sets MC Text and PS Math.	G	N
Changed symbol sets Win3.1 Latin1 8E, 9E, and Win 3.1 Baltic FF so that they appear on outputs the same as with HP printers.	G	N
Machine does not print a job sent with a PS driver when the specified paper size is not loaded in the tray and Tray Priority has been disabled.	F	M
For Dazel: When a stack job has been cancelled, a mismatch occurs between the actual number of pages printed out and the number reported to the server.	E	L
OCR font does not download into the HDD.	E	L
With the PS driver, the printer does not print out jobs when the Separator function has been selected.	E	L
Configuration Sheet does not print out.	E	L
When a job has been sent with the PS driver but the tray has not been specified (w/manual selection), the machine does not inform the Aficio Manager of this error.	E	L
When using the PS driver for a collate print job (bypass feed), only the 1st set is printed out.	E	L
Buffer size error occurs during data communication over IEEE1284 ECP.	E	L
After an A4 LEF print job is completed and the ON Line key is pressed, it takes a relatively long time to enter OFF Line mode.	D	K
The controller stalls when the test document (A4 LEF) for Corel Draw 9 is printed.	D	K
When printing out from a certain DOS application, the right part of the internal print pattern is missing.	—	J
When using a certain DOS (CAD) application, the paper size and/or paper feed direction are not sent to the controller, and the machine uses the defaults.	—	J
When printing out with a certain macro, the frame and lower area of the image are missing.	—	J
When using the Dazel system, the job cannot be reset after the paper feed tray reaches paper end.	—	J
Part of the image is missing for the first two pages when printing out with the Unico2000 CAD application.	—	H

Reissued: 18-Dec-02

Model: Stinger-C1	Date: 15-Jan-00	No.: RA250016j
-------------------	-----------------	----------------

Symptom Corrected	Lanier	Other
When printing out with the Microsoft Mini Driver for Windows NT Terminal Server, the image created is sometimes out of specification.	—	H
When printing out a file made with certain CAD applications for DOS without using a printer driver, thick lines on the original image appear thin on the output. ** To activate this correction, it is necessary to set Bit SW3, bit 3 to <u>1</u> (0=disabled, 1=Enabled).	—	H
Firmware modified to meet the functional specifications of the Tray Priority function.	—	H
The print speed slows down during continuous printing of a 1-page job. ** To activate this correction, it is necessary to set Bit SW3, bit 2 to <u>1</u> (0=Disabled, 1=Enabled) and SET BIT SW3, bit 4 to <u>1</u> (DAZEL support function disabled). The correction will not be effective if both of these switches are enabled.	—	H
Firmware modified so that the controller can connect to and be used with the DAZEL System. However, the Russian-C is not yet officially certified by DAZEL Corp. When you enable this function, it is necessary to do the following: -Upgrade the NIB firmware to version 4.0.6 or later and the PS3 firmware to version 1.2.4 or later. -Set NIC to bi-directional-mode (refer to NIC manual). -Do not set Bit SW3, bit 2 to 1 (as explained above, these two SW should not be simultaneously enabled). To deactivate the DAZEL support function, set Bit SW3, bit 4 to <u>1</u> (0=Enabled, 1=Disabled).	—	H
The printed area was shifted slightly, when "Unit of Measure" was defined using the macro command.	—	G
The right edge of the printable area for the raster image may not print.	—	G
The characters for the Error Log of the Configuration Page criss-crossed each other in Italian and Spanish.	—	G
Changed the title of "Printer Name (NetWare)" on the Configuration Page to "Printer Name".	—	G
Error message not displayed when error occurred during collates mode printing.	C	F
This new revision disabled the NIB Read/Write function.	C	F
The paper is not fed from tray 2, even when the PJL command is released instructing the machine to do so.	B	E
With Overlay printing, the text outside the fixed overlay pattern is printed out as PCL commands (specifically, the ESC sequence).	B	E
Firmware modified so that it can be used with printer controllers for China and Taiwan.	—	D
Firmware modified so that it will be compatible with new HDD to be used in the printer controller. Note: new HDD is identical in function to previous one.	—	D
The printer controller can now detect whether it is installed in a Stinger-C1 or Stinger-C1L.	—	C
If a Postscript Driver job is canceled midway through, the image data for the next job is not printed out correctly.	—	C
"Waiting..." is displayed when an error occurs, but the machine does not return to normal operating mode (ready status). The next job is not printed out.	—	C

Reissued: 18-Dec-02

Model: Stinger-C1	Date: 15-Jan-00	No.: RA250016j
-------------------	-----------------	----------------

Symptom Corrected	Lanier	Other
When two separate jobs of text data less than 256 bytes is sent from the network, the two jobs are printed out simultaneously on the same page.	—	C
It is possible to print out the HDD Directory List when there is no HDD or PS option installed.	—	C
The user cannot initiate energy saver mode while in the middle of a print job.	A	B
The language displayed is incorrect if any language other than English has been set.	A	B
A software error occasionally occurs when the Enter and Escape keys from the main printer menu display are pushed simultaneously.	A	B
After the detection of a paper size mismatch, the error LED turns off if the selected tray is opened and closed.	A	B
If there is no paper remaining in the (selected) bypass tray when beginning a print job, the correct paper size is not displayed.	A	B
When the correct paper is not available to be fed during a collating job, the corresponding display does not appear on the screen.	A	B
Following an R-Jam, the number of copy sets printed out is incorrect.	A	B
#37876: With PCL5e, three pages of a document are printed out on one page (images overlapping).	A	B
Default display for backup mode is changed from "Compressing" to "Processing".	A	B
When the tray selected through "tray lock" runs out of paper, the machine begins feeding paper from another tray without prompting the user. The pages are then printed out.	A	B
Contrary to specifications, it is possible to set a customized paper size when using the proof print function.	A	B
When errors occur with the printer unit, SC error messages are not displayed.	A	B
If the Interrupt button is pressed during a print job, the job does not continue after attempting to resume printing.	A	B
In sort mode, if an error occurs because the paper being used does not fulfill the conditions of sort mode (e.g. paper from the bypass tray, thick paper mode), the entire job is printed out when the job is resumed, including pages that have already been printed out.	A	B
Following the installation of the hard drive, even if the printer is selected in function priority, copy jobs receive first priority.	A	B
When an error occurs during a sort job, the corresponding SC number is not displayed.	A	B
With a job using various paper sizes, after the machine detects a paper mismatch and displays the corresponding message, it is not possible to continue the job.	A	B
If a second printing job is selected while the first job is being printed out (and the first job is then canceled), the second job is printed out prematurely while "ready" is being displayed.	A	B
When a paper mismatch is detected with a job using various paper sizes, the alarm LED does not shut off.	A	B
On the config. page, a value is displayed for the size of the paper inside a tray that has been removed from the machine.	A	B
Although not always, there are cases where data cannot be received when using AXIS.	A	B

Reissued: 18-Dec-02

Model: Stinger-C1	Date: 15-Jan-00	No.: RA250016j
-------------------	-----------------	----------------

Symptom Corrected	Lanier	Other
During a sort job, the proper message indicating the absence of paper is not displayed the second time the tray runs out of paper (i.e. after the job has been reset once).	A	B
Incorrect display of "Wingdings" font.	A	B