

Model: 3000-sheet Finisher for NAD 30S/30/40		Date: 30-Jun-98	No: 1
Modified Article: Front Positioning Fence, etc.		Prepared by: S.Tomoe	
From: QAC Field Information Dept.			
Reason for Modification:	<input type="checkbox"/> Parts catalog correction <input type="checkbox"/> Vendor change <input type="checkbox"/> To meet standards <input type="checkbox"/> To facilitate assembly <input type="checkbox"/> To improve reliability () <input type="checkbox"/> Part standardization <input checked="" type="checkbox"/> Other		

To prevent the positioning fence in the staple tray from coming out of position, the following parts have been changed.

Old part number	New part number	Description	Qty	Int	Page	Index	Note
A6974210	A6974211	Front Positioning Fence	1	X/O	15	13	1
A6974205	A6974207	Rear Positioning Fence	1	X/O	15	14	
	A6974213	Decal – Front Positioning Fence	1		15	20	1
	A6974149	Decal – Staple Unit Holder	1		17	41	2

Note 1: Refer to Fig. 1.

Note 2: Refer to Fig. 2.

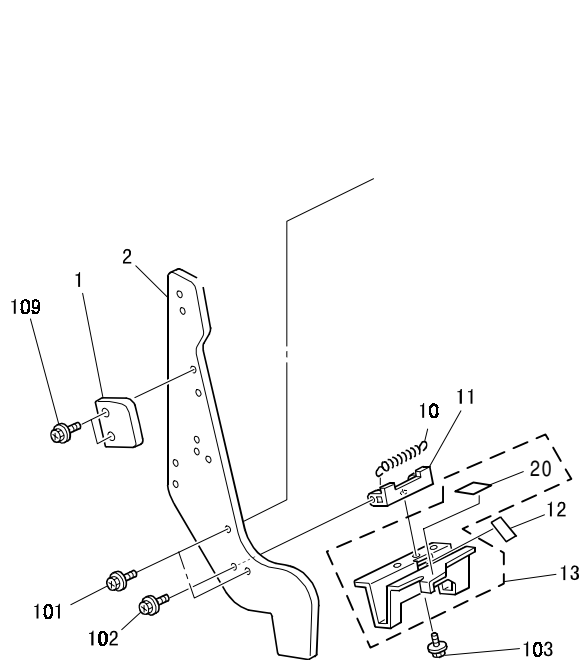


Fig. 1

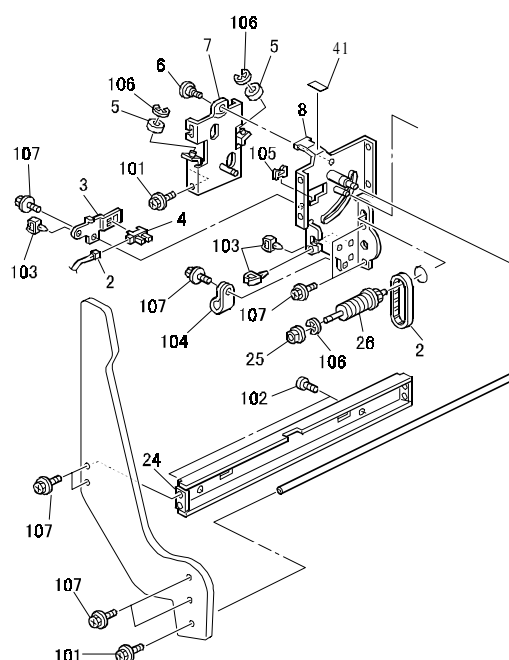


Fig. 2

Model: 3000-sheet Finisher for NAD 30S/30/40	Date: 30-Jun-98	No: 1
--	-----------------	-------

Model Name	V/Hz	Destination	Japan Production	
			Code	Serial Number
SR 730	115V/50 Hz	USA, Canada	A697-15	1B58050001
	230V/60 Hz 115V/50 Hz	USA, Canada, Europe, Asia, Taiwan, China, etc	A697-17	A7778050001
	230V/60 Hz	Europe, Asia	A697-22	AR38050001
	230V/60 Hz	Europe, Australia	A697-26	3R10580001
	230V/60 Hz 115V/50 Hz	USA, Canada, Europe	A697-55	L0328050001

Model: 3000 Finisher for NAD and SP5		Date: 30-Nov-98	No.: 2
Modified Article: Decal - Punch Unit		Prepared by: M .Tsuyuki	
From: GTSS Field Information Dept			
Reason for Modification:	<input checked="" type="checkbox"/> Parts catalog correction <input type="checkbox"/> To facilitate assembly <input type="checkbox"/> Part standardization	<input type="checkbox"/> Vendor change <input type="checkbox"/> To improve reliability <input type="checkbox"/> Other	<input type="checkbox"/> To meet standards ()

Please correct your finisher parts catalog as follows.

Old part number	New part number	Description	Qty	Int	Page	Index	Note
A606 8195	A606 1895	Decal – Punch Position (LT)	1		7 35	24 1	

MODEL NAME	V/Hz	DESTINATION	CODE	SERIAL NUMBER
Punch Kit Type 450 (3 holes)	-	All	A812-17	-

Model: 3000 Finisher for NAD and SP5		Date: 15-Feb-99	No.: 3
Modified Article: Rear Joint Bracket		Prepared by: E. Fukuyama	
From: GTSS Field Information Dept			
Reason for Modification:	<input type="checkbox"/> Parts catalog correction <input type="checkbox"/> To facilitate assembly <input checked="" type="checkbox"/> Part standardization	<input type="checkbox"/> Vendor change <input type="checkbox"/> To improve reliability <input type="checkbox"/> Other	<input type="checkbox"/> To meet standards ()

The part number has been changed for part standardization.

Old part number	New part number	Description	Qty	Int	Page	Index	Note
A6971136	A6971144	Rear Joint Bracket	1	X/O	7	20	
A6971135	A6971143	Front Joint Bracket	1	X/O	7	21	
A6971137	A6971148	Grounding Plate	1	X/O	7	22	

Model: NAD 30S/30/40 3000Finisher		Date: 15-Apr-99	No.: MA697004
Modified Article: Joint Bracket / Grounding Plate / Dust Hopper Stopper / Hopper Bracket / Joint Lever		Prepared by: S. Hizen	
From: Technical Service Dept., GTS Division			
Reason for Modification:	<input type="checkbox"/> Parts catalog correction <input type="checkbox"/> To facilitate assembly <input checked="" type="checkbox"/> Part standardization	<input type="checkbox"/> Vendor change <input type="checkbox"/> To improve reliability <input type="checkbox"/> Other	<input type="checkbox"/> To meet standards ()

To standardize with other models, the following parts have been changed as shown below.

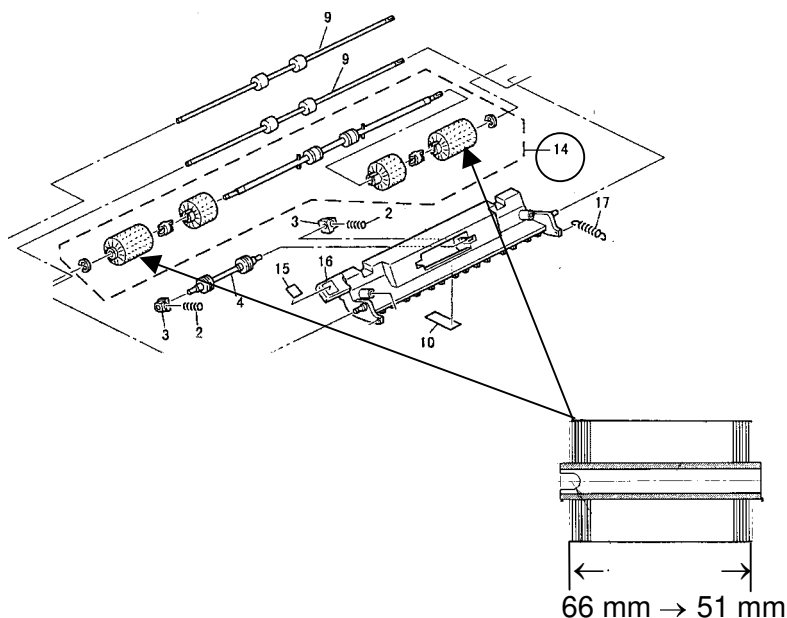
Old part number	New part number	Description	Q'ty	Int	Page	Index	Note
A697-1135	A697-1143	Front Joint Bracket	1	O/O	7	21	
A697-1136	A697-1144	Rear Joint Bracket	1	O/O	7	20	
A697-1137	A697-1148	Grounding Plate	1	O/O	7	22	
A812-7321	A812-7323	Dust Hopper Stopper	1	O/O	23	21	
A697-1150	A697-1151	Hopper Bracket	1	O/O	23	20	
A697-1127	A6971128	Joint Lever	1	O/O	29	12	



Model: NAD 30S/30/40 3000Finisher		Date: 15-Apr-99	No.: MA697005
Modified Article: Exit Roller - Staple Tray		Prepared by: S. Hizen	
From: Technical Service Dept., GTS Division			
Reason for Modification:	<input type="checkbox"/> Parts catalog correction <input type="checkbox"/> To facilitate assembly <input type="checkbox"/> Part standardization	<input type="checkbox"/> Vendor change <input type="checkbox"/> To improve reliability <input checked="" type="checkbox"/> Other	<input type="checkbox"/> To meet standards ()

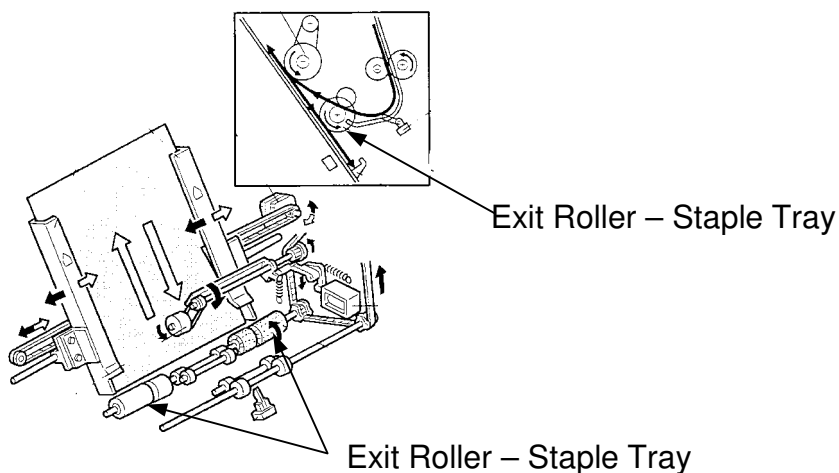
To prevent non-stapling when there are stacking problems with face-curved output, the width of the outer rollers has been changed from 66 mm to 51 mm.

Old part number	New part number	Description	Qty	Int	Page	Index	Note
A697-2135	A697-2146	Exit Roller – Staple Tray	2-2	X/O	11	14	



- For your reference -

Stacking problems occur with curled copies, because the trailing edge of the copy gets stuck on the brush rollers instead of being stacked properly.



Model: NAD 30S/30/40 3000Finisher	Date: 15-Apr-99	No.: MA697005
-----------------------------------	-----------------	---------------

Model Name	V/Hz	Destination	Japan Production	
			Code	Serial Number
SR 730	115V/50 Hz	USA, Canada	A697-15	1B59020001
	230V/60 Hz	USA, Canada, Europe, Asia,	A697-17	A777901106B
	115V/50 Hz	Taiwan, China, etc		
	230V/60 Hz	Europe, Asia	A697-22	AR39020001
	230V/60 Hz	Europe, Australia	A697-26	3R10290001
	230V/60 Hz	USA, Canada, Europe,	A697-55	L0329021637
	115V/50 Hz			

Reissued: 15-Jun-99

Model: NAD 30S/30/40	Date: 30-Apr-99	No.: MA230023a
----------------------	-----------------	----------------

MB Correction

The items in bold italics have been corrected or added.

Modified Article: Paper Curl Kit		Prepared by: S. Hizen	
From: Technical Service Dept., GTS Division			
Reason for Modification:	<input type="checkbox"/> Parts catalog correction	<input type="checkbox"/> Vendor change	<input type="checkbox"/> To meet standards ()
	<input type="checkbox"/> To facilitate assembly	<input type="checkbox"/> To improve reliability	
	<input type="checkbox"/> Part standardization	<input checked="" type="checkbox"/> Other	


Old part number	New part number	Description	Qty	Int	Page	Index	Note
-	A697-9512	Paper Curl Kit	1	-	-	-	-
A697-6181	A697-6182	Left Upper Cover	1-1	X/O	7	9	-

The paper curl kit P/N: **A697-9512** has been registered as a service part. The screw holes for the curl kit have been added to the left upper cover. The part number of the cover has been changed.

Note: This paper curl kit is only for the SR730 installed on the NAD.


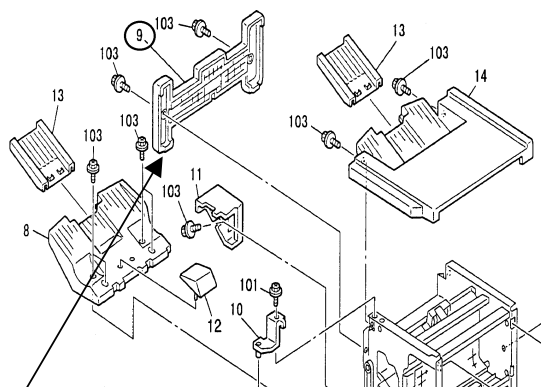
Do not use this kit for the SR730 installed on the SP5.

Paper Curl Kit: A697-9512



Reissued: 15-Jun-99

Model: NAD 30S/30/40	Date: 30-Apr-99	No.: MA230023a
----------------------	-----------------	----------------



Side Paper Guides

Center Paper Guide

Model: NAD 30S/30/40 3000 Finisher		Date: 30-Apr-99	No.: MA697006
Modified Article: Finisher Main Board		Prepared by: E. Fukuyama	
From: Technical Service Dept., GTS Division			
Reason for Modification:	<input checked="" type="checkbox"/> Parts catalog correction <input type="checkbox"/> To facilitate assembly <input type="checkbox"/> Part standardization	<input type="checkbox"/> Vendor change <input type="checkbox"/> To improve reliability <input type="checkbox"/> Other	<input type="checkbox"/> To meet standards ()

Please correct your finisher parts catalog as follows.

Old part number	New part number	Description	Q'ty	Int	Page	Index	Note
A6975110	A6975120	Finisher Main Board	1		33	16	

Model: NAD 30S/30/40 3000 Finisher		Date: 30-Oct-99	No.: MA697007
Modified Article: Exit Roller - Staple Tray		Prepared by: E.Fukuyama	
From: Technical Service Dept., GTS Division			
Reason for Modification:	<input type="checkbox"/> Parts catalog correction	<input type="checkbox"/> Vendor change	<input type="checkbox"/> To meet standards ()
	<input type="checkbox"/> To facilitate assembly	<input type="checkbox"/> To improve reliability	
	<input checked="" type="checkbox"/> Part standardization	<input type="checkbox"/> Other	

The part number has been changed for part standardization.

Old part number	New part number	Description	Q'ty	Int	Page	Index	Note
A6972146	A6972133	Exit Roller – Staple Tray	1	O/O	11	14	

MB Correction (Deletion)

The MB (No.MA697008) issued on 30-Nov-99 has been deleted due to an error in the model name and MB number printer on the top of the bulletin.

Model: NAD 30S/30/40 3000Finisher		Date: 30-Nov-99	No.: MA697008
Modified Article: Scanner Unit Plate		Prepared by: E.Fukuyama	
From: Technical Services Dept., GTS Division			
Reason for Modification:	<input type="checkbox"/> Parts catalog correction <input type="checkbox"/> To facilitate assembly <input checked="" type="checkbox"/> Part standardization	<input type="checkbox"/> Vendor change <input type="checkbox"/> To improve reliability <input type="checkbox"/> Other	<input type="checkbox"/> To meet standards ()

To standardize the part with other models, the scanner unit plate has been changed from A2326807 to A2841090 with the interchangeability O/O.

Old part number	New part number	Description	Qty	Int	Page	Index	Note
A2326807	A2841090	Scanner Unit Plate	1	O/O	9	10	

DELETED

Reissued: 24-Apr-00

Model: NAD 30S/30/40 3000 Finisher	Date: 07-Mar-00	No.: MA697008a
------------------------------------	-----------------	----------------

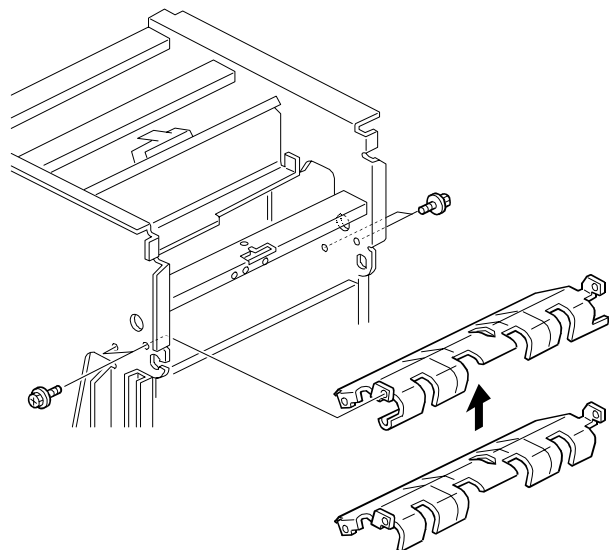
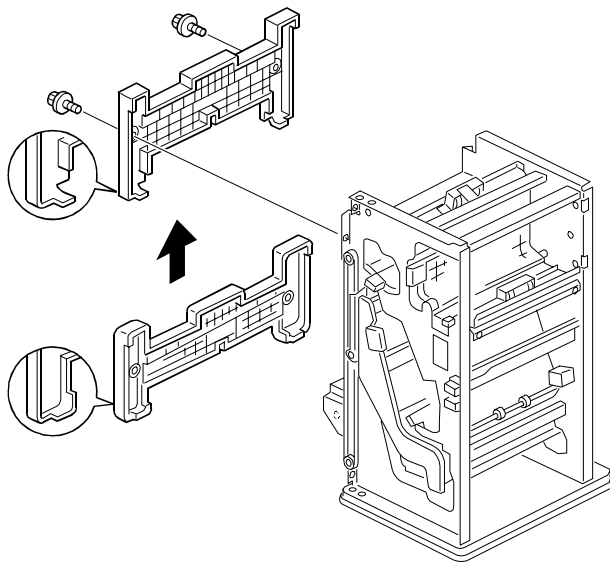
MB Correction

The items in bold italics have been corrected or added.

Modified Article: Left Upper Cover and Lower Exit Guide		Prepared by: E. Fukuyama	
From: Technical Services Dept., GTS Division			
Reason for Modification:	<input type="checkbox"/> Parts catalog correction <input type="checkbox"/> To facilitate assembly <input type="checkbox"/> Part standardization	<input type="checkbox"/> Vendor change <input checked="" type="checkbox"/> To improve reliability <input type="checkbox"/> Other	<input type="checkbox"/> To meet standards ()

As the fed-out paper is being stacked in the Shift Tray, the trailing edge rubs past the edge of the Left Upper Cover, causing the stack to become disordered. To prevent this, a small section of the vertical plate attached to the inside of the cover has been cut out. In addition, a small, rounded section has been added to the edge of the Lower Exit Guide to improve stacking.

Old part number	New part number	Description	Q'ty	Int	Page	Index	Note
<i>A6976182</i>	A6976183	Left Upper Cover	1-1	X/O	7	9	
A6972180	A6972181	Lower Exit Guide	1-1	X/O	25	17	



Model: NAD 30S/30/40 300 Finisher		Date: 14-Apr-00	No.: MA697009
Modified Article: Exit Stay		Prepared by: E. Fukuyama	
From: Technical Services Dept., GTS Division			
Reason for Modification:	<input checked="" type="checkbox"/> Parts catalog correction <input type="checkbox"/> To facilitate assembly <input type="checkbox"/> Part standardization	<input type="checkbox"/> Vendor change <input type="checkbox"/> To improve reliability <input type="checkbox"/> Other	<input type="checkbox"/> To meet standards ()

The following part number should be corrected. Please correct your parts catalog.

Old part number	New part number	Description	Q'ty	Page	Index
A6973120	A3793121	Exit Stay	1	27	8

Model: NAD 30S/30/40 3000 Finisher		Date: 25-May-00	No.: MA697010
Modified Article: Ball Bearing - 6X12X4mm		Prepared by: E. Fukuyama	
From: Technical Services Dept., GTS Division			
Reason for Modification:	<input type="checkbox"/> Parts catalog correction <input type="checkbox"/> To facilitate assembly <input checked="" type="checkbox"/> Part standardization	<input type="checkbox"/> Vendor change <input type="checkbox"/> To improve reliability <input type="checkbox"/> Other	<input type="checkbox"/> To meet standards ()

To standardize the part with other models, the ball bearing has been changed from A2323562 to 07413506 with the interchangeability O/O.

Old part number	New part number	Description	Q'ty	Int	Page	Index	Note
A2323562	07413506	Ball Bearing – 6X12X4mm	1	O/O	31	21	

Model: NAD 30S/30/40 3000 Finisher		Date: 22-Feb-01	No.: MA697011
Modified Article: Tightener		Prepared by: E. Fukuyama	
From: Technical Services Dept., GTS Division			
Reason for Modification:	<input type="checkbox"/> Parts catalog correction <input type="checkbox"/> To facilitate assembly <input checked="" type="checkbox"/> Part standardization	<input type="checkbox"/> Vendor change <input type="checkbox"/> To improve reliability <input type="checkbox"/> Other	<input type="checkbox"/> To meet standards ()

To standardize parts with a new model, the tighteners have been changed.

Old part number	New part number	Description	Q'ty	Int	Page	Index	Note
A6971625	B3121600	Tightener	1	O/O	31	4	
A6971601	B3121610	Tightener	1	O/O	31	7	

Reissued: 09-Mar-01

Model: NAD 30S/30/40 3000Finisher	Date: 23-Feb-01	No.: MA697012a
-----------------------------------	-----------------	----------------

MB Correction

The items in bold italics have been corrected or added.

Modified Article: Finisher Main Board		Prepared by: E. Fukuyama	
From: Technical Services Dept., GTS Division			
Reason for Modification:	<input type="checkbox"/> Parts catalog correction	<input type="checkbox"/> Vendor change	<input type="checkbox"/> To meet standards ()
	<input type="checkbox"/> To facilitate assembly	<input type="checkbox"/> To improve reliability	
	<input type="checkbox"/> Part standardization	<input checked="" type="checkbox"/> Other	

To protect the circuit, diodes have been added to the drive circuits of the shift tray lift motor.

Old part number	New part number	Description	Q'ty	Int	Page	Index	Note
A6975120	A6975130	Finisher Main Board	1	X/O	33	16	

RCL (Japan) Production

Model Name	V/Hz	Destination	Code	Serial Number
SR 730	115V/50 Hz	USA, Canada	A697-15	1B59090001
	230V/60 Hz	USA, Canada, Europe, Asia,	A697-17	A7779080986
	115V/50 Hz	Taiwan, China, etc		
	230V/60 Hz	Europe, Asia	A697-22	AR39090001
	230V/60 Hz	Europe, Australia	A697-26	3R10990001
	230V/60 Hz	USA, Canada, Europe,	A697-55	L0329090001
	115V/50 Hz			

Model: NAD 30S/30/40 3000Finisher		Date: 20-Dec-01	No.: MA697013
Modified Article: Front Joint Bracket		Prepared by: E.Fukuyama	
From: Technical Services Dept., GTS Division			
Reason for Modification:	<input type="checkbox"/> Parts catalog correction <input type="checkbox"/> To facilitate assembly <input checked="" type="checkbox"/> Part standardization	<input type="checkbox"/> Vendor change <input type="checkbox"/> To improve reliability <input type="checkbox"/> Other	<input type="checkbox"/> To meet standards ()

The part number has been changed for part standardization.

Old part number	New part number	Description	Q'ty	Int	Page	Index
A6971143	A6971153	Front Joint Bracket	1-1	O/O	7	21



Part Change Information List

Date: March 18, 2009

Model	Code	PCIL Number	PCIL Correction	Old part number	New part number	Description	Old Q'ty	New Q'ty	Int	3DPC	Page	Index	Set	Set Int	RTB	Note	Ref Number
NAD 30S/30/40 3000 Finisher	A697	200903		A6972160	D4602160	GUIDE PLATE:AUXILIARY:PUNCH:ASS'Y	1	1	X/O		23	27					V0804293



Part Change Information List

Date: August 31, 2009

Model	Code	PCIL Nr.	PCIL Correction	Old part number	New part number	Description	Old Q'ty	New Q'ty	Int	3DPC	Page	Index	Set	Set Int	RTB	Note	Ref. Nr.	ECN Nr.
NAD 30S/30/40 3000 Finisher	A697	200908		12042384	12042848	SWITCH:FA1L-AJAE	1	1	X/O		29	104					V0901516	9050233