

Model: PB3030 (PR-C1 2-paper tray unit)		Date: 20-Sep-07	No.: RD331001
Subject: Friction pad		Prepared by: M. Ishihara	
From: 1st Tech. Support Sec. Service Support Dept.			
Classification:	<input type="checkbox"/> Troubleshooting <input type="checkbox"/> Mechanical <input type="checkbox"/> Paper path <input type="checkbox"/> Product Safety	<input type="checkbox"/> Part information <input type="checkbox"/> Electrical <input type="checkbox"/> Transmit/receive <input type="checkbox"/> Other ()	<input checked="" type="checkbox"/> Action required <input type="checkbox"/> Service manual revision <input type="checkbox"/> Retrofit information

Symptom

Dog ears may occur when the paper is fed from the optional 2-tray paper unit.

Note: This only occurs on some of the Affected Units listed below.


Cause

Part of the friction pad peels off the pad bracket.

Action

Do the following when you install the optional 2-tray paper unit on the Parisian-C1:

Press the friction pad firmly with your thumb, and while doing so, slide your thumb across the length of the pad. Do this three or four times.



Affected Units

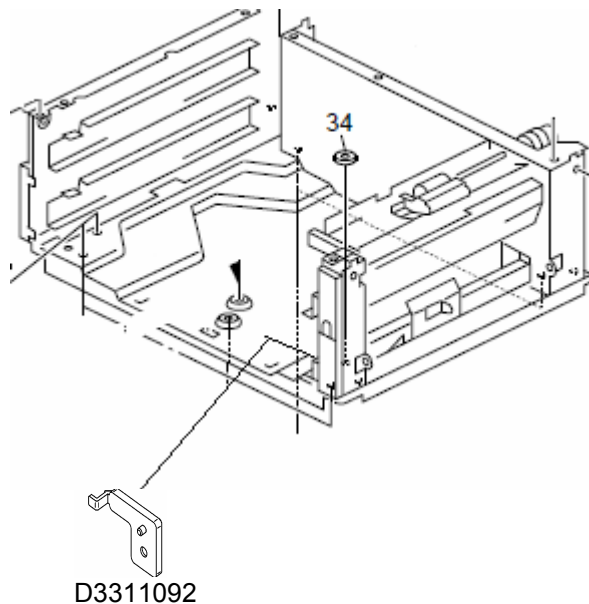
This symptom may occur on the following units:

<u>Code (Destination)</u>	<u>Machine serial Numbers (units)</u>	<u>Production Month/Year</u>
D331-01 (Generic)	M3970600001 – 00582 (582)	June/2007
	M3970700001 – 00417 (417)	July/2007
	M3970800001 – 00033 (33)	August/2007
D331-02 (infotec)	9J10670001 – 0060 (60)	June/2007
	9J10770001 – 0040 (40)	July/2007
D331-21 (China,Ric)	M3970600583 – 00652 (70)	June/2007
	M3970700418 – 00457 (40)	July/2007

Model: PB3030 (PR-C1 2-paper tray unit)		Date: 26-Jun-09	No.: RD331002
Subject: Spacer: Supporter: Right		Prepared by: M. Ishihara	
From: 1st Tech. Support Sec. Service Support Dept.			
Classification:	<input type="checkbox"/> Troubleshooting <input checked="" type="checkbox"/> Part information <input type="checkbox"/> Action required <input type="checkbox"/> Mechanical <input type="checkbox"/> Electrical <input type="checkbox"/> Service manual revision <input type="checkbox"/> Paper path <input type="checkbox"/> Transmit/receive <input type="checkbox"/> Retrofit information <input type="checkbox"/> Product Safety <input type="checkbox"/> Other ()		

Old P/N	New P/N	Description	Q'ty	Int	Page	Index	Note
-	D3311092	Spacer: Supporter: Right	0-1	-	3	35	New

Change/Reason: This part was missing in the parts catalog of the Paper Feed Unit PB3030 (D331).



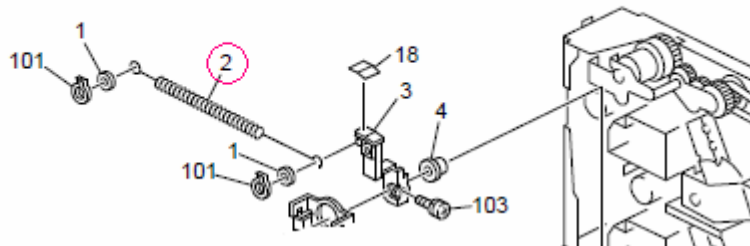
Model: PB3030 (PR-C1 2-paper tray unit)		Date: 29-Jun-09	No.: RD331003
Subject: Tension Spring: Paper Feed: 2		Prepared by: M. Ishihara	
From: 1st Tech. Support Sec. Service Support Dept.			
Classification:	<input checked="" type="checkbox"/> Troubleshooting	<input checked="" type="checkbox"/> Part information	<input type="checkbox"/> Action required
	<input type="checkbox"/> Mechanical	<input type="checkbox"/> Electrical	<input type="checkbox"/> Service manual revision
	<input type="checkbox"/> Paper path	<input type="checkbox"/> Transmit/receive	<input type="checkbox"/> Retrofit information
	<input type="checkbox"/> Product Safety	<input type="checkbox"/> Other ()	

Old P/N	New P/N	Description	Q'ty	Int	Page	Index	Note
-	D3312774	Tension Spring: Paper Feed: 2	1	-	9	2	New

Change: The spring was added as a service part.

Reason: To minimize non-feed paper jams that can occur when feeding "Yes Color 100g" paper.

4.Electrical Section 1 (D331)

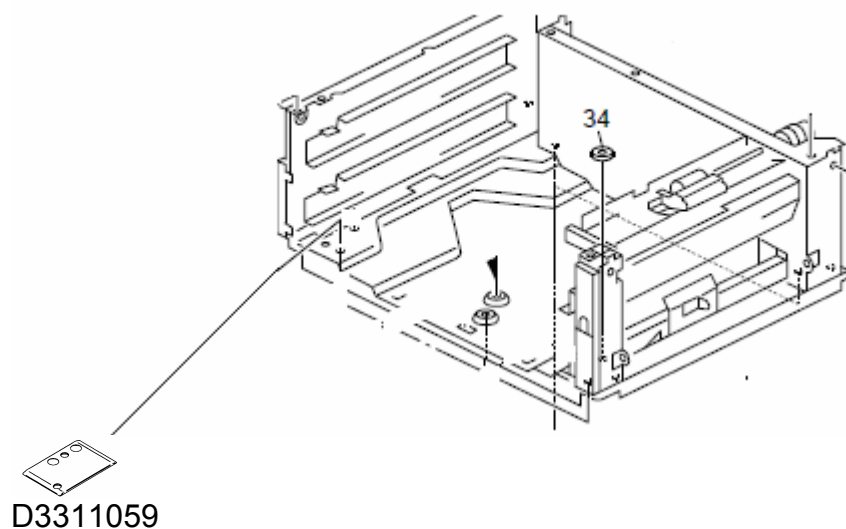


Model: PB3030 (PR-C1 2-paper tray unit)		Date: 29-Jun-09	No.: RD331004
Subject: Guide: Paper Tray		Prepared by: M. Ishihara	
From: 1st Tech. Support Sec. Service Support Dept.			
Classification:	<input type="checkbox"/> Troubleshooting <input type="checkbox"/> Mechanical <input type="checkbox"/> Paper path <input type="checkbox"/> Product Safety	<input checked="" type="checkbox"/> Part information <input type="checkbox"/> Electrical <input type="checkbox"/> Transmit/receive <input type="checkbox"/> Other ()	<input type="checkbox"/> Action required <input type="checkbox"/> Service manual revision <input type="checkbox"/> Retrofit information

Old P/N	New P/N	Description	Q'ty	Int	Page	Index	Note
-	D3311059	Guide: Paper Tray	0-1	-	3	36	New

Change: A guide was added to the area shown below.

Reason: To minimize the sound that occurs when the paper tray is pulled out or pushed in.



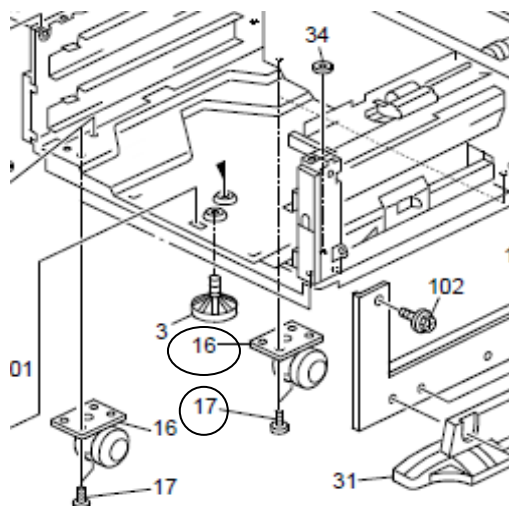
Model: PB3030 (PR-C1 2-paper tray unit)		Date: 16-Jul-09	No.: RD331005
Subject: Caster		Prepared by: M. Ishihara	
From: 1st Tech. Support Sec. Service Support Dept.			
Classification:	<input type="checkbox"/> Troubleshooting <input checked="" type="checkbox"/> Part information <input type="checkbox"/> Action required <input type="checkbox"/> Mechanical <input type="checkbox"/> Electrical <input type="checkbox"/> Service manual revision <input type="checkbox"/> Paper path <input type="checkbox"/> Transmit/receive <input type="checkbox"/> Retrofit information <input type="checkbox"/> Product Safety <input type="checkbox"/> Other ()		

Old P/N	New P/N	Description	Q'ty	Int	Page	Index	Note
AH012037	D3511121	Caster	4-4	X/X	3	16	
B8001103	A5071096	Philips Screw – M5x6	8-8	X/X	3	17	

Change: The thickness of the caster holder has been made thicker than the old one.

Reason: Vendor change

Note: Those parts are interchangeable as a set.



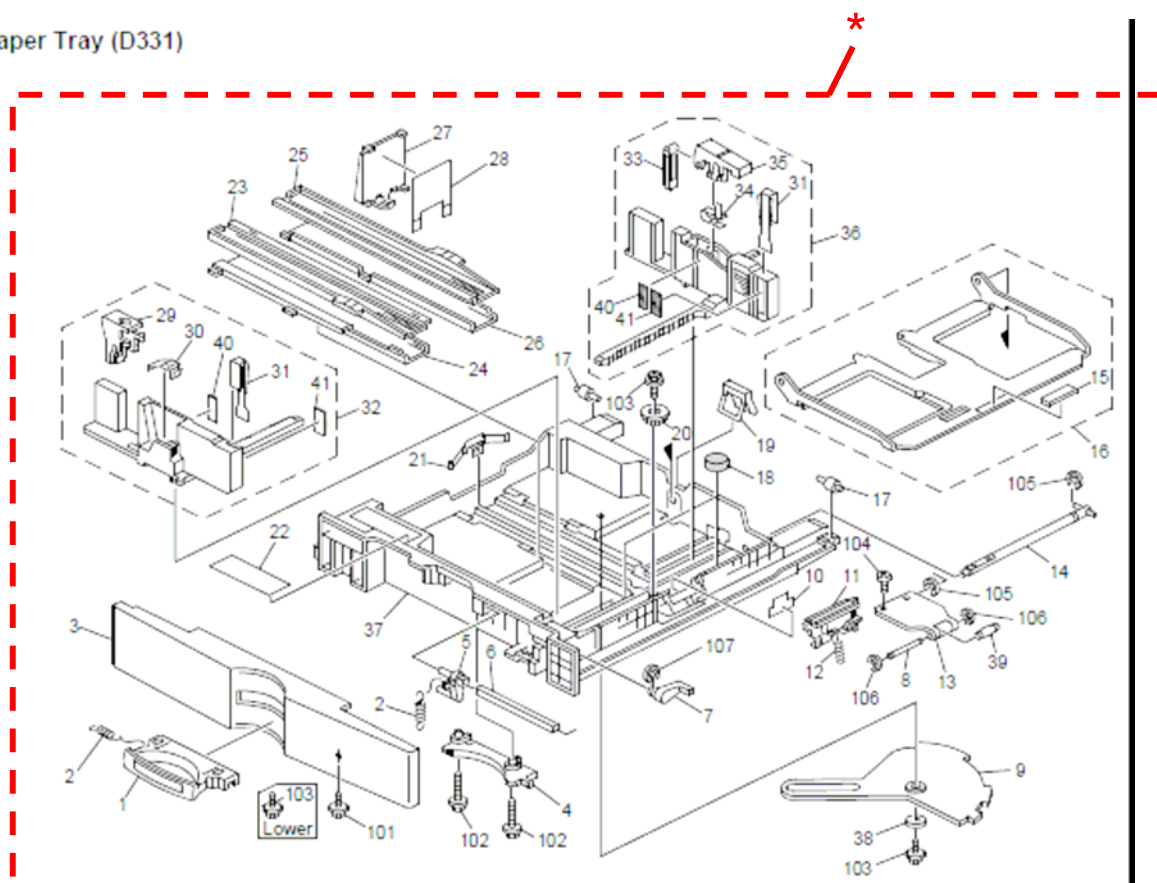
Model: PB3030 (PR-C1 2-paper tray unit)		Date: 02-Mar-10	No.: RD331006
Subject: Paper Tray: Lower Position: BALI-D: Ass'y		Prepared by: M. Ishihara	
From: 2nd Overseas Tech Support Sec., 2nd PQM Dept.			
Classification:	<input type="checkbox"/> Troubleshooting <input checked="" type="checkbox"/> Part information <input type="checkbox"/> Action required <input type="checkbox"/> Mechanical <input type="checkbox"/> Electrical <input type="checkbox"/> Service manual revision <input type="checkbox"/> Paper path <input type="checkbox"/> Transmit/receive <input type="checkbox"/> Retrofit information <input type="checkbox"/> Product Safety <input type="checkbox"/> Other ()		

Old P/N	New P/N	Description	Q'ty	Int	Page	Index	Note
-	D3312531	Paper Tray: Lower Position: BALI-D: Ass'y	0-1	-	5	*	
-	D4252532	Paper Tray: GUAM-C: Ass'y	0-1	-	5	*	

Change / Reason: These assembly parts are now available as service parts.

Note: D3312531 is for the lower tray and D4252532 is for the upper one.

2. Paper Tray (D331)



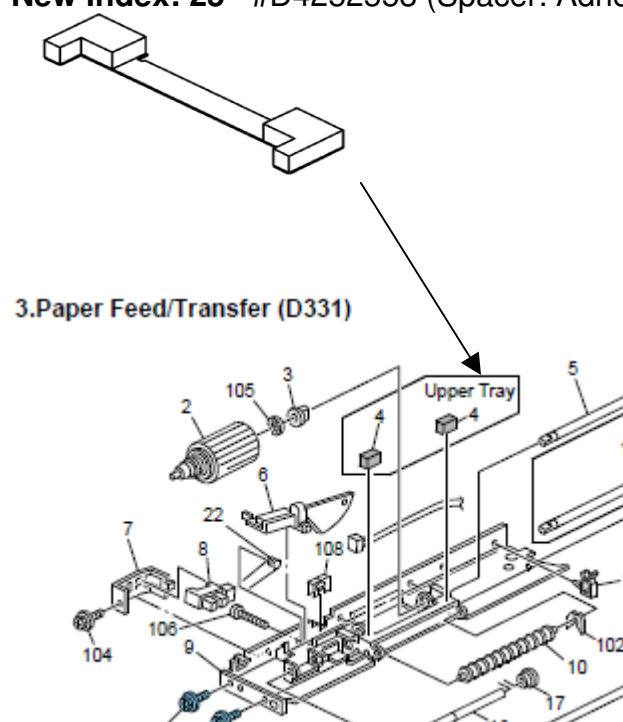
Model: PB3030 (PR-C1 Paper Feed Unit)		Date: 09-Mar-10	No.: RD331007
Subject: Spacer: Adhesion		Prepared by: M. Ishihara	
From: 2nd Overseas Tech Support Sec., 2nd PQM Dept.			
Classification:	<input type="checkbox"/> Troubleshooting <input checked="" type="checkbox"/> Part information <input type="checkbox"/> Action required <input type="checkbox"/> Mechanical <input type="checkbox"/> Electrical <input type="checkbox"/> Service manual revision <input type="checkbox"/> Paper path <input type="checkbox"/> Transmit/receive <input type="checkbox"/> Retrofit information <input type="checkbox"/> Product Safety <input type="checkbox"/> Other ()		

Old P/N	New P/N	Description	Q'ty	Int	Page	Index	Note
A8602559		Cushion Guide Plate	2-0	-	7	4	
-	D4252558	Spacer: Adhesion	0-1	-	7	25	New index

Change: 2 cushions were assembled and became the spacer (D4252558) as shown in the figure below. The spacer is affixed on the upper tray only.

Reason: To unify the part with other models.

New Index: 25 #D4252558 (Spacer: Adhesion)



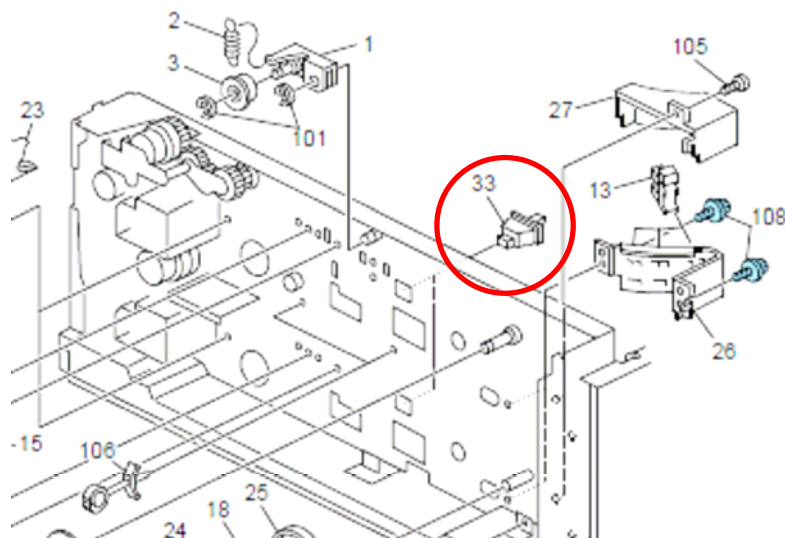
Model: PR-C1 Paper Feed Unit(PB3030)		Date: 30-Mar-10	No.: RD331008
Subject: Parts Catalog Correction (push switch)		Prepared by: M.Saiki	
From: 2nd Overseas Tech Support Sec., 2nd PQM Dept.			
Classification:	<input type="checkbox"/> Troubleshooting <input type="checkbox"/> Mechanical <input type="checkbox"/> Paper path <input type="checkbox"/> Product Safety	<input checked="" type="checkbox"/> Part information <input type="checkbox"/> Electrical <input type="checkbox"/> Transmit/receive <input type="checkbox"/> Other ()	<input type="checkbox"/> Action required <input type="checkbox"/> Service manual revision <input type="checkbox"/> Retrofit information <input type="checkbox"/> Tier 2

Old part number	New part number	Description	Q'ty	Int	Page	Index	Note
	G0205626	PUSH SWITCH			11	33	

Change: An index for the illustration is added.

Reason: The part information was not available.

See the following diagram for the part location.



Model: PR-C1 Paper Feed Unit(PB3030)		Date: 16-Jun-10	No.: RD331009
Subject: Guide: Paper Size Sensor: Side Fence		Prepared by: M. Ishihara	
From: 2nd Overseas Tech Support Sec., 2nd PQM Dept.			
Classification:	<input type="checkbox"/> Troubleshooting <input type="checkbox"/> Mechanical <input type="checkbox"/> Paper path <input type="checkbox"/> Product Safety	<input checked="" type="checkbox"/> Part information <input type="checkbox"/> Electrical <input type="checkbox"/> Transmit/receive <input type="checkbox"/> Other ()	<input type="checkbox"/> Action required <input type="checkbox"/> Service manual revision <input type="checkbox"/> Retrofit information <input type="checkbox"/> Tier 2

Old part number	New part number	Description	Q'ty	Int	Page	Index	Note
-	D3312796	Guide: Paper Size Sensor: Side Fence	0-2	-	7, 11	26, 34	New Index

Change: A Mylar with double-sided tape was added to the photo-interrupter.

Reason: To attach the photo-interrupter to the sensor bracket more tightly.



Note: The Mylar is attached to the photo-interrupter (P/N AW020173, index #14 on pages 7 and 11).

Model: PR-C1 Paper Feed Unit(PB3030)		Date: 07-Dec-11	No.: RD331010
Subject: Parts Catalog Correction_Paper Size Sensor and Cover		Prepared by: M.Saiki	
From: 2nd Tech Service Sect., MFP/P Tech Service Dept.			
Classification:	<input type="checkbox"/> Troubleshooting <input checked="" type="checkbox"/> Part information <input type="checkbox"/> Action required <input type="checkbox"/> Mechanical <input type="checkbox"/> Electrical <input type="checkbox"/> Service manual revision <input type="checkbox"/> Paper path <input type="checkbox"/> Transmit/receive <input type="checkbox"/> Retrofit information <input type="checkbox"/> Product Safety <input type="checkbox"/> Other () <input type="checkbox"/> Tier 2		

Old part number	New part number	Description	Q'ty	Int	Page	Index	Note
AW020141	AW020198	PHOTOINTERRUPTOR:LG2A14NL1	2-2	X/X	11	13	#
D3312752	D3312753	COVER:SENSOR:PAPER SIZE SENSOR	3-3	X/X	11	27	#

X/O as a set

Change/Reason: The paper size sensor has been redesigned due to a vendor change, and the sensor cover also has been modified to support the new sensor shape.