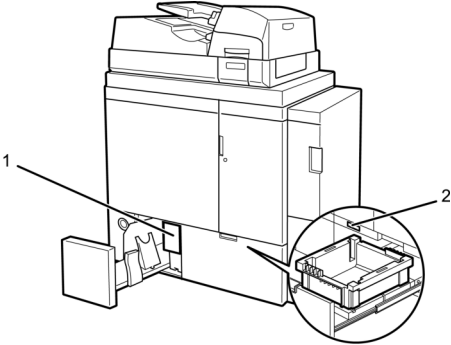



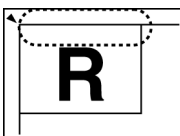
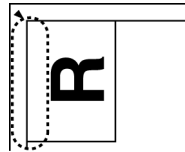
Notes for Users

Please note the following corrections to the manuals and additional information.

Operating Instructions / Safety Information

Page	Additional Information
P.6 Position of ⚠ WARNING and ⚠ CAUTION label	<p>Position 2 (below) now features a caution label.</p>   <p>Do not reach far inside the unit. Moving parts inside may cause injury.</p>

Operating Instructions

Page	Error	Corrections
P.16 2. Perfect Binding > What is Perfect Binding? > Note Item 2	<ul style="list-style-type: none"> Book block size 10 sheets (paper weight: 106.0 - 163.0g/m², 28.2 - 43.3 lb., slip sheets only) 	Does not refer to this device so do not use this information.
P.18 2. Perfect Binding > Orientation and Binding Position of Covers and Originals > Top binding / Original location		

Copyright © 2008

Printed in Japan

GB (GB) EN (USA) D391-8565



D3918565

Notes for Users

This supplement provides corrections and notes for the manuals provided with this machine. Read this supplement in conjunction with the relevant manual.

Correction

Section:

"Finishing to a regular size" in 2.Perfect Binding in **Perfect Binder GB5000 Operating Instructions** and/or

"Finishing to a regular size" in Basic Copying in **Pro 907EX/Pro 1107EX/Pro 1357EX Operating Instructions Copy and Document Server Reference**

Error:

Table detailing book block paper and cover sheet compatibility

Required finished size	Book block	Cover
A4	225 × 320 mm ^{*1} 226 × 310 mm ^{*1}	13 × 19.2 ^{*1} 13 × 19 ^{*1} 13 × 18 320 × 450 mm ^{*1}
B5 JIS	A4	A3
A5	B5 JIS	B4 JIS
Letter (8 ¹ / ₂ × 11)	9 × 12 ^{*1}	13 × 19.2 ^{*1} 13 × 19 ^{*1}
5 ¹ / ₂ × 8 ¹ / ₂	7 ¹ / ₄ × 10 ¹ / ₂	11 × 14.9 ^{*1}

^{*1} Specify the paper size using [Custom Size] in Tray Paper Settings.

Correction:

Table detailing book block paper and cover sheet compatibility

Required finished size	Book block	Cover
A4	225 × 320 mm ^{*1} 226 × 310 mm ^{*1}	13 × 19.2 ^{*1} 13 × 19 ^{*1} 13 × 18 320 × 450 mm ^{*1}
B5 JIS	A4	A3
A5	B5 JIS	B4 JIS
Letter (8 ¹ / ₂ × 11)	9 × 12 ^{*1}	13 × 19.2 ^{*1} 13 × 19 ^{*1}
5 ¹ / ₂ × 8 ¹ / ₂	7 ¹ / ₄ × 10 ¹ / ₂	10.5 × 14.5 ^{*1}

^{*1} Specify the paper size using [Custom Size] in Tray Paper Settings.

Note

Section:

"Estimating the Thickness of a Booklet's Spine (Back Edge)" in 2.Perfect Binding in ***Perfect Binder GB5000 Operating Instructions***

and/or

"Estimating the thickness of a booklet's spine (Back edge)" in Adding Paper in ***Pro 907EX/Pro 1107EX/Pro 1357EX Operating Instructions About This Machine***

When [Do not Cut] is selected, you cannot specify a cover sheet longer than 432 mm (17 inches). To specify a cover sheet longer than 432 mm (17 inches), select either [Cut Fore Edge] or [Cut 3 Edges].

Copyright © 2010

Printed in Japan

EN US

D391-8552A



D3918552A