

Model: OR-C1 Fax Option Type 3352		Date: 02-Dec-11	No.: RD596001
Subject: Service Manual Correction		Prepared by: T. Nihei	
From: 2nd Tech Service Sect., MFP/P Tech Service Dept.			
Classification:	<input type="checkbox"/> Troubleshooting <input type="checkbox"/> Mechanical <input type="checkbox"/> Paper path <input type="checkbox"/> Product Safety	<input type="checkbox"/> Part information <input type="checkbox"/> Electrical <input type="checkbox"/> Transmit/receive <input type="checkbox"/> Other (     )	<input type="checkbox"/> Action required <input checked="" type="checkbox"/> Service manual revision <input type="checkbox"/> Retrofit information <input type="checkbox"/> Tier 2

## Service Manual Correction

The areas in **bold** were corrected.

D596 Service Manual

“1. Installation - Fax Unit (D596)”

24. Do **SP3-102** in the fax SP mode and enter the serial number for the fax unit.

Model:OR-C1 Fax Option Type 3352		Date: 27-Jan-12	No.: RD596002
Subject: Service Manual Correction (RCN only -Certification decal)		Prepared by: T. Nihei	
From: 2nd Tech Service Sect., MFP/P Tech Service Dept.			
Classification:	<input type="checkbox"/> Troubleshooting <input type="checkbox"/> Mechanical <input type="checkbox"/> Paper path <input type="checkbox"/> Product Safety	<input type="checkbox"/> Part information <input type="checkbox"/> Electrical <input type="checkbox"/> Transmit/receive <input type="checkbox"/> Other (     )	<input type="checkbox"/> Action required <input checked="" type="checkbox"/> Service manual revision <input type="checkbox"/> Retrofit information <input type="checkbox"/> Tier 2

## Service Manual Revision

Add the following description.


### 1. Installation

- G3 Interface Unit (D596 -11/-12)

No. 9

If a serial number decal is not attached to the fax unit, attach it to the unit's faceplate.

**Attach the decal packaged with the G3 Interface Unit to the area shown in red below. This decal shows that the fax is compliant with Chinese communication standards.**



Model: OR-C1 Fax Option Type 3352		Date: 11-Apr-12	No.: RD596003
Subject: Parts Catalog Correction (FCU Board)		Prepared by: T. Nihei	
From: 2nd Tech Service Sect., MFP/P Tech Service Dept.			
Classification:	<input type="checkbox"/> Troubleshooting <input checked="" type="checkbox"/> Part information <input type="checkbox"/> Action required <input type="checkbox"/> Mechanical <input type="checkbox"/> Electrical <input type="checkbox"/> Service manual revision <input type="checkbox"/> Paper path <input type="checkbox"/> Transmit/receive <input type="checkbox"/> Retrofit information <input type="checkbox"/> Product Safety <input type="checkbox"/> Other (      ) <input type="checkbox"/> Tier 2		

Part number	Description	Q'ty	Int	Page	Index	Note
D5965194	PCB:FCU:EU:SERVICE PARTS:ASS'Y (EU/AA/CHN)	1	-	3	1	
<b>D5965196</b>	PCB:FAX CONTROL UNIT:TWN:SERVICE PARTS:ASS'Y	1	-	3	1	

**Change:**

- 1) The description of the FCU for the EU, Asia Pacific, and China markets was changed (the part highlighted in **bold** was added).
- 2) The FCU for the Taiwan market was added.

**Reason:**

- 1) To clarify that the same FCU is used for the EU, Asia Pacific, and China markets.
- 2) The FCU for the Taiwan market was missing from the Parts Catalog.

Model:OR-C1 Fax Option Type 3352		Date: 04-Oct-12	No.: RD596004
Subject: G3 Decal Deletion		Prepared by: T. Nihei	
From: 2nd Tech Service Sect., MFP/P Tech Service Dept.			
Classification:	<input type="checkbox"/> Troubleshooting <input type="checkbox"/> Mechanical <input type="checkbox"/> Paper path <input type="checkbox"/> Product Safety	<input type="checkbox"/> Part information <input type="checkbox"/> Electrical <input type="checkbox"/> Transmit/receive <input type="checkbox"/> Other (     )	<input type="checkbox"/> Action required <input checked="" type="checkbox"/> Service manual revision <input type="checkbox"/> Retrofit information <input type="checkbox"/> Tier 2

**Note: These corrections were made because the G3 decal was deleted in September 2011.**

## Service Manual Correction

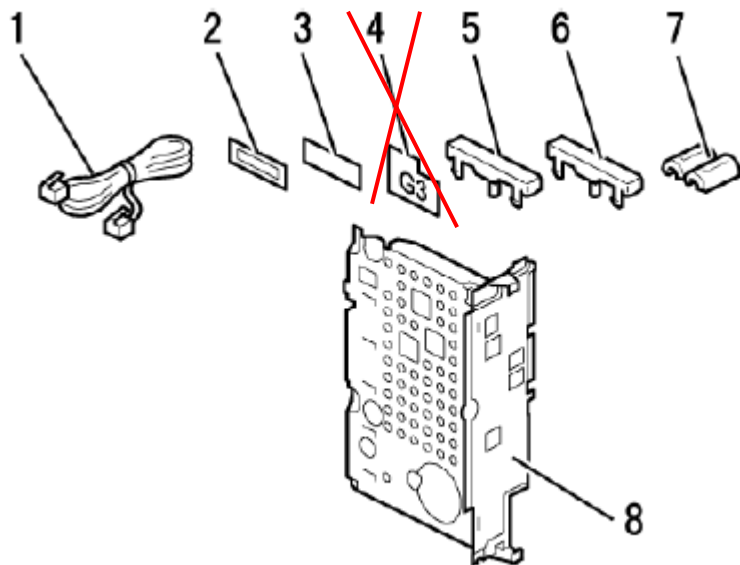
D596 Service Manual

### 1. Installation

- Fax Unit (D596)

- Accessory

No.	Description	Q'ty
1.	Telephone Cable (NA only)	1
2.	Serial Number Label	1
3.	FCC Label (NA only)	1
<del>4.</del>	<del>G3 Decal</del>	<del>1</del>
5.	Fax Keytops	2
6.	Copy Keytops	2
7.	Ferrite Core	1
8.	Fax Unit	1

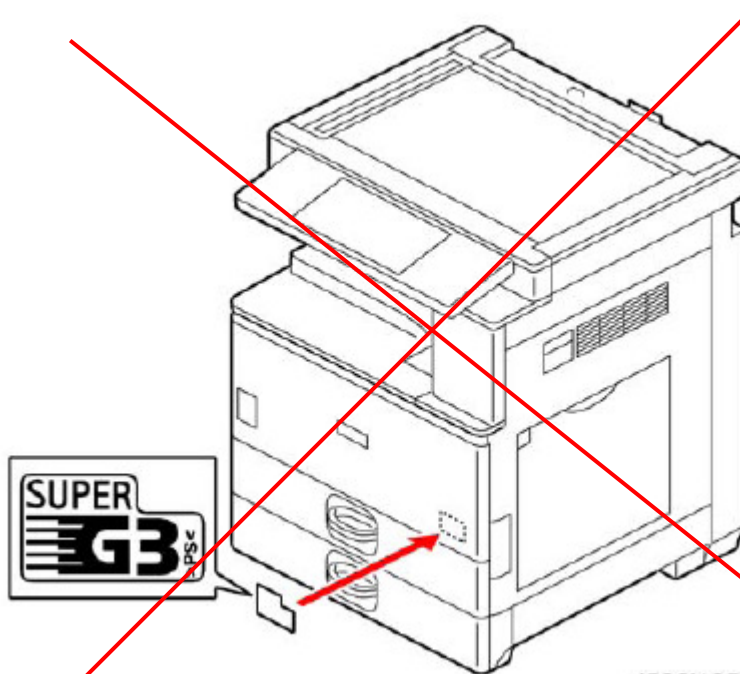


d596i100a

## 1. Installation

- Fax Unit (D596)

- Fax Installation



d596i105

~~19. Attach the G3 decal to the front of the machine.~~

Model:OR-C1 Fax Option Type 3352

Date: 04-Oct-12

No.: RD596004

## Parts Catalog Correction

Fax Option Type 3352 (D596-01/02/03)

Deleted Part Number	Description	Page	Index	Note
D1206870	DECAL:SG3	3	6	

### 1.Fax Option (D596-01/02/03)

