

Model: Apollon-C1 ARDF DF3010		Date: 28-May-08	No.: MB802001
Modified Article: TAPPING SCREW - 3X6		Prepared by: N. Yoshida	
From: 2nd Tech. Support Sec. Service Support Dept.			
Reason for Modification:	<input type="checkbox"/> Parts catalog correction <input type="checkbox"/> Vendor change <input checked="" type="checkbox"/> Other <input type="checkbox"/> To facilitate assembly <input type="checkbox"/> To improve reliability <input type="checkbox"/> To meet standards <input type="checkbox"/> Part standardization <input type="checkbox"/> Product Safety ()		

Old part number	New part number	Description	Q'ty	Int	Page	Index	Note
04513006		TAPPING SCREW - M3X6	2		27	101	
	→ 08050089	RETAINING RING - M4	1				
B8023234	B8023234A	TIMING PULLEY:	1		31	11	
B8021777	B8021777A	KNOB: MISFEED					
B3121615		TENSION ROLLER			27	3	
B8021772	→ B8021774	TIMING BELT:40S3M186	1-1	X/X	27	4	
B8021773		BRACKET:SHAFT:SIDE PLATE:FRONT			27	1	



Model: Apollon-C1 ARDF DF3010		Date: 3-Jun-08	No.: MB802002
Modified Article: GUIDE:EXIT:UPPER:SUB		Prepared by: N. Yoshida	
From: 2nd Tech. Support Sec. Service Support Dept.			
Reason for Modification:	<input type="checkbox"/> Parts catalog correction <input type="checkbox"/> Vendor change <input type="checkbox"/> Other <input type="checkbox"/> To facilitate assembly <input checked="" type="checkbox"/> To improve reliability <input type="checkbox"/> To meet standards <input type="checkbox"/> Part standardization <input type="checkbox"/> Product Safety ()		

Old part number	New part number	Description	Q'ty	Int	Page	Index	Note
B8023651	B8023650	GUIDE:EXIT:UPPER:SUB	1-1	X/O	15	20	
B8026015	B8026016	DECAL:DISPLAY:MISFEED REMOVAL:P3	1-1	X/O	25 15	8 19	

Model: Apollon-C1 ARDF DF3010		Date: 9-Jun-08	No.: MB802003
Modified Article: FRAME:BASE		Prepared by: N. Yoshida	
From: 2nd Tech. Support Sec. Service Support Dept.			
Reason for Modification:	<input type="checkbox"/> Parts catalog correction <input type="checkbox"/> Vendor change <input type="checkbox"/> Other <input type="checkbox"/> To facilitate assembly <input checked="" type="checkbox"/> To improve reliability <input type="checkbox"/> To meet standards <input type="checkbox"/> Part standardization <input type="checkbox"/> Product Safety ()		

Old part number	New part number	Description	Q'ty	Int	Page	Index	Note
	B8021212	FRAME:BASE	0-1			*	A
	B8021261	GRIP:LOWER	0-1			*	A
	B8021266	SPONGE:BASE:2MM	0-1			*	A
B8021312	B8021313	HINGE:LEFT:ASS'Y	1-1	X/X	23	8	A

Important: When you install any of the parts labeled "A" in the table, make sure to install them **together as a set**.

Reissued: 1-Jul-08

Model: <i>Apollon-C1 ARDF DF3010</i>	Date: 25-Jun-08	No.: MB802004a
--------------------------------------	-----------------	----------------

MB Reissue

The items in ***bold italics*** were corrected.

Modified Article: Harness		Prepared by: T. Kiyohara	
From: 2nd Tech. Support Sec. Service Support Dept.			
Reason for Modification:	<input type="checkbox"/> Parts catalog correction <input type="checkbox"/> Vendor change <input type="checkbox"/> Other		
	<input type="checkbox"/> To facilitate assembly <input checked="" type="checkbox"/> To improve reliability <input type="checkbox"/> To meet standards		
	<input type="checkbox"/> Part standardization <input type="checkbox"/> Product Safety ()		

Old part number	New part number	Description	Q'ty	Int	Page	Index	Note
B8025740		HARNESS:ORIGINAL TABLE	1		39	7	A
B8025750		HARNESS:ORIGINAL TABLE	1		21	22	A
	B8025880	HARNESS:SENSOR:ORIGINAL TABLE					A
B8025830		HARNESS:GUIDE	1		39	8	B
B8025840		HARNESS:PAPER FEED	1		23	16	B
	B8025870	HARNESS:SENSOR:PAPER FEED	1			*	B

Important: When you install any of the parts labeled "A" in the table for the first time, make sure to install them **together as a set**.

Important: When you install any of the parts labeled "B" in the table for the first time, make sure to install them **together as a set**.

Model: Apollon-C1 ARDF DF3010		Date: 25-Jun-08	No.: MB802005
Modified Article: HINGE:LEFT:ASS'Y		Prepared by: N. Yoshida	
From: 2nd Tech. Support Sec. Service Support Dept.			
Reason for Modification:	<input type="checkbox"/> Parts catalog correction <input type="checkbox"/> Vendor change <input type="checkbox"/> Other <input type="checkbox"/> To facilitate assembly <input checked="" type="checkbox"/> To improve reliability <input type="checkbox"/> To meet standards <input type="checkbox"/> Part standardization <input type="checkbox"/> Product Safety ()		

Old part number	New part number	Description	Q'ty	Int	Page	Index	Note
B8021312	B8021313	LEFTHINGE	1-1	X/X	23	8	
B8021313	B8021321	HINGE:LEFT:ASS'Y	1-1	X/O			A
B8021351	B8021361	DAMPER:HINGE:RIGHT:ASS'Y	1-1	X/O	23	9	A

Important: When you install any of the parts labeled "A" in the table for the first time, make sure to install them **together as a set**.

Model: Model AP-C1 ARDF (DF3010)		Date: 25-Jun-08	No.: MB802006
Modified Article: TORQUE LIMITER MECHANICAL CLUTCH:SEPARATOR		Prepared by: N. Yoshida	
From: 2nd Tech. Support Sec. Service Support Dept.			
Reason for Modification:	<input type="checkbox"/> Parts catalog correction <input type="checkbox"/> Vendor change <input checked="" type="checkbox"/> Other <input type="checkbox"/> To facilitate assembly <input type="checkbox"/> To improve reliability <input type="checkbox"/> To meet standards <input type="checkbox"/> Part standardization <input type="checkbox"/> Product Safety ()		

Old part number	New part number	Description	Q'ty	Int	Page	Index	Note
A2946700	B8022255	TORQUE LIMITER MECHANICAL CLUTCH:SEPARATOR	1-1	O/O	7	15	

Model: Model AT-C1 ARDF (DF3000)		Date: 27-Jun-08	No.: MB802007
Modified Article: BRACKET:GUIDE:PAPER FEED:LOWER		Prepared by: N.Yoshida	
From: 2nd Tech. Support Sec. Service Support Dept.			
Reason for Modification:	<input type="checkbox"/> Parts catalog correction <input type="checkbox"/> Vendor change <input checked="" type="checkbox"/> Other <input type="checkbox"/> To facilitate assembly <input type="checkbox"/> To improve reliability <input type="checkbox"/> To meet standards <input type="checkbox"/> Part standardization <input type="checkbox"/> Product Safety ()		

Old part number	New part number	Description	Q'ty	Int	Page	Index	Note
B8023381	B8023382	BRACKET:GUIDE:PAPER FEED:LOWER	1-0		31	2	A
B8023147		GROUND PLATE:	1-0		31	3	A

Important: When you install any of the parts labeled "A" in the table for the first time, make sure to install them **together as a set**.

Change/Reason: A brush to remove electricity was attached to the Bracket, B8023382 instead of the ground plate, B8023147.

Reissued: 3-Sep-08

Model: Apollon-C1 ARDF DF3010	Date: 27-Jun-08	No.: MB802008a
-------------------------------	-----------------	----------------

MB Reissue

The Serial Number information has been updated.

Modified Article: GUIDE:REVERSE:OPEN AND CLOSE:SUB-ASS'Y		Prepared by: N. Yoshida	
From: 2nd Tech. Support Sec. Service Support Dept.			
Reason for Modification:	<input type="checkbox"/> Parts catalog correction <input type="checkbox"/> Vendor change <input type="checkbox"/> Other <input type="checkbox"/> To facilitate assembly <input checked="" type="checkbox"/> To improve reliability <input type="checkbox"/> To meet standards <input type="checkbox"/> Part standardization <input type="checkbox"/> Product Safety ()		

Old part number	New part number	Description	Q'ty	Int	Page	Index	Note
B8022222		GUIDE:REVERSE:OPEN AND CLOSE					A
B8022223		SHEET:GUARD					A
B8022231		SHAFT:REVERSE:DRIVE:PRESS FIT					A
B8022285		ROLLER:REVERSE EXIT:DRIVEN					A
	B8022220	GUIDE:REVERSE: OPEN AND CLOSE:SUB-ASS'Y	0-1			*	A
B8023651	B8023650	GUIDE:EXIT:UPPER:SUB-ASS'Y	1-1	X/O	15	20	A
B8023650	B8023655	GUIDE:EXIT:UPPER:SUB-ASS'Y	1-1	X/X			A

*: New Index

Important: When you install any of the parts labeled "A" in the table for the first time, make sure to install them **together as a set**.

Serial number for B8023655

Model	Destination	Code	Serial Number
DF 3010	Gen	B80200	3L39-192832
		B80217	L9388000001
		B80290	L9388005244
		B8027001	L9387908000
		B2407001	3L39-192832

Model: Apollon-C1 ARDF DF3010		Date: 4-Aug-08	No.: MB802009
Modified Article: GEAR:DRIVE:ARM:PICKUP		Prepared by: N. Yoshida	
From: 2nd Tech. Support Sec. Service Support Dept.			
Reason for Modification:	<input type="checkbox"/> Parts catalog correction <input type="checkbox"/> Vendor change <input checked="" type="checkbox"/> Other <input type="checkbox"/> To facilitate assembly <input type="checkbox"/> To improve reliability <input type="checkbox"/> To meet standards <input type="checkbox"/> Part standardization <input type="checkbox"/> Product Safety ()		

Old part number	New part number	Description	Q'ty	Int	Page	Index	Note
A6802261	B8021946	GEAR:DRIVE:ARM:PICKUP	1-1	O/O	17	21	
B3511791	B8021956	GEAR:STOPPER:ORIGINAL INSERT:Z25	1-1	O/O	17	15	

Reissued: 3-Dec-08

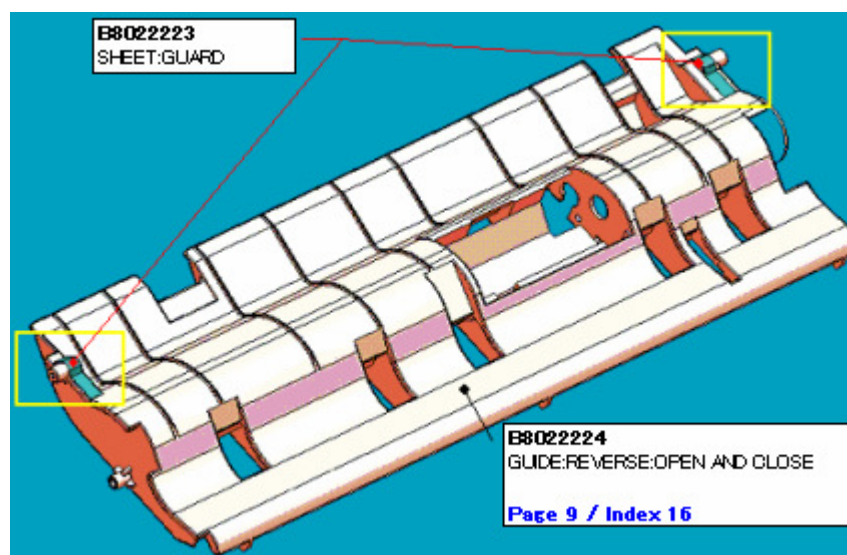
Model: Apollon-C1 ARDF DF3010	Date: 27-Jun-08	No.: MB802008b
-------------------------------	-----------------	----------------

MB Reissue

The items in *italics* were added.

Modified Article: GUIDE:REVERSE:OPEN AND CLOSE:SUB-ASS'Y		Prepared by: M. Kumagai	
From: 2nd Tech. Support Sec. Service Support Dept.			
Reason for Modification:	<input type="checkbox"/> Parts catalog correction	<input type="checkbox"/> Vendor change	<input type="checkbox"/> Other
	<input type="checkbox"/> To facilitate assembly	<input checked="" type="checkbox"/> To improve reliability	<input type="checkbox"/> To meet standards
	<input type="checkbox"/> Part standardization	<input type="checkbox"/> Product Safety	()

- Note:** 1) The page and index information were added.
 2) New index number is added because the following part number "B8022223" is not listed.
 3) The illustration for B8022223 (Sheet:Guard) was added.



Old part number	New part number	Description	Q'ty	Int	Page	Index	Note
B8022222		GUIDE:REVERSE:OPEN AND CLOSE			9	16	A
B8022223		SHEET:GUARD					A
B8022231		SHAFT:REVERSE:DRIVE:PRESS FIT			9	20	A
B8022285		ROLLER:REVERSE EXIT:DRIVEN			9	19	A
	B8022220	GUIDE:REVERSE:OPEN AND CLOSE:SUB-ASS'Y	0-1			*	A
B8023651	B8023650	GUIDE:EXIT:UPPER:SUB-ASS'Y	1-1	X/O	15	20	A
B8023650	B8023655	GUIDE:EXIT:UPPER:SUB-ASS'Y	1-1	X/X			A

*: New Index

Reissued: 3-Dec-08

Model: Apollon-C1 ARDF DF3010	Date: 27-Jun-08	No.: MB802008b
-------------------------------	-----------------	----------------

Important: When you install any of the parts labeled “A” in the table for the first time, make sure to install them **together as a set**.

Serial number for B8023655

Model	Destination	Code	Serial Number
DF 3010	Gen	B80200	3L39-192832
		B80217	L9388000001
		B80290	L9388005244
		B8027001	L9387908000
		B2407001	3L39-192832

Reissued: 19-Sep-08

Model: Apollon-C1 ARDF DF3010	Date: 9-Jun-08	No.: MB802003a
-------------------------------	----------------	----------------

Serial Number Update

The Serial Number information has been updated.

Modified Article: FRAME:BASE		Prepared by: N. Yoshida	
From: 2nd Tech. Support Sec. Service Support Dept.			
Reason for Modification:	<input type="checkbox"/> Parts catalog correction	<input type="checkbox"/> Vendor change	<input type="checkbox"/> Other
	<input type="checkbox"/> To facilitate assembly	<input checked="" type="checkbox"/> To improve reliability	<input type="checkbox"/> To meet standards
	<input type="checkbox"/> Part standardization	<input checked="" type="checkbox"/> Product Safety	()

Old part number	New part number	Description	Q'ty	Int	Page	Index	Note
	B8021212	FRAME:BASE	0-1			*	A
	B8021261	GRIP:LOWER	0-1			*	A
	B8021266	SPONGE:BASE:2MM	0-1			*	A
B8021312	B8021313	HINGE:LEFT:ASS'Y	1-1	X/X	23	8	A

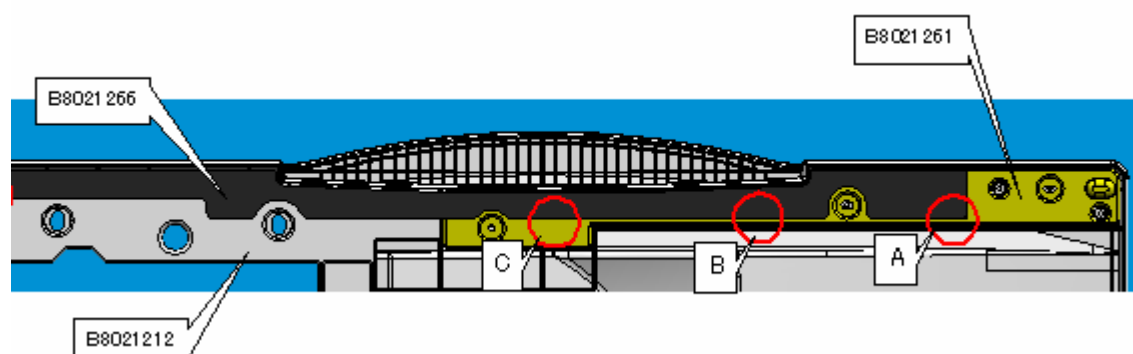
Important: When you install any of the parts labeled "A" in the table, make sure to install them **together as a set**.

The three parts were added to make the product more safe.

The shape of "frame: base (B8021211)" was changed to B8021212.

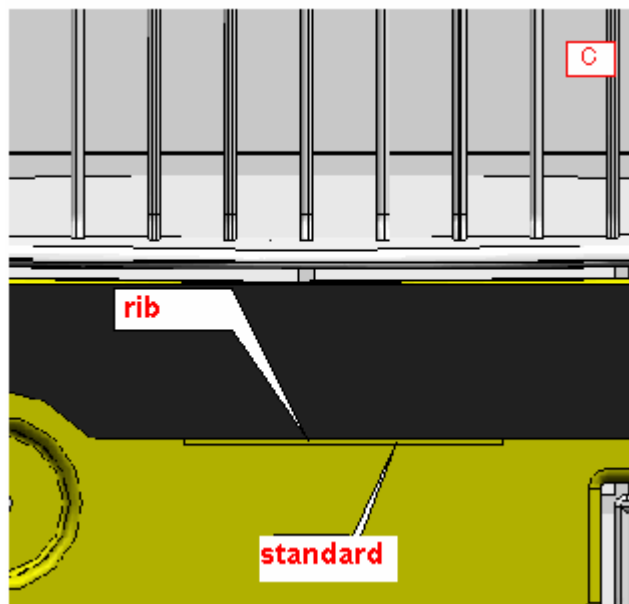
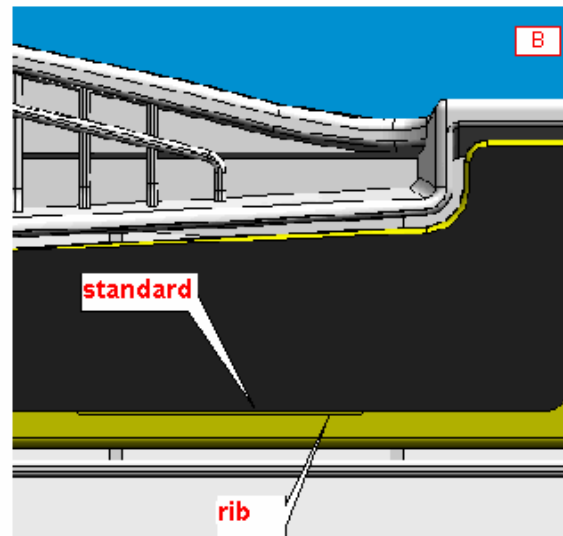
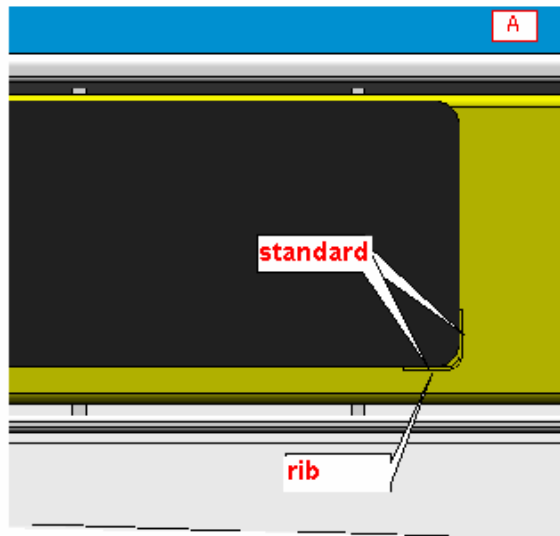
"Grip: lower (B8021261)" and "sponge:base:2mm (B8021266)" were attached to "frame: base".

Their attached locations are shown below.



Reissued: 19-Sep-08

Model: Apollon-C1 ARDF DF3010	Date: 9-Jun-08	No.: MB802003a
-------------------------------	----------------	----------------



RCL (Japan) Production

Model	Destination	Code	Serial Number
DF 3010	Gen	B80200	3L39-154436
		B80217	L9378307792
		B80290	L9378204443
		B8027001	L9378200001
		B2407001	3L39-154436

Model: Apollon-C1 ARDF DF3010		Date: 17-Feb-09	No.: MB802010
Modified Article: Guide Plate for ARDF		Prepared by: N. Yoshida	
From: 2nd Tech. Support Sec. Service Support Dept.			
Reason for Modification:	<input type="checkbox"/> Parts catalog correction <input type="checkbox"/> Vendor change <input type="checkbox"/> Other <input type="checkbox"/> To facilitate assembly <input checked="" type="checkbox"/> To improve reliability <input type="checkbox"/> To meet standards <input type="checkbox"/> Part standardization <input type="checkbox"/> Product Safety ()		

Old part number	New part number	Description	Q'ty	Int	Page	Index	Note
B8022224	B8022226	GUIDE:REVERSE:OPEN AND CLOSE	1	O/O	9	16	


Change: The material of this part was changed.

Reason: To further improve paper transport (minimizing occurrences of JAM 05).



Part Change Information List

Date: March 18, 2009

Model	Code	PCIL Number	PCIL Correction	Old part number	New part number	Description	Old Q'ty	New Q'ty	Int	3DPC	Page	Index	Set	Set Int	RTB	Note	Ref Number
Apollon-C1 ARDF DF3010	B802	200903		B8025750	B8025880	HARNESS:SENSOR:ORIGINAL TABLE	2	2	O/O		21	22	A				V0803177
Apollon-C1 ARDF DF3010	B802	200903		B8025840	B8025870	HARNESS:SENSOR:PAPER FEED	3	3	O/O		23	16					V0803177
Apollon-C1 ARDF DF3010	B802	200903		A2940700	B8022255	TORQUE LIMITER MECHANICAL CLUTCH:SEPA	1	1	O/O		27	12					V0803271
Apollon-C1 ARDF DF3010	B802	200903		B8021772	B8021774	TIMING BELT:40S3M186	1	1	X/X		27	4			Y		V0803736
Apollon-C1 ARDF DF3010	B802	200903		B8023147	B8023382	BRACKET:GUIDE:PAPER FEED:LOWER	1	1	X/X		31	3	A		Y		V0803416
Apollon-C1 ARDF DF3010	B802	200903		B8023147	G0524892	DISCHARGE BRUSH:EXIT:SMALL	6	6	X/X		31	3	A		Y		V0803416
Apollon-C1 ARDF DF3010	B802	200903		B8023381	B8023382	BRACKET:GUIDE:PAPER FEED:LOWER	2	2	X/X		31	2	B		Y		V0803417
Apollon-C1 ARDF DF3010	B802	200903		B8023381	G0524892	DISCHARGE BRUSH:EXIT:SMALL	7	7	X/X		31	2	B		Y		V0803417
Apollon-C1 ARDF DF3010	B802	200903		B8023234	B8023235	TIMING PULLEY:T33-T24	1	1	X/O		31	11	A				V0803737
Apollon-C1 ARDF DF3010	B802	200903		B8021767	B8021768	PULLEY:IDLER:DIA16:ASS'Y	1	1	O/O		45	5					V0803360



Part Change Information List

Date: May 30, 2009

Model	Code	PCIL Number	PCIL Correction	Old part number	New part number	Description	Old Q'ty	New Q'ty	Int	3DPC	Page	Index	Set	Set Int	RTB	Note	Ref Number
AP-C1 ARDF DF3010	B802	200905		B8023145		SPRING PLATE	2	1			13	5					V0901058
AP-C1 ARDF DF3010	B802	200905			B8023148	GUIDE PLATE:GUIDE PLATE:SCANNING	0	1			13	16	A		Y		V0901058
AP-C1 ARDF DF3010	B802	200905			B8023149	SPRING PLATE:GUIDE PLATE:SCANNING:INNER BACK	0	1			13	17	A		Y		V0901058





Part Change Information List

Date: November 30, 2009

Model	Code	PCIL Nr.	PCIL Correction	Old part number	New part number	Description	Old Q'ty	New Q'ty	Int	3DPC	Page	Index	Set	Set Int	RTB	Note	Ref. Nr.	ECN Nr.
AP-C1 ARDF DF3010	B802	200911		B6522379	B8026379	DECAL:CAUTION:ORIGINAL:5-LANG	1	1	O/O		25	2					V0902379	9080149



Part Change Information List

Date: May 31, 2010

Model	Code	PCIL Nr.	PCIL Correction	Old part number	New part number	Description	Old Q'ty	New Q'ty	Int	3DPC	Page	Index	Set	Set Int	RTB	Note	Ref. Nr.	ECN Nr.
AP-C1 ARDF DF3010	B802	201005			AA132024	SPACER - M6	0	1			9	106			Y		V1000774	10030514

Model	Code	PCIL Nr.	PCIL Correction	Old part number	New part number	Description	Old Q'ty	New Q'ty	Int	3DPC	Page	Index	Set	Set Int	RTB	Note	Ref. Nr.	ECN Nr.
AP-C1 ARDF DF3010	B802	201010		B8022220	B8022221	GUIDE:REVERSE:OPEN AND CLOSE:SUB-ASS'Y	1	1	X/O		9	25			Y		V0804196	8101096
AP-C1 ARDF DF3010	B802	201010		B8022220	B8022221	GUIDE:REVERSE:OPEN AND CLOSE:SUB-ASS'Y	1	1	X/O		9	25			Y		V0804196	8101096



Part Change Information List

Date: November 30, 2010

Model	Code	PCIL Nr.	PCIL Correctio	Old part number	New part number	Description	Old Q'ty	New Q'ty	Int	3DPC	Page	Index	Set	Set Int	RTB	Note	Ref. Nr.	ECN Nr.
ARDF DF3010	B802	201011		B8022220	B8022221	GUIDE:REVERSE:OPEN AND CLOSE:SUB-ASS'Y	1	1	X/O		9	25			Y		V0804196	8101096



Part Change Information List

Date: January 31, 2011

Model	Code	PCIL Nr.	PCIL Correction	Old part number	New part number	Description	Old Q'ty	New Q'ty	Int	3DPC	Page	Index	Set	Set Int	RTB	Note	Ref. Nr.	ECN Nr.
AP-C1 ARDF DF3010	B802	201101		B8026121	D5406121	FULL DUG POINT SCREW:FIX:HINGE	2	2	O/O		3	3					V1000428	10030133
AP-C1 ARDF DF3010	B802	201101		B6521807	D5014406	DECAL:SIZE:ORIGINAL	1	1	O/O		25	1					V1001736	09092070



Part Change Information List

Date: April 28, 2011

Model	Code	PCIL Nr.	PCIL Correction	Old part number	New part number	Description	Old Q'ty	New Q'ty	Int	3DPC	Page	Index	Set	Set Int	RTB	Note	Ref. Nr.	ECN Nr.
AP-C1c/d	B222	201104		B8022221	B8022229	GUIDE:REVERSE:OPEN AND CLOSE:SUB-ASS'Y	1	1	X/O		9	27					V1001950	10080348
AP-C1c/d	B224	201104		B8022221	B8022229	GUIDE:REVERSE:OPEN AND CLOSE:SUB-ASS'Y	1	1	X/O		9	27					V1001950	10080348



Part Change Information List

Date: December 28, 2011

Model	Code	PCIL Nr.	PCIL Correction	Old part number	New part number	Description	Old Q'ty	New Q'ty	Int	3DPC	Page	Index	Set	Set Int	RTB	Note	Ref. Nr.	ECN Nr.
AP-C1 ARDF DF3010	B802	201112		B8024631	B8024632	CUSHION-PRESSURE PLATE:LEFT	3	3	X/O		23	4					V1101074	11050430



Part Change Information List

Date: April 27, 2012

Model	Code	PCIL Nr.	PCIL Correction	Old part number	New part number	Description	Old Qty	New Qty	Int	3DPC	Page	Index	Set	Set Int	RTB	Note	Ref. Nr.	ECN Nr.
AP-C1 ARDF DF3019	B802	201204		AA092104	AA092144	BUSHING - 8X12X7	1	1	O/O		7	18					V1200572	12010543



Part Change Information List

Date: June 29, 2012

Model	Code	PCIL Nr.	PCIL Correction	Old part number	New part number	Description	Old Q'ty	New Q'ty	Int	3DPC	Page	Index	Set	Set Int	RTB	Note	Ref. Nr.	ECN Nr.
AP-C1 ARDF DF3010	B802	201206		B8023351	D6303351	GUIDE:PAPER FEED:LOWER	1	1	X/O		15	15					V1200917	12020486



Part Change Information List

Date: August 31, 2012

Model	Code	PCIL Nr.	PCIL Correction	Old part number	New part number	Description	Old Qty	New Qty	Int	3DPC	Page	Index	Set	Set Int	RTB	Note	Ref. Nr.	ECN Nr.
AP-C1 ARDF DF3010	B802	201208		B8022255	D5412251	TORQUE LIMITER MECHANICAL CLUTCH:SEPARATOR	1	1	O/O		9	12					V1201777	12070786



Part Change Information List

Date: November 30, 2012

Model	Code	PCIL Nr.	PCIL Correction	Old part number	New part number	Description	Old Q'ty	New Q'ty	Int	3DPC	Page	Index	Set	Set Int	RTB	Note	Ref. Nr.	ECN Nr.
AP-C1 ARDF DF3010	B802	201211		B8023331	D6303331	ROLLER:REVERSE	1	1	O/O		15	3					V1202123	12070730



Part Change Information List

Date: April 26, 2013

Model	Code	PCIL Number	PCIL Correction	Old part number	New part number	Description	Old Q'ty	New Q'ty	Int	3DPC	Page	Index	Set Int	RTB	Note	Ref Number	ECN Number
AP-C1 ARDF DF3010	B802	201304		07423808	07433808	RADIAL BALL BEARING-DIA8XDIA16X5	2	2	Q/O		15	105				V1301355	13031480



Part Change Information List

Date: October 31, 2014

Model	Code	PCIL Number	PCIL Correction	Old part number	New part number	Description	Old Q'ty	New Q'ty	Int	3DPC	Page	Index	Set	Set Int	RTB	Note	Ref Number	ECN Number
AP-C1 ARDF DF3010	B802	201410		B8023653	B8023654	GUIDE:EXIT:UPPER	1	1	O/O		15	20					V1402745	14080637
AP-C1 ARDF DF3010	B802	201410		B8023611	B8023613	EXCHANGE POWL:REVERSE	1	1	O/O		15	23					V1402745	14080637



Part Change Information List

Date: November 2, 2015

[illegible]



Part Change Information List

Date: Feburary 1, 2016

Model	Code	PCIL Number	PCIL Correction	Old part number	New part number	Description	Old Q'ty	New Q'ty	Int	3DPC	Page	Index	Set	Set Int	RTB	Note	Ref Number	ECN Number
AP-C1 ARDF DF3010	B802	201601		B8024162	B8024163	STOPPER:COVER:PAPER FEED	1	1	X/O	N	5	12					V1502960	15091280