







MANUALS FOR THIS MACHINE

Copier System Edition

 : Paper
 : CD-ROM
 : Manuals for Administrator
 : Manuals for Client

MANUALS PROVIDED

Manuals that comes with the Scanner Unit

☒ MANUALS FOR THIS MACHINE Copier System Edition (this sheet)



☐ Maintenance Guide 1 Copier System Edition



☐ Administrator Reference 1 Copier System Edition



☐ Copy Reference <Basic Features>



☐ MANUALS FOR THIS MACHINE Copier System Edition

☐ Maintenance Guide 2 Copier System Edition

☐ Administrator Reference 2 Copier System Edition

☐ Addendum for Printer Client Reference

☐ Copy Reference <Advanced Features>

☐ Facsimile Reference <Advanced Features>

☐ Scanner Reference

Manuals that comes with the Facsimile Unit

☐ Facsimile Reference <Basic Features>



Manuals that comes with the Printer

☐ Setup Guide



☐ Printer Client Reference 1



☐ Printer Client Reference 2

☐ PostScript 3 Supplement

☐ UNIX Supplement

Unnecessary Manuals

If the Scanner Unit is installed, the following manuals are unnecessary. See "Copier System Edition" in each manual that comes with the Scanner Unit.

☒ MANUALS FOR THIS PRINTER



☒ Maintenance Guide 1



☒ Administrator Reference 1



☒ Manuals for This Printer

☒ Maintenance Guide 2

☒ Administrator Reference 2

PREPARING THE MACHINE

Printer and Option Installation



Setup Guide

Provides information about setting up the printer and its options.

- ☐ Guide to the Printer
- ☐ Installation and Connection

Network Configuration



Administrator Reference 1 Copier System Edition

Provides basic information about setting up and using the machine in a network environment, and multi-function operation.

- ☐ Guide to the machine
- ☐ Preparation for using this machine
- ☐ Setup Guide for each printing environment
- ☐ Configuring the machine for the network
- ☐ Multi-function operation



Administrator Reference 2 Copier System Edition

Provides information about setting up the machine as a print server, making settings with the control panel and using the Document Server.

- ☐ Setting up as a print server under Windows NT/Windows 2000/NetWare (printer function)
- ☐ Using the control panel
- ☐ System settings
- ☐ User Tools
- ☐ Monitoring the machine and changing the settings

MAINTENANCE

Maintenance and Troubleshooting



Maintenance Guide 1 Copier System Edition

Provides information about replacing consumables and cleaning and adjusting the machine.

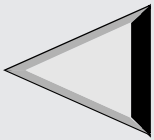
- ☐ Replacing consumables such as toner
- ☐ Cleaning and adjusting the machine



Maintenance Guide 2 Copier System Edition

Provides information about paper and dealing with error messages.

- ☐ Paper and other media
- ☐ Troubleshooting



Operating Each Application

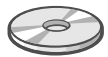
Operating the Printer Function



Printer Client Reference 1

Provides information about installing and setting the printer driver.

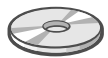
- ☐ Windows 95/98
- ☐ Windows 2000
- ☐ Windows NT 4.0



Printer Client Reference 2

Provides information about setting up and using the printer in a Macintosh or NetWare environment, and also provides information about software and utilities included on the CD-ROM.

- ☐ Using the printer in a Macintosh or NetWare environment
- ☐ Software and utilities included on the CD-ROM
- ☐ When the printer does not print and other printing problems
- ☐ When error messages appear



Addendum for Printer Client Reference

Provides information in the contents of Printer Client Reference 1 and 2 about the changes made when the control panel changes to the touch panel.

- ☐ Sample Print/Locked Print

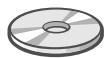
Operating the Copy Function



Copy Reference <Basic Features>

Provides information about basic functions such as Reduce/Enlarge and Duplex copying as well as how to make basic copies.

- ☐ Basic Copy



Copy Reference <Advanced Features>

Provides information about more advanced functions and also explains settings for user tools.

- ☐ Advanced Copying/Edit Image
- ☐ Troubleshooting
- ☐ User Tools for Copy function

Operating the Scanner Function



Scanner Reference

Provides information about operation when using the Scanner function, installing the necessary software and making basic settings to use the Scanner function.

- ☐ Preparation for using as a scanner
- ☐ Setting originals
- ☐ Scanning originals with the Network TWAIN Scanner
- ☐ Transmitting documents with the Network Delivery Scanner
- ☐ Using the Document Server

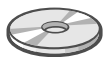
Operating the Facsimile Function (When the Facsimile Unit is installed)



Facsimile Reference <Basic Features>

Provides information about necessary basic functions when using the Facsimile.

- ☐ Getting started
- ☐ Sending/Receiving faxes
- ☐ Registering
- ☐ Troubleshooting



Facsimile Reference <Advanced Features>

Provides information about more advanced functions and also explains for key operators.

- ☐ Using transmission mode
- ☐ Checking and canceling transmission files
- ☐ Using communication information
- ☐ Other transmission features
- ☐ Simplifying the operation
- ☐ User Tools for Facsimile features
- ☐ PC FAX features
- ☐ Troubleshooting
- ☐ Key operator setting

Icons



Click to go to the top page where you can select other manuals.



Click to go to the next page.



Click to go to the table of contents of the viewed manual.



Notes

- If you want to open multiple manuals at the same time, follow the procedure below:
From the [File] menu, point to [Preferences] and select [General...]. Clear the [Open Cross-Doc Links in Same Window] check box in the [General Preference] dialog box that appears.
- When copying files included on the CD-ROM, copy everything. However, when copying files under Windows, copy the files other than the "Windows" folder or DeskTop.
- If the manuals do not open automatically, double-click the following file on the CD-ROM.
Windows :MANUAL.EXE
Macintosh :manual
- Printed manuals are also included as PDF files on the CD-ROM.
CD-ROM "Operating Instructions"
Windows/Macintosh
[Language] └─ client1
└─ setup
CD-ROM "Operating Instructions Copier System Edition"
Windows/Macintosh
[Language] └─ admin1
└─ copy
└─ facsimile
└─ mainte1
└─ scanner