

Model: Multi Bypass Tray BY5000 (B833)		Date: 25-Mar-11	No.: RB833001
Subject: Part change – Push Switch and Harness		Prepared by: T. Komori	
From: PP Service Planning Department 1G			
Classification:	<input type="checkbox"/> Troubleshooting <input type="checkbox"/> Mechanical <input type="checkbox"/> Paper path <input type="checkbox"/> Product Safety	<input checked="" type="checkbox"/> Part information <input type="checkbox"/> Electrical <input type="checkbox"/> Transmit/receive <input type="checkbox"/> Other ()	<input type="checkbox"/> Action required <input type="checkbox"/> Service manual revision <input type="checkbox"/> Retrofit information <input type="checkbox"/> Tier 2

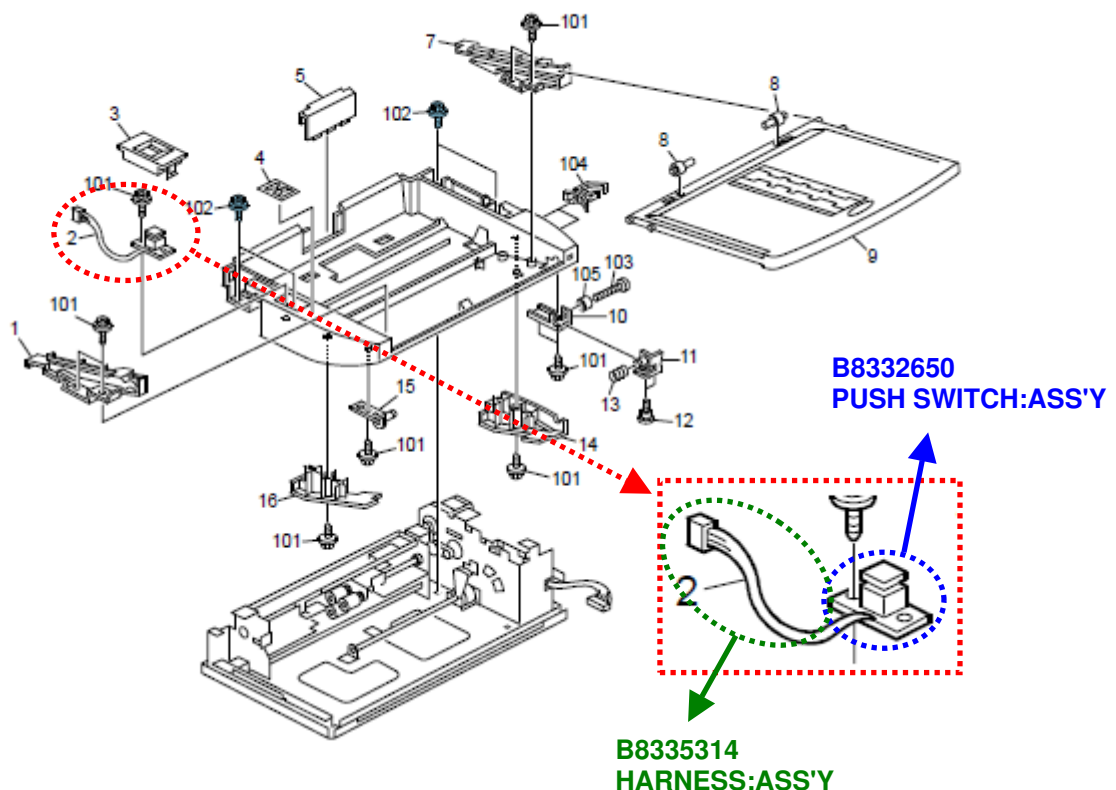
Change: Part number

Reason: Change in the parts vendor

Old Part Number	New Part Number	Description	Q'ty	Int	Page	Index	Note
B8335170	B8332650	PUSH SWITCH:ASS'Y	1	O/O	as a	7	2
	B8335314	HARNESS:ASS'Y	1		set	7	17
							add

The push switch previously assigned with one p/n has been reassigned with two separate p/n for the switch and the harness respectively.

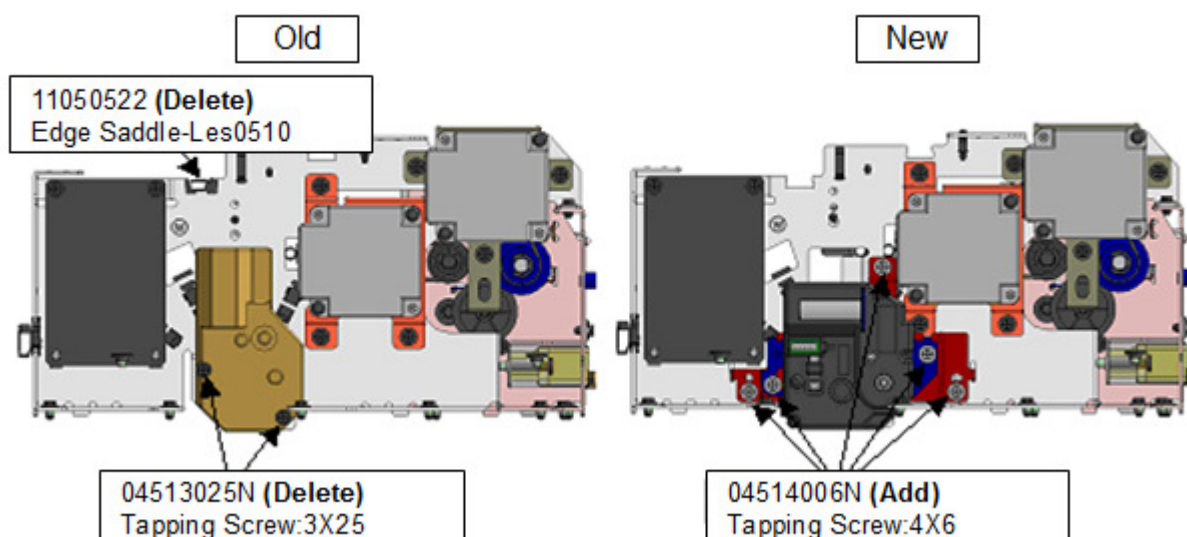
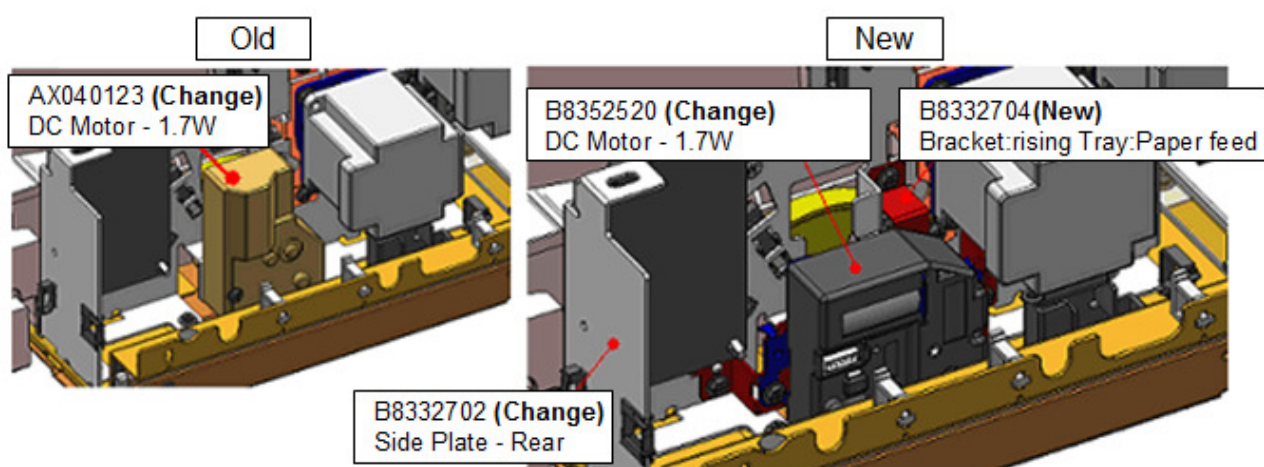
3.Original Tray 2 (B833)



Model: Multi Bypass Tray BY5000 (B833)		Date: 16-Dec-11	No.: RB833002
Subject: Part Changes		Prepared by: A. Takada	
From: PP Tech Service Dept., 1st PP Tech Service Sect.			
Classification:	<input type="checkbox"/> Troubleshooting <input type="checkbox"/> Mechanical <input type="checkbox"/> Paper path <input type="checkbox"/> Product Safety	<input checked="" type="checkbox"/> Part information <input type="checkbox"/> Electrical <input type="checkbox"/> Transmit/receive <input type="checkbox"/> Other ()	<input type="checkbox"/> Action required <input type="checkbox"/> Service manual revision <input type="checkbox"/> Retrofit information <input type="checkbox"/> Tier 2

Change: DC Motor-1.7W and its accompanying parts

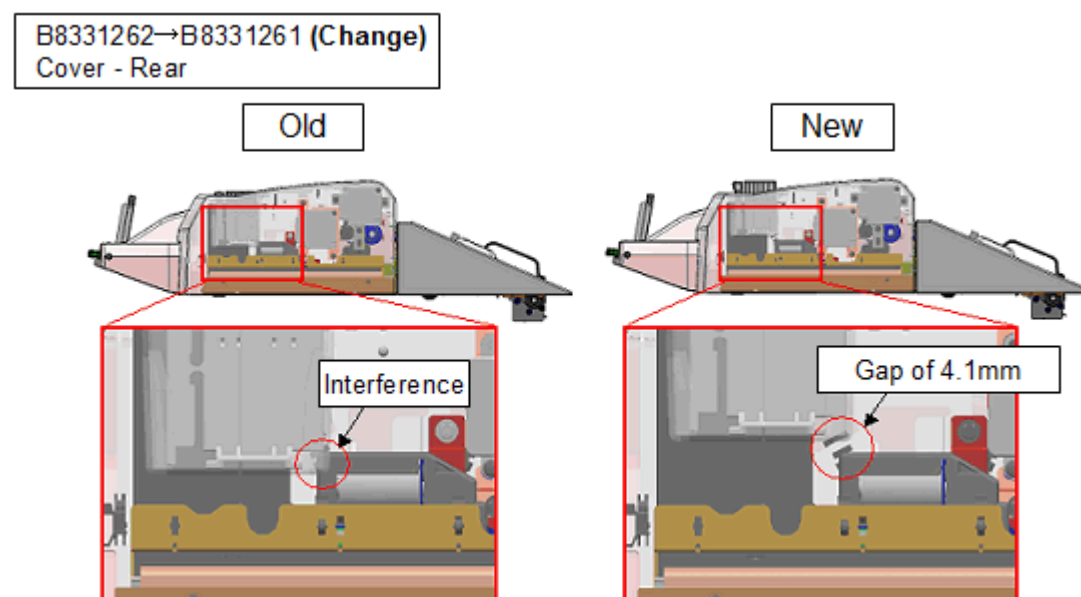
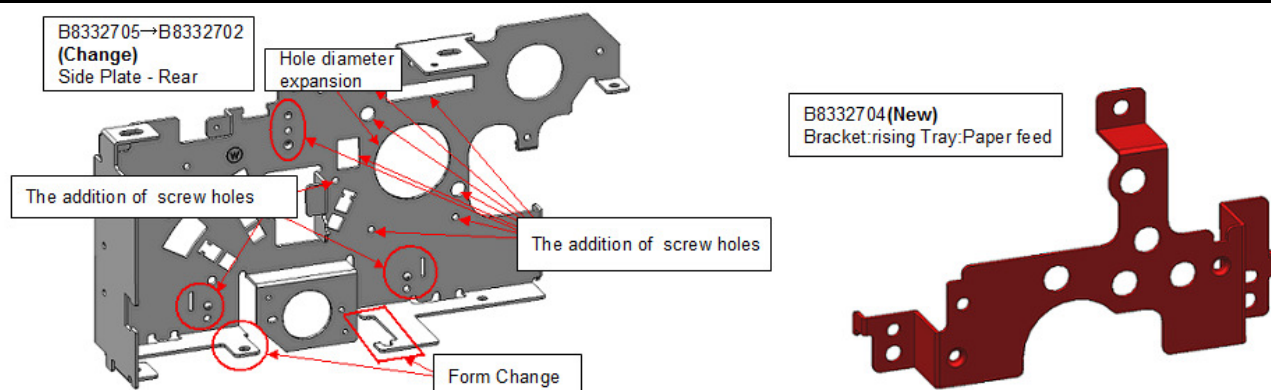
Reason: Change in the vendor of the motor



Model: Multi Bypass Tray BY5000 (B833)

Date: 16-Dec-11

No.: RB833002



Multi Bypass Tray BY5000 (B833)

Old Part Number	New Part Number	Description	Q'ty	Int	Page	Index	Note
AX040123	B8352520	DC Motor - 1.7W	1	X/O	15	15	A
B8331262	B8331261	Cover - Rear	1	X/O	3	8	A
-	B8332704	Bracket: Rising Tray: Paper feed	1	-	15	19	A
B8332705	B8332702	Side Plate – Rear	1	X/O	15	7	A
B8335303	B8335313	Harness – Sensor	1	X/O	15	13	A
C4165301	B8335311	Harness: Drawer: Plug: Ass'y	1	X/O	9	7	A

When replacing any of the above parts, replace all 6 parts as a set using the following screw:

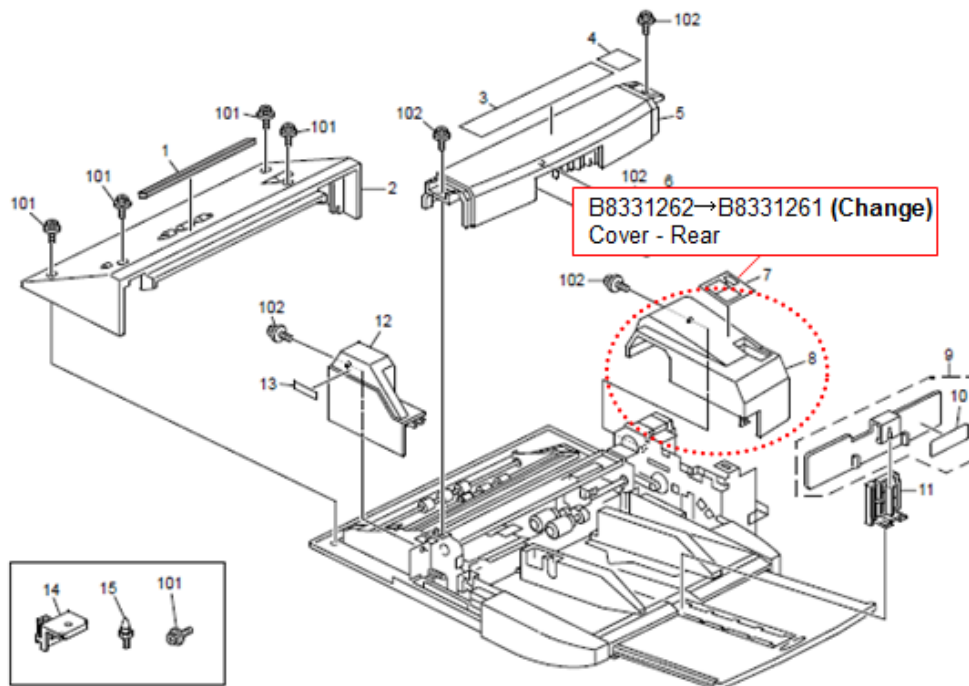
04514006N Tapping Screw 4X6 (Q'ty: 5)

Model: Multi Bypass Tray BY5000 (B833)

Date: 16-Dec-11

No.: RB833002

1.Exterior (B833)

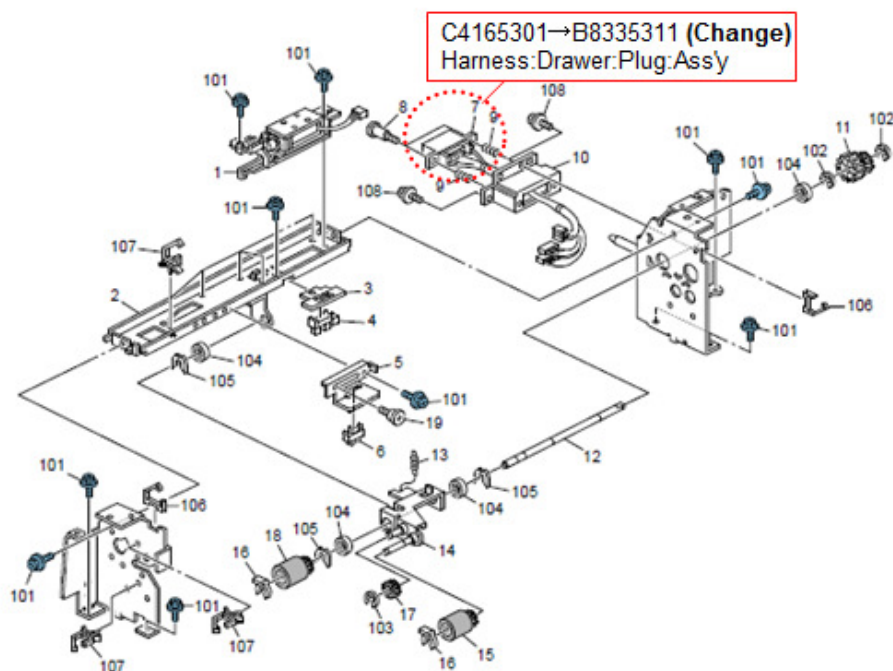


Model: Multi Bypass Tray BY5000 (B833)

Date: 16-Dec-11

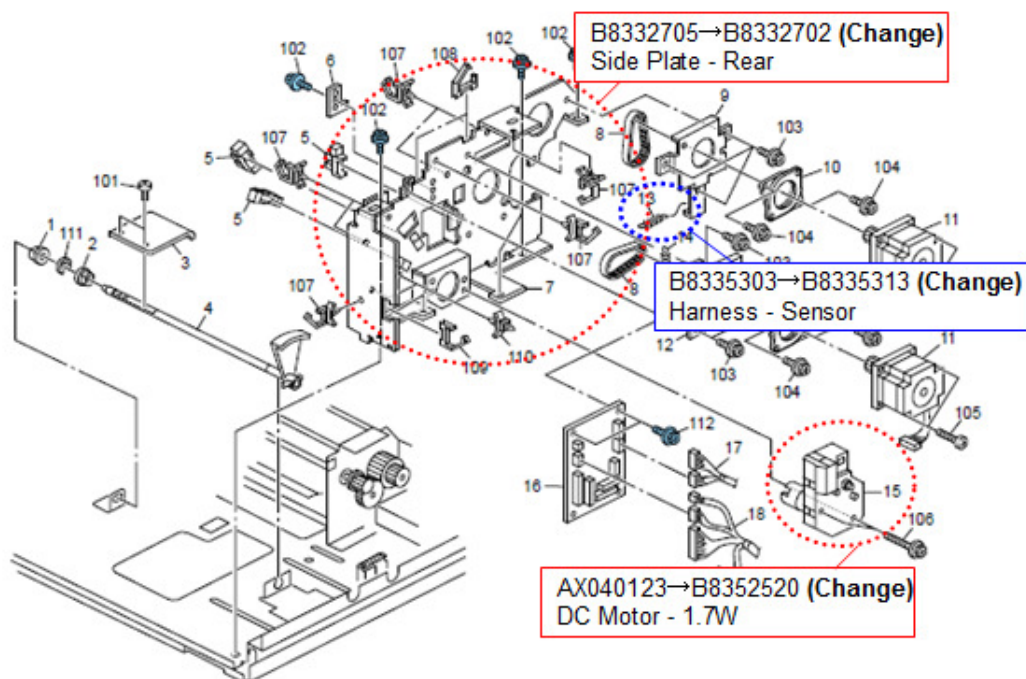
No.: RB833002

4.Original Feed 1 (B833)



8

7. Drive And Electrical (B833)



14

Model: Aries-P1.5		Date: 24-May-13	No.: RM077094
Subject: New service part- Multi Bypass Tray (B833)		Prepared by: T. Miyamoto	
From: 1st PP Tech Service Sec., PP Tech Service Dept.,			
Classification:	<input type="checkbox"/> Troubleshooting <input type="checkbox"/> Mechanical <input type="checkbox"/> Paper path <input type="checkbox"/> Product Safety	<input checked="" type="checkbox"/> Part information <input type="checkbox"/> Electrical <input type="checkbox"/> Transmit/receive <input type="checkbox"/> Other ()	<input type="checkbox"/> Action required <input type="checkbox"/> Service manual revision <input type="checkbox"/> Retrofit information <input type="checkbox"/> Tier 2

Change: The following parts of the Multi Bypass Tray (B833) were added as individual service parts.

Reason: These parts were missing from the Multi Bypass Tray (B833) parts catalog.

Multi Bypass Tray BY5000 (B833)

8. Frame Section (B833)

Part number	Description	Q'ty	Int	Page	Index	Note
B8332562	COOLING UNIT:ASS'Y	1		17	16	Add
AX640158	FAN MOTOR MM60/15MM:24V	1		17	17	Add
B8331168	STAY:COOLING UNIT	1		17	18	Add
04514020N	TAPPING SCREW - M4X20	2		17	107	Add
11050511	HARNESS CLAMP – LWS-0306ZC	1	-	17	108	Add

8. Frame Section (B833)

