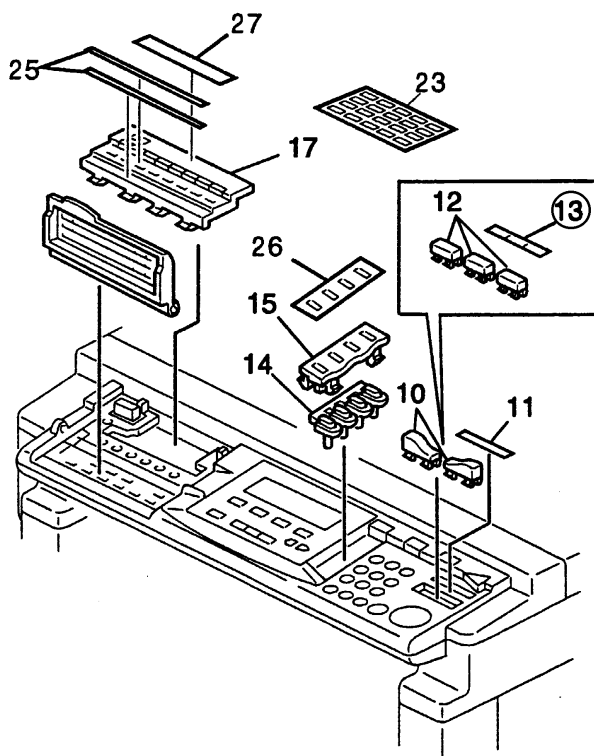


Model: Fax Unit type 200 (A639)		Date: 31-Jul-97	No: 1
Modified Article: Parts catalog correction		Prepared by: M.Horiike	
From: QAC 2nd Field Information Dept.			
Reason for Modification:	<input checked="" type="checkbox"/> Parts catalog correction <input type="checkbox"/> Vendor change <input type="checkbox"/> To meet standards <input type="checkbox"/> To facilitate assembly <input type="checkbox"/> To improve reliability    (    ) <input type="checkbox"/> Part standardization <input type="checkbox"/> Other		

The following should be corrected. Please correct your parts catalog.

Old part number	New part number	Description	Qty	Int	Page	Index	Note
A6931500	A6391500	Decal-Copy / Fax / Prn	1	—	3	13	—



## MB Correction

Reissue date: **31-Aug-98**

Illustrations have been added as shown below.

Model: Fax Unit Type 200/250		Date: 15-Apr-98	No: 2A
Modified Article: Part catalog correction		Prepared by: K.Ugaeri	
From: QAC Field Information Dept.			
Reason for Modification:	<input checked="" type="checkbox"/> Parts catalog correction <input type="checkbox"/> Vendor change <input type="checkbox"/> To meet standards <input type="checkbox"/> To facilitate assembly <input type="checkbox"/> To improve reliability    (    ) <input type="checkbox"/> Part standardization <input type="checkbox"/> Other		

The following should be corrected. Please correct your part catalog.  
Drawings of each part have been added below.

For Type 200 (A639)

Old P/N	New P/N	Description	Q'ty	Index No.	Page
*A6391497		Cover – Fax Keys – Right – US/Asia	1	15	3
*A6391487		Cover – Fax Keys – Right – EU	1	15	3
A6391427	A6391490	Seal – Quick Dial	1	23	3

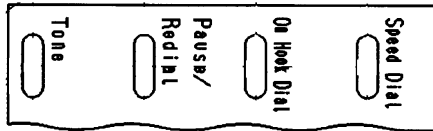
For Type 250 (A804)

Old P/N	New P/N	Description	Q'ty	Index No.	Page
*A6391497		Cover – Fax Keys – Right – US/Asia	1	15	3
*A6391487		Cover – Fax Keys – Right – EU	1	15	3
A6391427	A6391490	Seal – Quick Dial	1	23	3

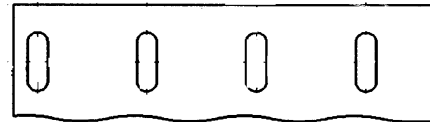
\*For A6391497 and A6391487, only the descriptions have been changed.

Model: Fax Unit Type	Date: 15-Apr-98	No: 2A
----------------------	-----------------	--------

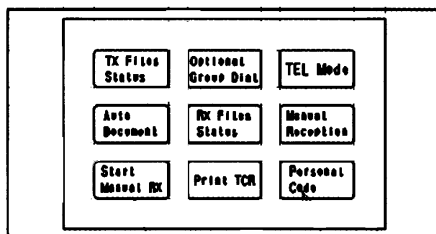
A6391497




A6391487



A6391427



A6391490

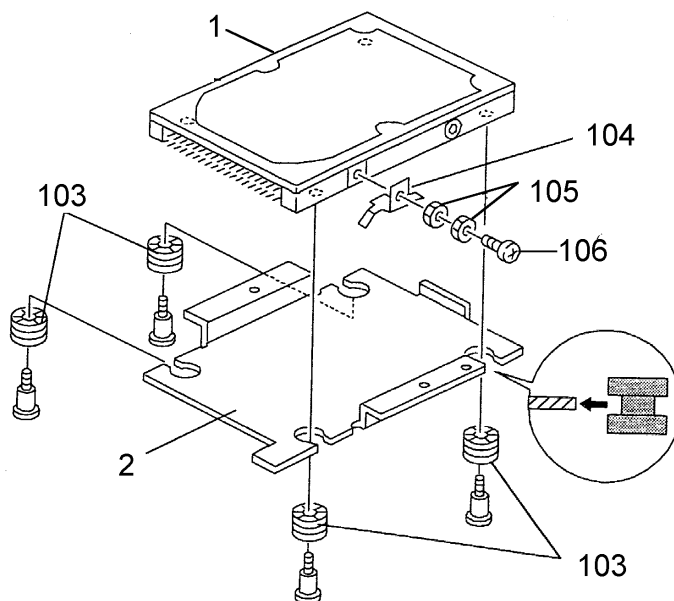


Model: Fax Unit Type 200 (A639)		Date: 31-Aug-98	No: 3
Modified Article: HDD Option		Prepared by: K.Ugaeri	
From: QAC Field Information Dept.			
Reason for Modification:	<input type="checkbox"/> Parts catalog correction <input checked="" type="checkbox"/> Vendor change <input type="checkbox"/> To meet standards <input type="checkbox"/> To facilitate assembly <input type="checkbox"/> To improve reliability    (    ) <input type="checkbox"/> Part standardization <input type="checkbox"/> Other		

The current HDD unit has been discontinued by the supplier. A new HDD unit has been set up.

Old part number	New part number	Description	Int	Q'ty	Index	Page
G6905723	H5157119	HDD – MK0803MAT	}	1→1	1	23
A1945817	A1945820	Bracket – HDD		1→1	2	23
04513006B		Tapping Screw – M3x6	O/O	6→2	101	23
	A1935843	Stepped Screw	} as a set	0→4	102	23
	AA161125	Rubber Cushion		0→4	103	23
	A1935842	Grounding Plate – HDD		0→1	104	23
	07120030W	Nut – M3		0→1	105	23
	03130050B	Philips Pan Head Screw – M3x5		0→1	106	23

When an old HDD will be replaced with a new one, replace all parts in the above table.



Model: FAX UNIT Type 200 and 250 (for ADAM)		Date: 15-Sep-98	No.: 4
Modified Article: HIC on NCU (only for Europe)		Prepared by: K. Ugaeri	
From: QAC Field Information Dept.			
Reason for Modification:	<input type="checkbox"/> Parts catalog correction <input type="checkbox"/> To facilitate assembly <input type="checkbox"/> Part standardization	<input checked="" type="checkbox"/> Vendor change <input type="checkbox"/> To improve reliability <input type="checkbox"/> Other	<input type="checkbox"/> To meet standards (       )

Old part number	New part number	Description	Qty	Int	Page	Index	Note
54886050B	54886050C	PCB – NCU – EUR	1→1	O/O	7	*	
H5047146	H5457108	HIC	1→1	O/O	7	1	