



Import Ganging List of CSV file format Usage Manual

Overview

1

Ganging List Import of CSV File Format

2




TABLE OF CONTENTS

1. Overview

2. Ganging List Import of CSV File Format

Operation Overview	2
Ganging List of CSV File Format	3
Ganging List Specification of CSV File Format	3
Sample.....	4

1. Overview

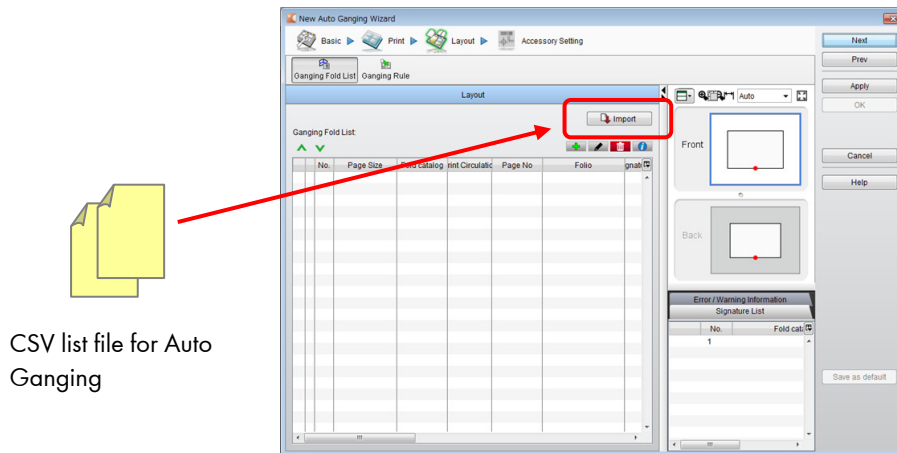
This documentation is explained CSV list specification of TotalFlow Simply Prepress auto Ganging Imposition and the import method.

Please refer to TotalFlow Simply Prepress reference manual about general operation of Ganging Imposition.

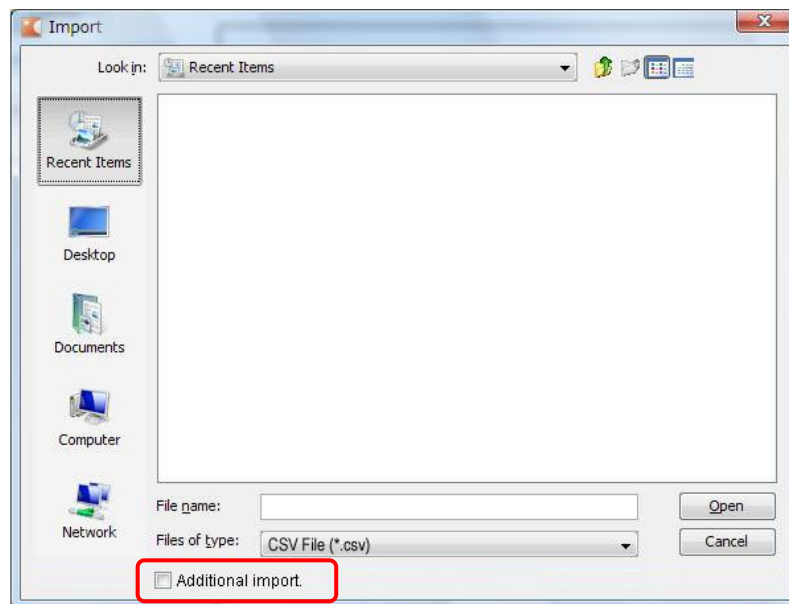
2. Ganging List Import of CSV File Format

Operation Overview

Ganging list of CSV file format can be imported by "Import" menu that exists on Ganging Fold List in Layout window of Auto Ganging Imposition. The CSV file is written input content, page size, and printing copies by front system beforehand. The file is imported and used for the layout in Auto Ganging Imposition.



The CSV list file can be imported by two methods. One is an import newly. Second one is an import additionally to current list.



Ganging List of CSV File Format

The following is note for the CSV file format.

Items	Descriptions
File name	File name is required to use characters that are working on client OS.
Extension	csv is recommended. If the other file extension is used, please change the files type to "All file" on the file selection dialog.
Characters code	UTF-8
Separator Character	Comma (,) Double quotation marks (") is required to both start and end of text line.
Line feed code	CR+LF, CR, LF
File name length	213 byte or less including extensions.

Please add the title name to first line in csv file. It is used to management in TotalFlow Simply Prepress.

Ganging List Specification of CSV File Format

The below are the CSV file format specification. When the parameter is not set, it is automatically used default setting value for it.

Attribute	Type	View Item	Default	Sample
FoldCatalog	String	Fold Catalog	F2-1	F4-1
TrimSizeWidth	Double	Page width	210	105 *1
TrimSizeHeight	Double	Page height	297	148 *1
TrimFace	Double	Page Margin Face	3	3 *1
TrimHead	Double	Page Margin Top	3	3 *1
Spine	Double	Page Margin Spine	3	3 *1
TrimFoot	Double	Page Margin Bottom	3	3 *1
BleedFace	Double	Bleed Face	3	3 *1
BleedHead	Double	Bleed Top	3	3 *1
BleedSpine	Double	Bleed Spine	3	3 *1
BleedFoot	Double	Bleed Bottom	3	3 *1
MillingDepth	Double	Milling Width	0	0 *1
OverFoldPosition	String	Over Fold	BackOverfold	Select from below two items FrontOverfold BackOverfold
OverFoldWidth	Double	Over Fold Width	0	0 *1
FoldingLine	Boolean	Fold Line	FALSE	FALSE
NombrePrefix	String	Folio Number Text		Cover
PrintCirculation	Integer	Print Circulation	1	1000

* 1: The unit is decided by system setting. If unit is not set with the value, it is used mm as default. Therefore if unit is inch and it is not set, the value is used [default value] / 25.4 inch.

