

Important

Contents of this manual are subject to change without prior notice. To the maximum extent permitted by applicable laws, in no event will the manufacturer be liable for any damages whatsoever arising out of failures of this machine, losses of the registered data, or the use or non-use of this product and operation manuals provided with it. Make sure that you always copy or have backups of the data registered in this machine. Documents or data might be erased due to your operational errors or malfunctions of the machine. In no event will the manufacturer be responsible for any documents created by you using this machine or any results from the data executed by you.

Note:

Some illustrations in this manual might be slightly different from the machine.

Caution

For good output quality, the manufacturer recommends that you use genuine toner from the manufacturer. The manufacturer shall not be responsible for any damage or expense that might result from the use of parts other than genuine parts from the manufacturer with your office products.

Power Source

220 - 240 V, 50/60 Hz, 4 A or less
Please be sure to connect the power cable to a power source as above.

Legal Prohibition

Do not copy or print any item for which reproduction is prohibited by law. Copying or printing the following items is generally prohibited by local law: bank notes, revenue stamps, bonds, stock certificates, bank drafts, checks, passports, driver's licenses. The preceding list is meant as a guide only and is not inclusive. We assume no responsibility for its completeness or accuracy. If you have any questions concerning the legality of copying or printing certain items, consult with your legal advisor.

Laser Safety

This machine complies with the requirements of IEC60825-1:2007 for class 1 laser product. This machine contains AlGaAs laser diode, 11-milliwatt, 775-790.7 nanometer wavelength for each emitter. The beam divergence angle is 25 degrees(minimum) and 36 degrees(maximum) in the vertical direction, and 7 degrees(minimum) and 12.5 degrees(maximum) in the horizontal direction, and laser beams are generated in Continuous Wave(CW) mode. The following label is attached on rear side of the machine.



Caution:

Use of controls or adjustments or performance of procedures other than those specified in this manual might result in hazardous radiation exposure.

Safety Information

Safety During Operation

In this manual, the following important symbols are used:

WARNING
Indicates a potentially hazardous situation which, if instructions are not followed, could result in death or serious injury.

CAUTION
Indicates a potentially hazardous situation which, if instructions are not followed, may result in minor or moderate injury or damage to property.

Environments Where the Machine Can be Used

WARNING

- Do not use flammable sprays or solvents in the vicinity of this machine. Doing so could result in fire or electric shock.
- Do not place vases, plant pots, cups, toiletries, medicines, small metal objects, or containers holding water or any other liquids, on or close to this machine. Fire or electric shock could result from spillage or such objects or substances fall inside this machine.

CAUTION

- Keep the machine away from humidity and dust. Otherwise a fire or an electric shock might occur.
- Do not place the machine on an unstable or tilted surface. If it topples over, an injury might occur.
- Do not place heavy objects on the machine. Doing so can cause the machine to topple over, possibly resulting in injury.
- Make sure the room where you are using the machine is well ventilated and spacious. Good ventilation is especially important when the machine is used heavily.
- Keep the machine in an area that is within optimum environmental conditions. Operating the machine in an environment that is outside the recommended ranges of humidity and temperature can cause an electrical fire hazard. Keep the area around the socket free of dust. Accumulated dust can become an electrical fire hazard.
- Do not obstruct the machine's vents. Doing so risks fire caused by overheated internal components.

Handling Power Cords and Power Plugs

WARNING

- Touching the prongs of the power cable's plug with anything metallic constitutes a fire and electric shock hazard.
- Do not use any frequencies other than those that match the specifications shown. Doing so could result in fire or electric shock.
- Do not use any power sources other than those that match the specifications shown in this manual. Doing so could result in fire or electric shock.
- Do not use multi-socket adaptors. Doing so could result in fire or electric shock.
- Do not use extension cords. Doing so could result in fire or electric shock.
- Do not use power cords that are damaged, broken, or modified. Also, do not use power cords that have been trapped under heavy objects, pulled hard, or bent severely. Doing so could result in fire or electric shock.
- It is dangerous to handle the power cord plug with wet hands. Doing so could result in electric shock.
- If the power cord is damaged and its inner wires are exposed or broken, contact your service representative for a replacement. Use of damaged power cords could result in fire or electric shock.
- Be sure to disconnect the power cord from the wall outlet at least once a year and check for the following:
 - The power cord's inner wires are exposed, broken, etc.
 - The power cord's coating has a crack or dent.
 - When bending the power cord, the power turns off and on.
 - Part of the power cord becomes hot.
 - The power cord is damaged.If any of the above conditions exist, do not use the power cord and consult your dealer or service representative. Use of the power cord could result in fire or electric shock
- Be sure to disconnect the plug from the wall outlet at least once a year and check for the following:
 - There are burn marks on the plug.
 - The prongs on the plug are deformed.If any of the above conditions exist, do not use the plug and consult your dealer or service representative. Use of the plug could result in fire or electric shock.
- The supplied power cord is for use with this machine only. Do not use it with other appliances. Doing so could result in fire or electric shock.

CAUTION

- Be sure to disconnect the plug from the wall outlet and clean the prongs and the area around the prongs at least once a year. Allowing dust to build up on the plug constitutes a fire hazard.
- Be sure to push the plug of the power cord fully into the wall outlet. Partially inserted plugs create an unstable connection that can result in unsafe buildup of heat.
- If this machine is not going to be used for several days or longer at a time, disconnect its power cord from the wall outlet.
- When disconnecting the power cord from the wall outlet, always pull the plug, not the cord. Pulling the cord can damage the power cord. Use of damaged power cords could result in fire or electric shock.
- When performing maintenance on the machine, always disconnect the power cord from the wall outlet.

Handling the Main Machine

WARNING

- Be sure to locate the machine as close as possible to a wall outlet. This will allow easy disconnection of the power cord in the event of an emergency.
- If the machine emits smoke or odours, or if it behaves unusually, you must turn off its power immediately. After turning off the power, be sure to disconnect the power cord plug from the wall outlet. Then contact your service representative and report the problem. Do not use the machine. Doing so could result in fire or electric shock.
- If metal objects, or water or other fluids fall inside this machine, you must turn off its power immediately. After turning off the power, be sure to disconnect the power cord plug from the wall outlet. Then contact your service representative and report the problem. Do not use the machine. Doing so could result in fire or electric shock.
- Do not touch this machine if a lightning strike occurs in the immediate vicinity. Doing so could result in electric shock.
- The following explains the warning messages on the plastic bag used in this product's packaging.
 - Keep the polythene materials (bags, etc.) supplied with this machine away from babies and small children at all times. Suffocation can result if polythene materials are brought into contact with the mouth or nose.

⚠ CAUTION

- When moving the machine, use the inset grips on both sides, and lift it up slowly. The machine may break or cause injury if dropped.
- Be careful not to trap your fingers when opening or closing the cover.
- Unplug the power cord from the wall outlet before you move the machine. While moving the machine, take care that the power cord is not damaged under the machine. Failing to take these precautions could result in fire or electric shock.
- Do not look into the lamp. It can damage your eyes.

Handling the Machine's Interior

⚠ WARNING

- Do not remove any covers or screws other than those explicitly mentioned in this manual. Inside this machine are high voltage components that are an electric shock hazard and laser components that could cause blindness. Contact your sales or service representative if any of the machine's internal components require maintenance, adjustment, or repair.
- Do not attempt to disassemble or modify this machine. Doing so risks burns and electric shock. Note again that exposure to the laser components inside this machine risks blindness.

⚠ CAUTION

- Some of this machine's internal components get very hot. For this reason, take care when removing misfed paper. Not doing so could result in burns.
- When removing jammed paper, make sure not to trap or injure your fingers.
- When loading paper, take care not to trap or injure your fingers.

Handling the Machine's Supplies

⚠ WARNING

- Do not use a vacuum cleaner to remove spilled toner (including used toner). Absorbed toner may cause a fire or explosion due to electrical contact flickering inside the vacuum cleaner. However, it is possible to use a vacuum cleaner that is explosion-proof and dust ignition-proof. If toner is spilled on the floor, remove the spilled toner slowly using a wet cloth, so that the toner is not scattered.
- Do not incinerate toner (new or used) or toner containers. Doing so risks burns. Toner will ignite on contact with naked flame.
- Do not store toner (new or used) or toner containers anywhere near naked flames. Doing so risks fire and burns. Toner will ignite on contact with naked flame.
- The following explains the warning messages on the plastic bag used in this product's packaging.
 - Keep the polythene materials (bags, gloves, etc.) supplied with this machine away from babies and small children at all times. Suffocation can result if polythene materials are brought into contact with the mouth or nose.

⚠ CAUTION

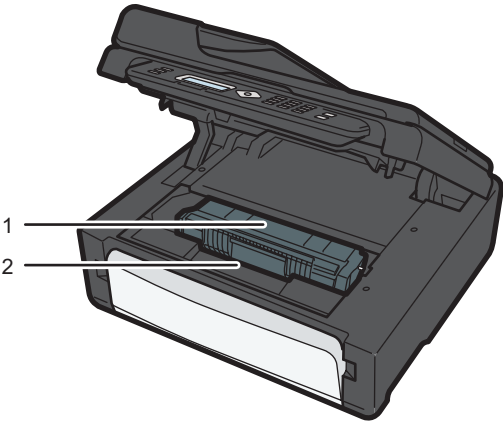
- If toner or used toner is inhaled, gargle with plenty of water and move into a fresh air environment. Consult a doctor if necessary.
- When removing jammed paper or replacing toner, avoid getting toner (new or used) on your clothing. If toner comes into contact with your clothing, wash the stained area with cold water. Hot water will set the toner into the fabric and make removing the stain impossible.
- If toner or used toner gets into your eyes, flush immediately with large amounts of water. Consult a doctor if necessary.
- If toner or used toner is swallowed, dilute by drinking a large amount of water. Consult a doctor if necessary.
- When removing jammed paper or replacing toner, avoid getting toner (new or used) on your skin. If toner comes into contact with your skin, wash the affected area thoroughly with soap and water.
- Do not crush or squeeze toner containers. Doing so can cause toner spillage, possibly resulting in dirtying of skin, clothing, and floor, and accidental ingestion.
- Store toner (new or used), toner containers, and components that have been in contact with toner out of reach of children.
- Our products are engineered to meet high standards of quality and functionality, and we recommend that you use only the expendable supplies available at an authorized dealer.

Safety Labels of This Machine

Positions of ⚠ WARNING and

⚠ CAUTION labels

This machine has labels and engraved seals for ⚠ WARNING and ⚠ CAUTION at the positions shown below. For safety, please follow the instructions and handle the machine as indicated.



CXP150



Do not incinerate toner or toner containers. Toner dust may cause flashback when exposed to an open flame.

Do not use the cleaner to suck spilled toner (including used toner). Sucked toner may cause firing or explosion due to electrical contact flickering inside the cleaner. However, it is possible to use the cleaner designed for dust explosion-proof purpose. If toner is spilled over the floor, sweep up spilled toner slowly and clean remainder with wet cloth.

Store toner (new or used), toner containers, and components that have been in contact with toner out of reach of children.





Do not touch the parts a label indicates.

The inside of the machine could be very hot.

Power Switch Symbols

The meanings of the symbols for the switches on this machine are as follows:

- :POWER ON
- :POWER OFF

Notes for Users

If you continuously print multiple pages, moist or vapor may appear from the paper exit area. However this will not have any impact on the performance of your printer.

Be cautious not to touch the surface, or wait until cooled down, and keep children away from the surface.