


# Notes for Users

## About removing a paper jam that occurs inside the machine


When a paper jam occurs inside the machine, open and close the maintenance cover once.

### SP100




CHZ071A

### SP100SU



CHZ072A

### SP100SF



CHZ043A

The machine will then slowly eject the jammed paper. After the jammed paper is ejected, remove it.

If the jammed paper is not ejected, open the maintenance cover again and remove jammed paper manually.



M1018687

Copyright © 2012  
Printed in China  
EN (US) EN (GB)  
M101-8687