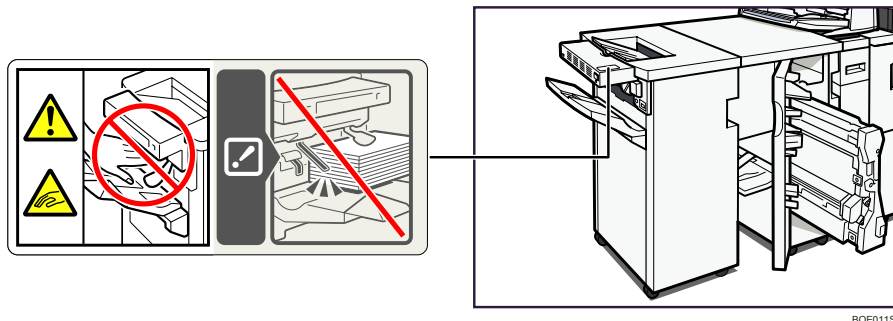


Using Cooling Fan Unit Type 5000

■ Positions of WARNING and CAUTION labels

This machine has labels for ⚠WARNING and ⚠CAUTION at the positions shown below. For safety, please follow the instructions and handle the machine as indicated.



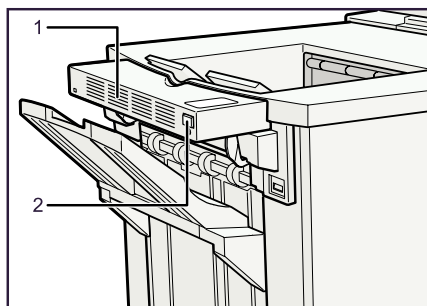
Keep your hands clear of the parts a label indicates. Otherwise, you might trap your fingers and an injury might occur.

■ Guide to Components

This section introduces the names and functions of the components.

⚠Important

- Do not obstruct the ventilation holes by placing objects near them or leaning things against them. If the machine overheats, a fault might occur.



1. Ventilation holes

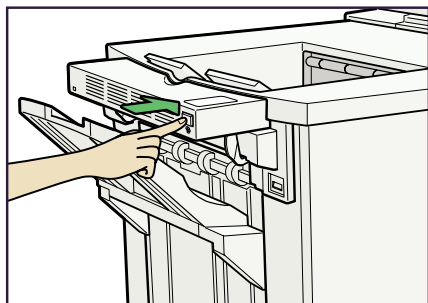
Prevent overheating.

2. Operation switch

Press to turn the fan's power on and off. For details, see "Turning On/Off the Power".

■ Turning On/Off the Power

This section explains how to turn the fan's power on and off.




BQE013S

Press the operation switch to turn the power on, and press it again to turn the power off.

The operation switch indicator is lit when the power is on, and unlit when the power is off.

■ Notes on Using the Cooling Fan Unit

- Do not place paper in the position shown in the illustration. Doing so can cause the machine to malfunction.



BQE014S

- Do not use this fan if the paper does not stack properly.

Copyright © 2008

Printed in France

GB (GB) D016-5136



D0165136