





## Connecting the Machine/ System Settings

Topic	Manual	Machine
Connecting the Machine > Connecting to the Interface > Connecting to the USB (Type B) Interface (Type 1, 2, 5, and 6)  <b>Region B</b> (mainly North America)	 <b>Note</b> <ul style="list-style-type: none"><li>To use Macintosh, the machine must be equipped with the optional PostScript 3 unit. When used with OS X 10.6 or later, a transfer speed of USB2.0 is supported.</li></ul>	No option is required.
Connecting the Machine > Connecting to the Interface > Connecting to the USB (Type B) Interface (Type 3 and 4)  <b>Region B</b> (mainly North America)	 <b>Note</b> <ul style="list-style-type: none"><li>To use Macintosh, the machine must be equipped with the optional PostScript 3 unit. When used with OS X 10.6 or later, a transfer speed of USB2.0 is supported.</li></ul>	No option is required.
System Settings > Administrator Tools > Unauthorized Copy Prevention Printing: Printer > PS Fonts for Texts	Specify the font type to be used for the copy prevention text when using PostScript 3. Default: <u>[Arial]</u>	Specify the font type to be used for the copy prevention text when using PostScript 3. Default: <u>[NimbusSans Bold]</u>

## Supported Operating Systems for Drivers and Utilities

Windows Server 2016 is supported.

Windows 8 and Windows Server 2003 are not supported.

Microsoft, Windows, Windows Server are either registered trademarks or trademarks of Microsoft Corp. in the United States and/or other countries.

- The product names of Windows Server 2016 are as follows:

Microsoft® Windows Server® 2016 Standard

Microsoft® Windows Server® 2016 Essentials




## Notes for Users

This manual describes the differences between the functions and specifications described in the HTML manual and those of the machine.

Read this manual while referring to the latest version of the HTML manual.


### MP C5504exSP

When using MP C5504exSP, refer to the description of Type 4  **Region A** (mainly Europe).

Note that the handset is optional for MP C5504exSP, which is the difference between MP C5504exSP and Type 4  **Region A** (mainly Europe).

### Information for This Machine

#### Information on Environmental Regulations > Energy Saving Functions > Specification

Specifications for MP C5504exSP have been added to the table for  **Region B** (mainly North America). Refer to the following:

	Specifications
Reduced electrical consumption in Sleep mode *1	0.82 W
Time of switch into Sleep mode	1 minute
Time of switch out from Sleep mode *1	8.8 seconds
Duplex Function *2	Standard

\*1 The time it takes to switch out from energy saving functions and electrical consumption may differ depending on the conditions and environment of the machine.

\*2 Achieves ENERGY STAR energy savings; product fully qualifies when packaged with (or used with) a duplex tray and the duplex function is enabled as an option.

### PostScript 3

PostScript 3 is standard for the machine.

Differences between the functions and specifications described in the HTML manual and those of the machine are as follows:

## Getting Started

Topic	Manual	Machine
Overview of This Machine > Functions Requiring Optional Configurations > Printer mode > PostScript 3	PostScript 3 unit	No option is required.
Guide to Functions of the Machine's Options > Guide to Functions of the Machine's Internal Options	<ul style="list-style-type: none"> <li>• <u>PostScript 3 unit</u> Allows you to print by Adobe PostScript 3 printer driver.</li> </ul>	<ul style="list-style-type: none"> <li>• <u>Adobe PostScript 3 unit</u> Allows you to print by Adobe PostScript 3 printer driver.</li> </ul>

## Maintenance and Specifications

Topic	Manual	Machine
Specifications > Specifications for Printer > Printer language	<ul style="list-style-type: none"> <li>• Standard: RPCS, PCL 5c/6, <u>RTIFF</u>, PDF, MediaPrint(JPEG, TIFF)</li> <li>• Option: <u>PostScript 3</u>, PictBridge, IPDS, XPS</li> </ul>	<ul style="list-style-type: none"> <li>• Standard: RPCS, PCL 5c/6, PDF, MediaPrint(JPEG, TIFF), <u>PostScript 3</u></li> <li>• Option: <u>Adobe PostScript 3</u>, PictBridge, IPDS, XPS</li> </ul>
Specifications > Specifications for Printer > Fonts	<ul style="list-style-type: none"> <li>• <u>PCL 5c/6: 45 fonts, 13 International fonts</u></li> <li>• <u>PDF: 136 fonts</u></li> <li>• <u>PostScript 3: 136 fonts</u></li> <li>• <u>IPDS: 108 fonts.</u></li> </ul>	<u>Standard:</u> <ul style="list-style-type: none"> <li>• <u>PCL 5c/6: 45 fonts, 13 International fonts</u></li> <li>• <u>PostScript 3: 93 fonts</u></li> </ul> <u>Option:</u> <ul style="list-style-type: none"> <li>• <u>Adobe PostScript 3: 136 fonts</u></li> <li>• <u>IPDS: 108 fonts</u></li> </ul>

## Print

Topic	Manual	Machine
Printing Stored Documents > Saving and Printing Using the Document Server > Windows	<ul style="list-style-type: none"> <li>• PCL 5c/6 printer driver (Standard)</li> <li>• <u>PostScript 3 printer driver (Optional)</u></li> </ul>	<ul style="list-style-type: none"> <li>• PCL 5c/6, <u>PostScript 3 printer driver (Standard)</u></li> <li>• <u>Adobe PostScript 3 printer driver (Optional)</u></li> </ul>
Printing Stored Documents > Saving and Printing Using the Document Server > OS X	<ul style="list-style-type: none"> <li>• <u>PostScript 3 printer driver (Optional)</u></li> </ul>	<ul style="list-style-type: none"> <li>• <u>PostScript 3 printer driver (Standard)</u></li> <li>• <u>Adobe PostScript 3 printer driver (Optional)</u></li> </ul>
Printer Features > List / Test Print > PS Configuration / Font Page	You can print the current configuration and installed PostScript font list. <u>This menu can be selected only when an optional PostScript 3 unit is installed.</u>	You can print the current configuration and installed PostScript font list.
Printer Features > PS Menu	This menu appears only when an optional PostScript 3 unit is installed.	No option is required.

Topic	Manual	Machine
Printer Features > PS Menu	-	The following item is added: <b>Font Change Confirmation</b> Specify whether or not to display the font change confirmation screen. Default: [Display]

## PostScript 3

Topic	Manual	Machine
Introduction > About PostScript 3 > Notes When Using PostScript 3 > PostScript 3 unit	To use PostScript 3 on this machine, the emulation extension must be installed. To install the PostScript 3 unit, consult your service representative.	No option is required.
Setting Items and Various Printing Functions (Using OS X) > Print Settings > Unauthorized Copy Prevention > Text > Font	Select a font style for the prevention text. Only TrueType fonts are available. Default: [ <u>ArialMT</u> ]	Select a font style for the prevention text. Only TrueType fonts are available. <u>Optional unit is required to specify [Adobe PostScript].</u> <u>For details about how to specify [Adobe PostScript], see "Configuring Option Settings for the Printer Under OS X", Driver Installation Guide.</u> Default: <ul style="list-style-type: none"> <li>• When [<u>Emulated PostScript</u>] is selected: [<u>NimbusSans Bold</u>]</li> <li>• When [<u>Adobe PostScript</u>] is selected: [<u>ArialMT</u>]</li> </ul>
Setting Items and Various Printing Functions (Using OS X) > Print Settings > Printer Features > Effects > Watermark Font	Select the watermark font type you want to use. Default: [ <u>Helvetica Bold</u> ]	Select the watermark font type you want to use. <u>Optional unit is required to specify [Adobe PostScript].</u> <u>For details about how to specify [Adobe PostScript], see "Configuring Option Settings for the Printer Under OS X", Driver Installation Guide.</u> Default: <ul style="list-style-type: none"> <li>• When [<u>Emulated PostScript</u>] is selected: [<u>NimbusSans Bold</u>]</li> <li>• When [<u>Adobe PostScript</u>] is selected: [<u>Helvetica Bold</u>]</li> </ul>