

# Installation Cautions

This supplement provides cautions to take when installing this machine.

## ◆ Error Support

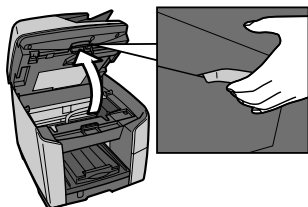
When the machine is powered, if the alarm lamp lights up and the following messages appear on the control panel, follow the procedure shown below.

\*Warning\*  
Scanner Unit Open

\*Warning\*  
Close Scanner Unit

The scanner unit is probably not closed.

### 1 Open and close the scanner unit.




AQR277S

If the message does not disappear, the duplex unit might not be properly set.


### 2 Reinstall the duplex unit correctly.

\*Warning\*  
Close Scanner Unit

### 3 Unlock the duplex unit at the back of the machine by raising the levers on its sides. Then, detach the duplex unit.

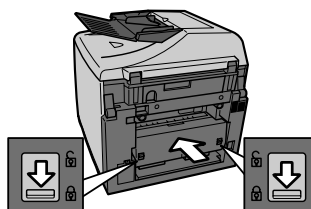


BGF007S



BGF014S

### 4 Reinstall the duplex unit in its original position, and then lower the levers on its sides.



AGR404S

The alarm lamp is unlit.

If the ink priming process has not been performed, it will begin now (requires about six minutes).

## Note

- ❑ If the message reappears, contact your sales or service representative.

Copyright © 2007

Printed in China

GB (GB) EN (USA) J012-8609



J0128609