

Earth Leakage Breaker

To prevent electric shock this machine has an earth leakage breaker. The earth leakage breaker is normally in the on position.

Once a month, check that it functions properly by following the procedure below.

Important

- ☐ If the earth leakage breaker is not functioning normally, contact your sales or service representative.

1 Make sure the exposure glass cover or the Automatic Document Feeder (ADF) (optional) is closed.

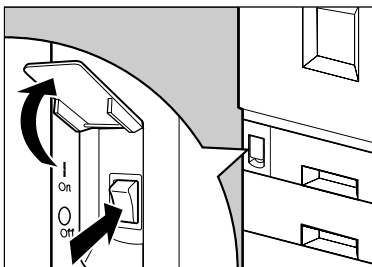
2 Press the operation switch at the top right hand corner of the control panel and see that the On indicator turns off.

Note

- ☐ In the following cases, the indicator will not turn off but will instead blink when you press the operation switch.

- When the exposure glass cover or ADF is open
- During communication with external equipment
- When the hard disk is active

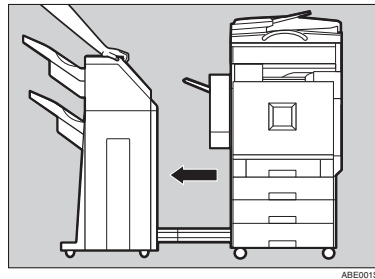
3 Make sure that the On indicator is not lit, and then turn off the main power switch of the machine.



Important

- ☐ Do not turn off the main power switch when the **On** indicator is lit or blinking. Otherwise, it may result in damage to the hard disk or memory.

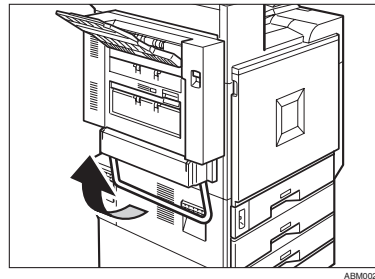
4 If the finisher is installed, detach it from the machine.



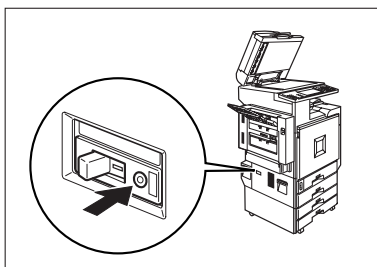
Note

- ☐ The above illustration shows the 2 tray finisher. If you are using the Booklet finisher, detach it in the same way.

5 Raise the metal bar below the duplex reversal unit.

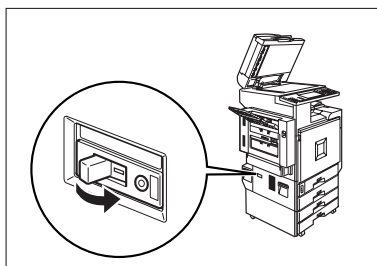


- 6** Using the tip of a ball-point pen, press the test button of the earth leakage breaker.



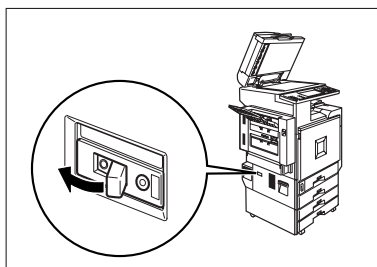
ABM001S

- 7** Confirm that the earth leakage breaker switch moves to the off position.



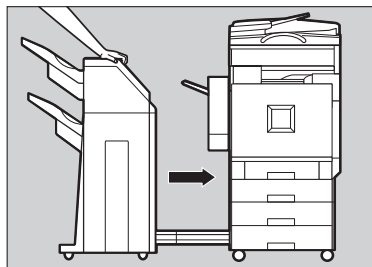
ABM003S

- 8** Turn the switch to the on position.



ABM004S

- 9** If the finisher is installed, reattach it to the machine.



ABE002S

Note

- ☐ The above illustration shows the 2 tray finisher. If you are using the Booklet finisher, reattach it in the same way.

- 10** Turn on the main power switch of the machine.

Note

- ☐ If the power does not come on, check if the earth leakage breaker is in the off position. If so, do not turn it to the on position. Contact your sales or service representative immediately.

WARNING:



- **Do not turn the earth leakage breaker from the off to the on position. Otherwise it might lead to an electric shock, fire or smoke, or cause the circuit breakers to trip.**