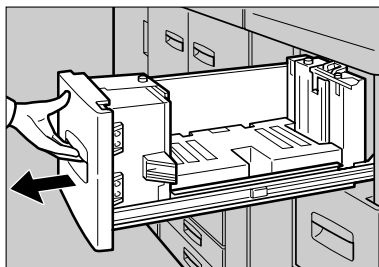


## Using A4, 8 1/2" x 11" in the Large Capacity Tray (Tray 4 and 5)

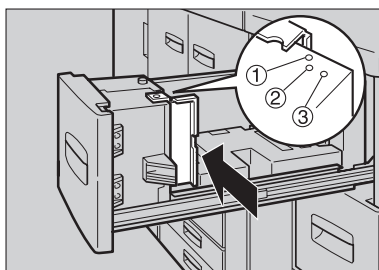
Follow the procedure below to set the end fence for A4, 8 1/2" x 11".

**1** Open the large capacity tray.



ZAJY090E

**2** Set the end fence according to the paper size.



ACG017S2

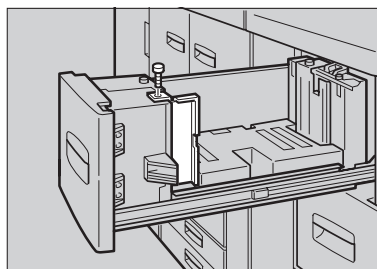
1. A4

2. 8 1/2" x 11"

### **Note**

- When loading index tabs, shift the end fence for A4, 8 1/2" x 11" to position ③ before setting the end fence for index tabs.

**3** Fasten the end fence using the screw provided.



ACG018S

Printed in Japan  
Copyright©2004

GB EN B511-7200

Please keep this sheet together with the Operating Instructions.